



US00D435957S

(12) **United States Design Patent**
Kenefake

(10) **Patent No.:** **US D435,957 S**

(45) **Date of Patent:** **** Jan. 9, 2001**

(54) **HOCKEY PUCK SHAPED HEADWEAR**

(76) **Inventor:** **Jerry Kenefake**, 3115 W. 6th St., Suite C-135, Lawrence, KS (US) 66049

(**) **Term:** **14 Years**

(21) **Appl. No.:** **29/120,785**

(22) **Filed:** **Mar. 27, 2000**

(51) **LOC (7) Cl.** **02-03**

(52) **U.S. Cl.** **D2/869**

(58) **Field of Search** D2/865, 869, 870, D2/871, 872; 2/171, 171.01, 181, 195.1, 209.13, 209.3; D21/710; 473/588

(56) **References Cited**

U.S. PATENT DOCUMENTS

- D. 357,344 * 4/1995 Norton D2/869
- D. 393,535 * 4/1998 Farber D2/869
- D. 413,368 * 8/1999 Kotler D21/710
- D. 418,278 * 1/2000 Culliss et al. D2/869

- D. 420,206 * 2/2000 Lawson D2/869
- 3,150,381 * 9/1964 Baumkirchner 2/171.01

* cited by examiner

Primary Examiner—Paula A. Mortimer

(57) **CLAIM**

The ornamental design for hockey puck shaped headwear, as shown and described.

DESCRIPTION

FIG. 1 is a front elevational view of a hockey puck shaped headwear showing my new design;
 FIG. 2 is a rear view thereof;
 FIG. 3 is a right side view thereof;
 FIG. 4 is a left side view thereof;
 FIG. 5 is a top plan view thereof, the broken line showing of the word logo is for illustrative purposes only and forms no part of the claimed design; and,
 FIG. 6 is a bottom view thereof showing a head-receiving hole with adjacent relief slots and holes.

1 Claim, 3 Drawing Sheets

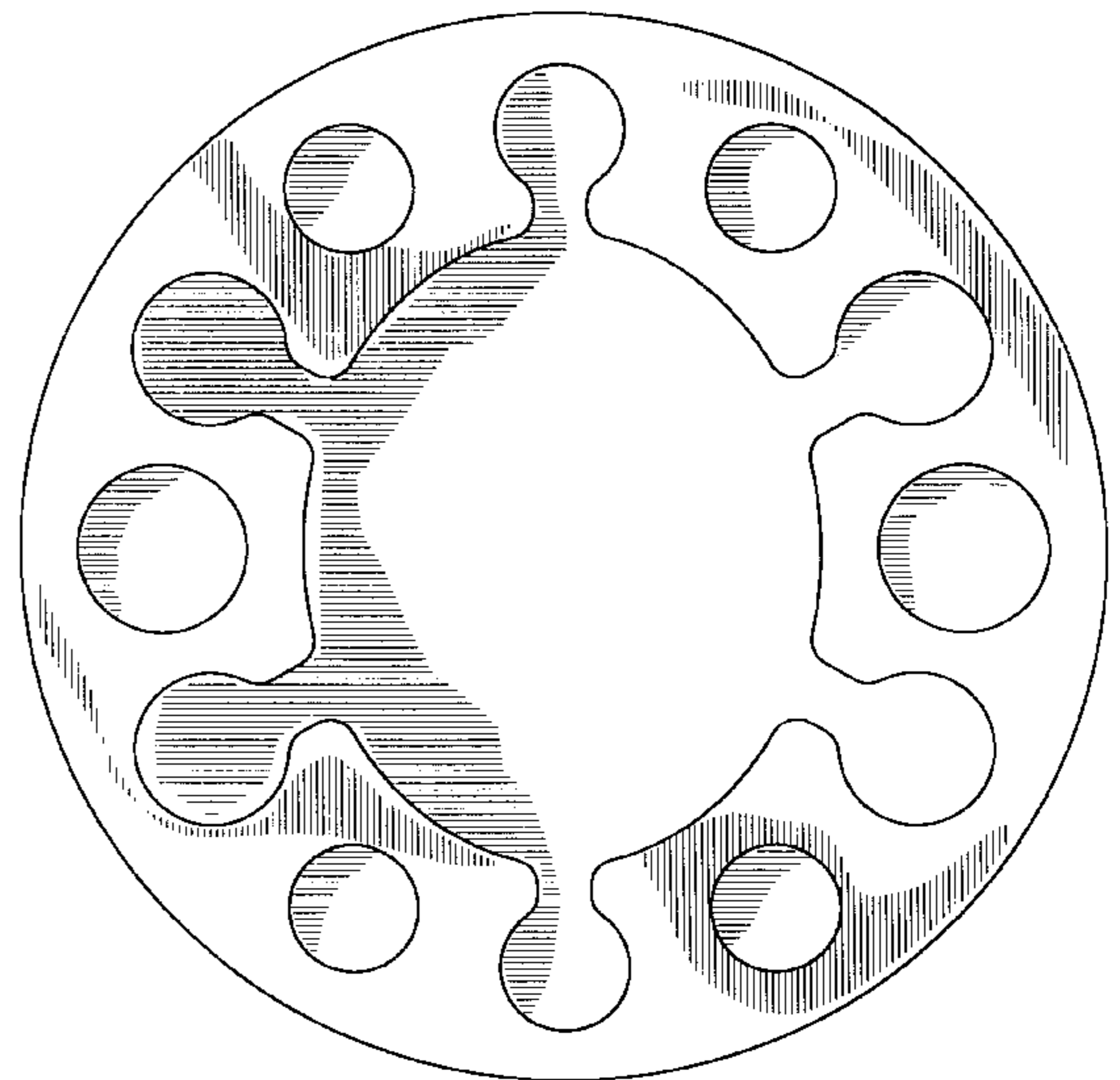



FIG. 1




FIG. 2




FIG. 3





FIG. 4



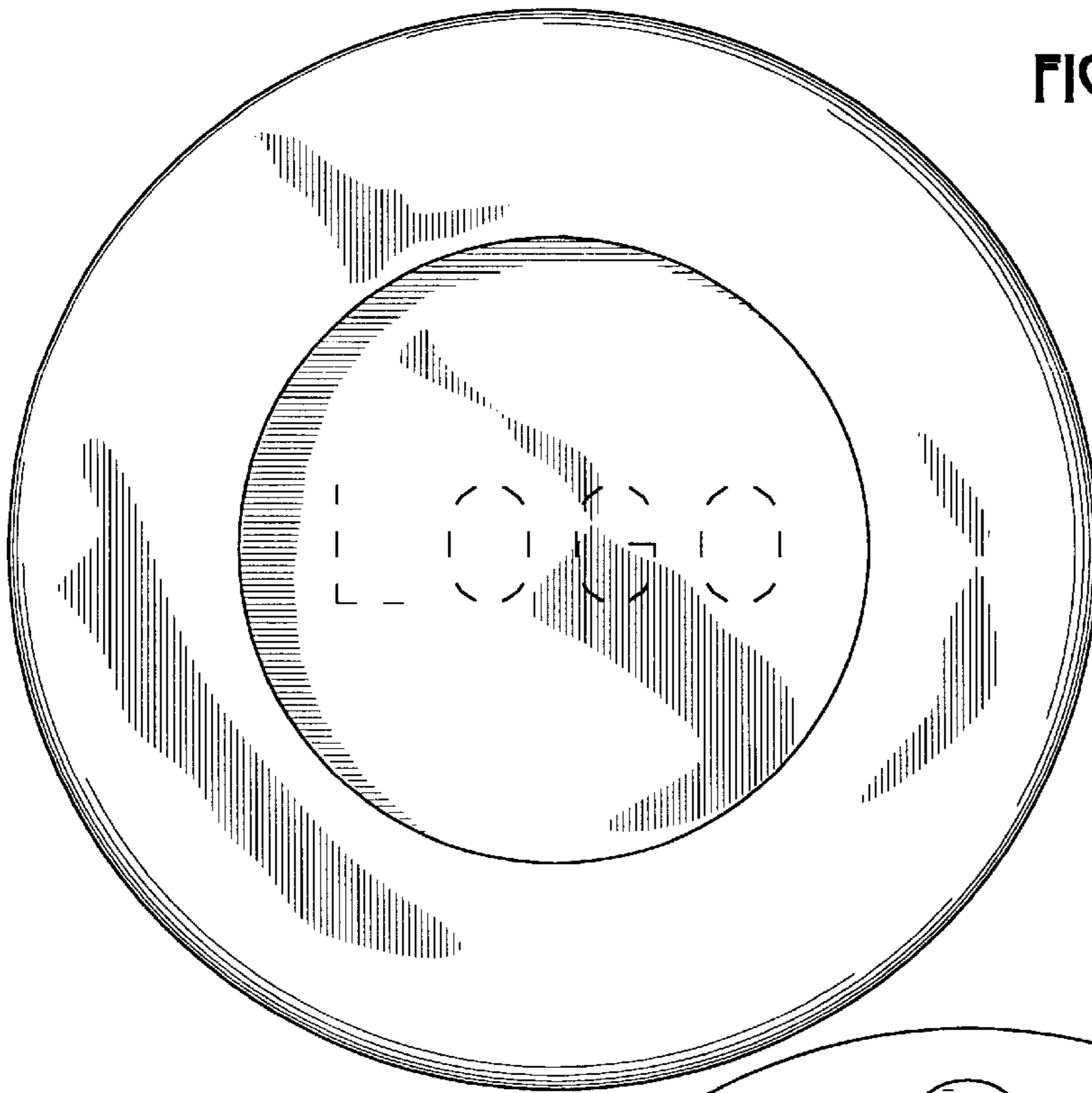


FIG. 5

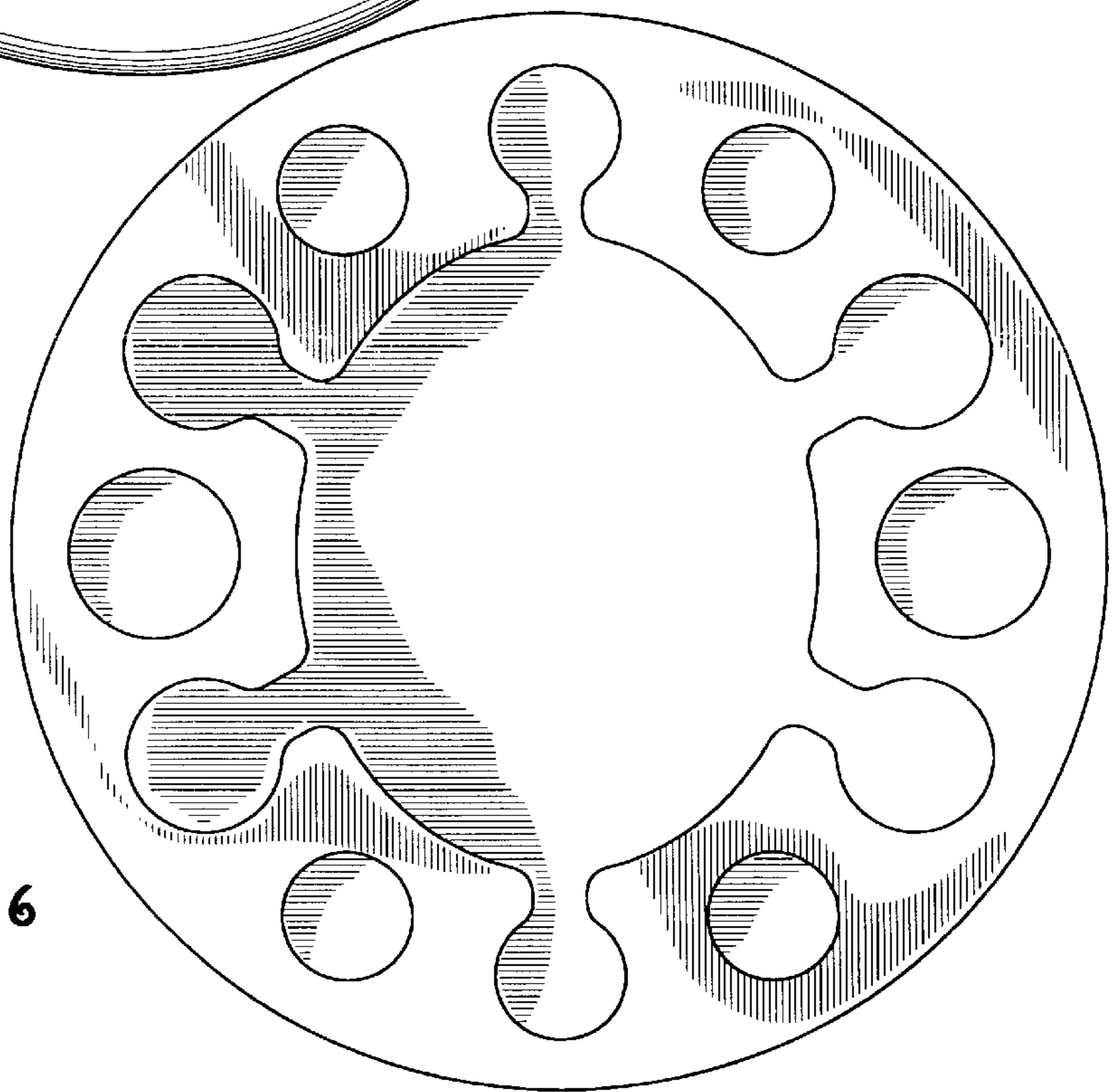


FIG. 6