



US00D435951S

(12) **United States Design Patent**  
**Yang et al.**

(10) **Patent No.: US D435,951 S**

(45) **Date of Patent: \*\* Jan. 2, 2001**

- (54) **TRASH CAN**
- (75) Inventors: **Frank Yang**, Palos Verdes Peninsula;  
**Darren Saravis**, Long Beach, both of  
CA (US)
- (73) Assignee: **Seville Classics, Inc.**, Los Angeles, CA  
(US)
- (\*\*) Term: **14 Years**
- (21) Appl. No.: **29/118,689**
- (22) Filed: **Feb. 14, 2000**
- (51) **LOC (7) Cl. .... 09-09**
- (52) **U.S. Cl. .... D34/9**
- (58) **Field of Search .... D34/1, 3, 6, 7,**  
D34/8, 9; D32/37; 220/675, 913, 908, 262,  
263; 232/43.2, 1 B, 1 E

1,966,323	*	7/1934	Von Elm	.....	220/263
2,016,558	*	10/1935	Redrup	.....	220/262
2,195,033	*	3/1940	Lehman	.....	220/263
2,216,279	*	10/1940	Packer	.....	220/263
2,246,975	*	6/1941	Geibel	.....	220/263
2,563,456	*	8/1951	Brownell	.....	220/262
2,910,206	*	10/1959	Hodgson	.....	220/262
3,450,297	*	6/1969	Clerk	.....	220/909
4,363,417	*	12/1982	Rhoades et al.	.....	232/43.2
4,913,308	*	4/1990	Culbertson	.....	220/909
4,953,744	*	9/1990	Koyama	.....	220/908
5,249,693	*	10/1993	Gillispie et al.	.....	220/908
5,842,595	*	12/1998	Williams	.....	220/908 X

\* cited by examiner

*Primary Examiner*—Cynthia E Ramirez  
(74) *Attorney, Agent, or Firm*—Raymond Sun

(57) **CLAIM**

The ornamental design for the trash can, as shown and described.

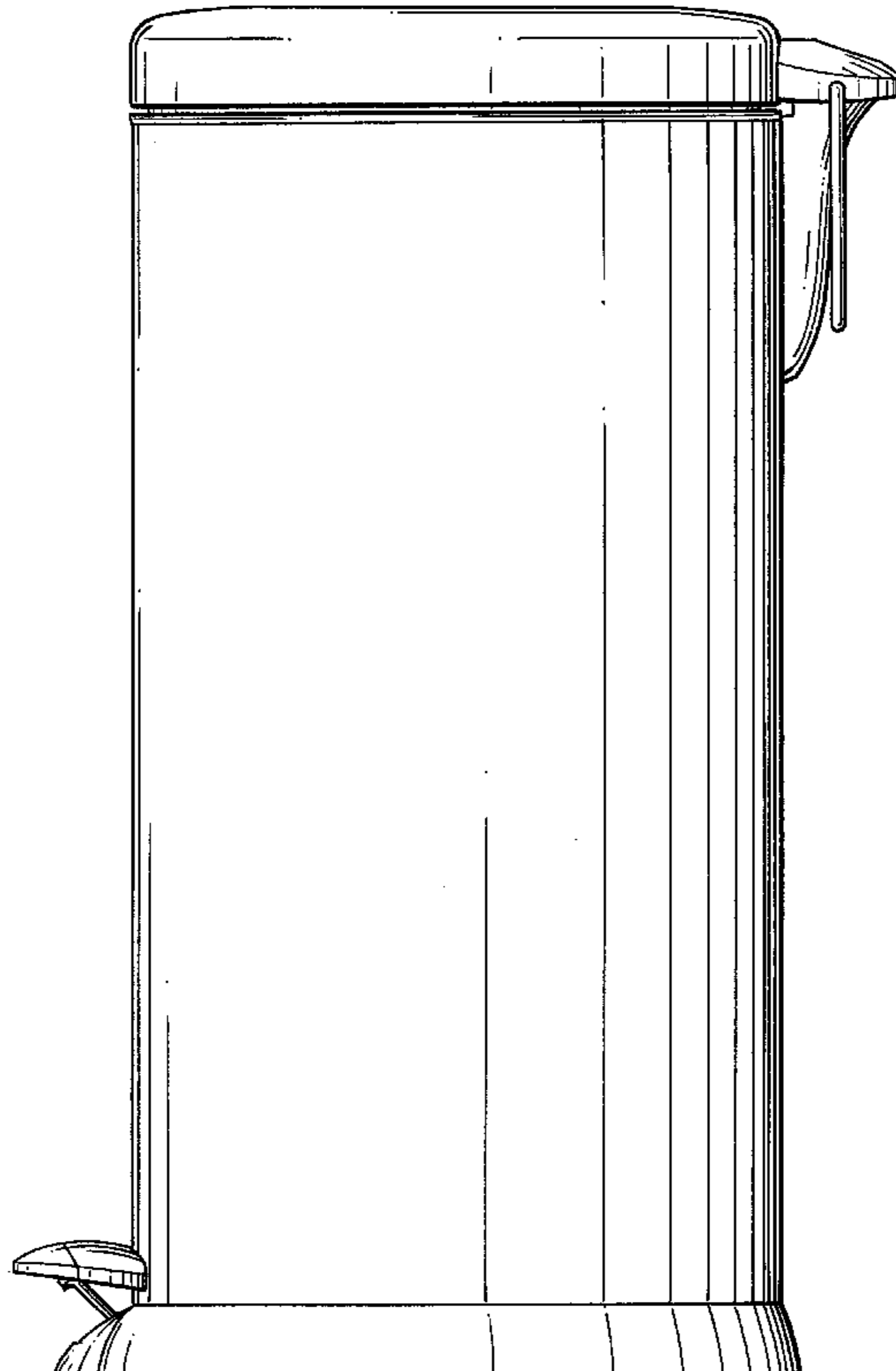
(56) **References Cited**  
U.S. PATENT DOCUMENTS

D. 333,897	*	3/1993	Ward	.....	D34/7
D. 355,060	*	1/1995	Bernstein et al.	.....	D32/37
966,145	*	8/1910	Wilder	.....	220/908
1,265,148	*	5/1918	Warren	.....	220/908
1,379,677	*	5/1921	Brunhoff	.....	220/909
1,461,253	*	7/1923	Owen	.....	220/262
1,703,509	*	2/1929	Chandlee	.....	220/262
1,799,621	*	4/1931	Shaw	.....	220/263
1,820,555	*	8/1931	Buscham	.....	220/262
1,881,120	*	10/1932	Fessler et al.	.....	220/262

**DESCRIPTION**

FIG. 1 is a front plan view of our trash can;  
FIG. 2 is a rear plan view of the trash can of FIG. 1;  
FIG. 3 is a right side plan view of the trash can of FIG. 1,  
the left side plan view being symmetrical thereto; and,  
FIG. 4 is a top plan view of the trash can of FIG. 1.  
The surface(s) or portion(s) of the article not shown in the  
drawing or described in the specification form(s) no part of  
the claimed design.

**1 Claim, 4 Drawing Sheets**



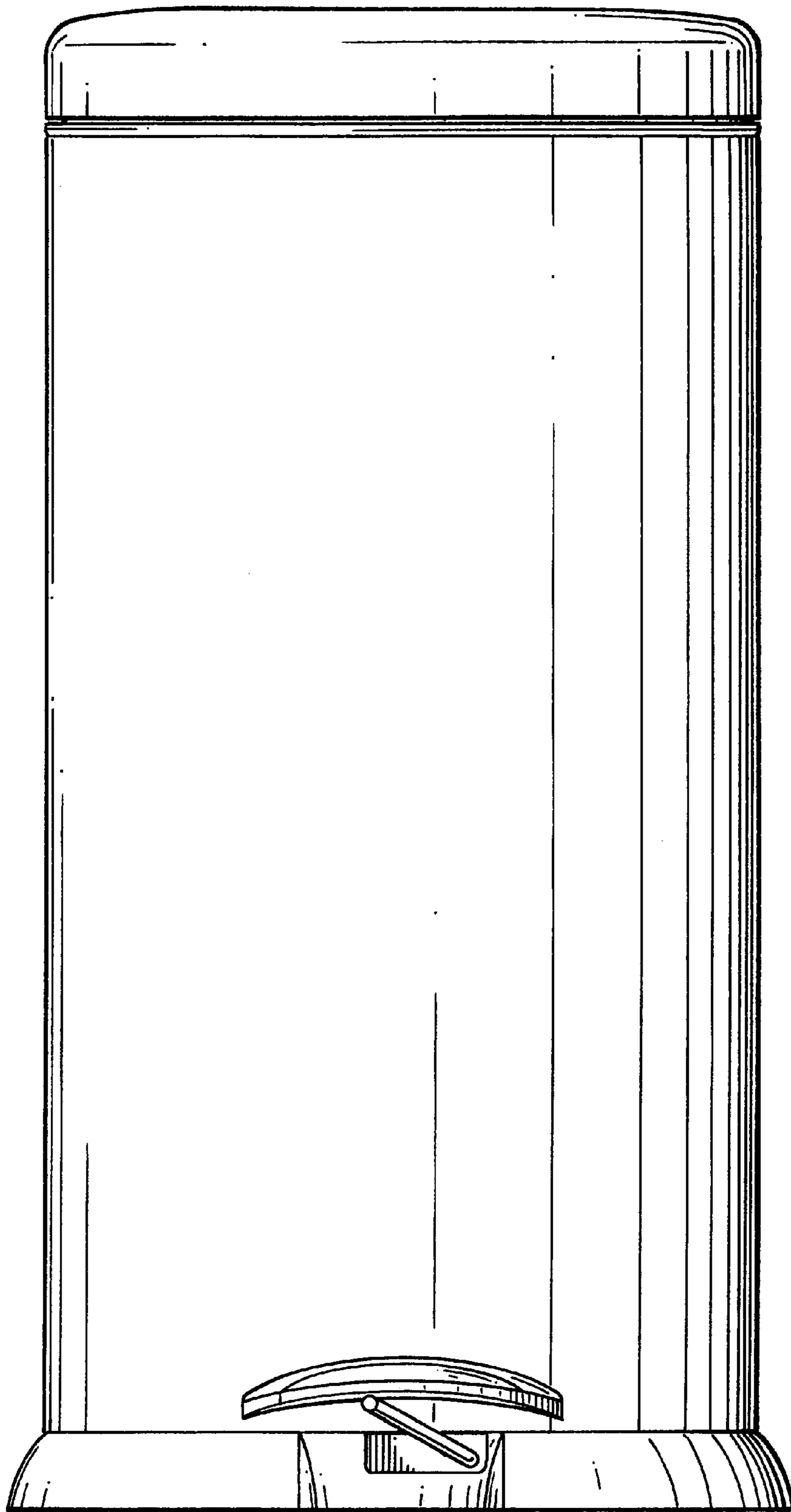


FIG. 1

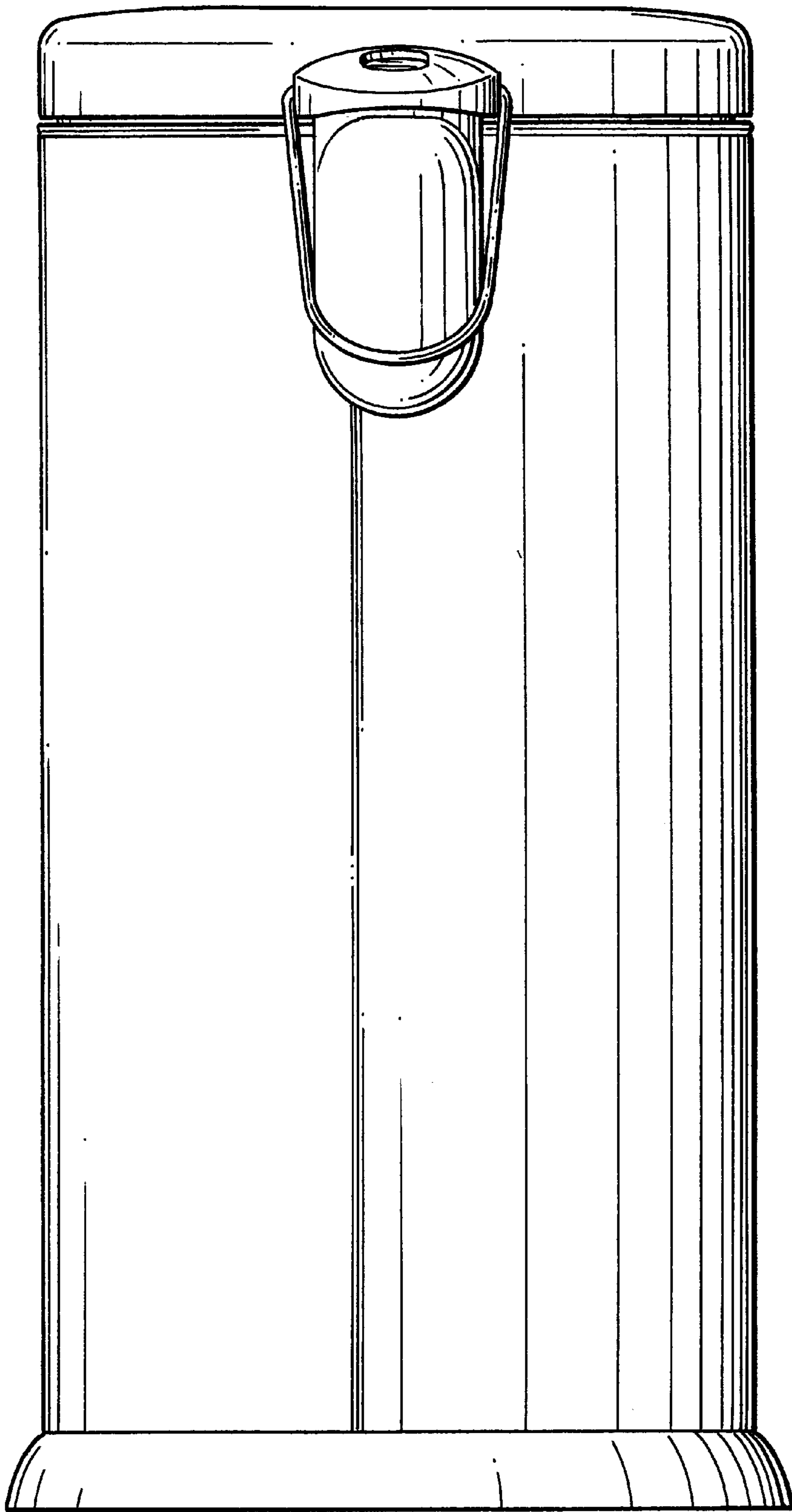


FIG. 2

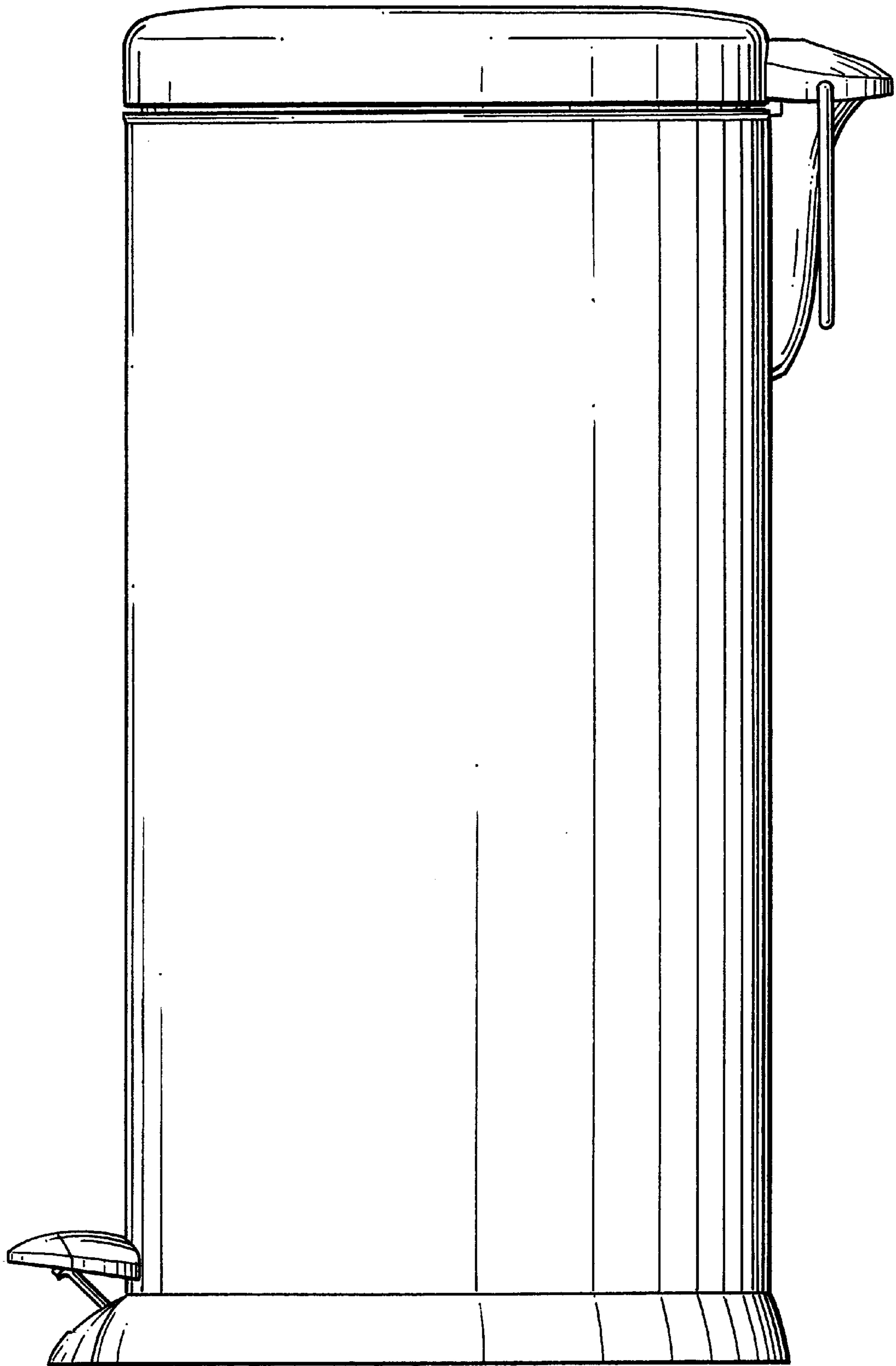


FIG. 3

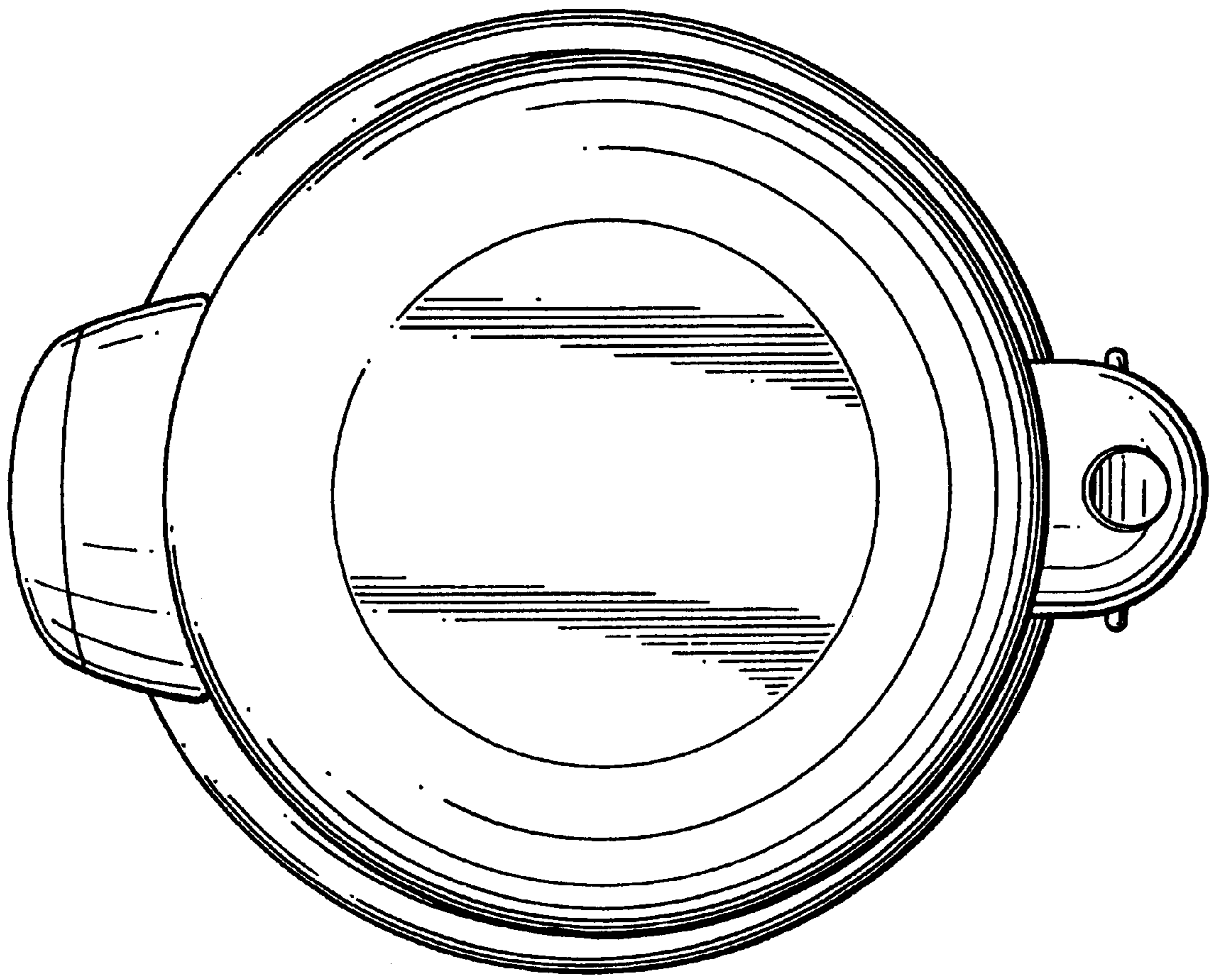


FIG. 4