



US00D435948S

(12) **United States Design Patent**  
**Long**

(10) **Patent No.:** **US D435,948 S**

(45) **Date of Patent:** **\*\* Jan. 2, 2001**

(54) **NARROW SPACES DUSTER**

(76) **Inventor:** **Beverly Long**, 43 Vic Smith La.,  
Moselle, MS (US) 39459

(\*\*) **Term:** **14 Years**

(21) **Appl. No.:** **29/077,855**

(22) **Filed:** **Oct. 10, 1997**

(51) **LOC (7) Cl.** ..... **15-05**

(52) **U.S. Cl.** ..... **D32/40**

(58) **Field of Search** ..... D32/40, 35, 46,  
D32/49, 42, 41; 15/105, 118, 208, 209.1,  
210.1, 220.1, 104.066, 104.16, 107, 220.3

(56) **References Cited**

**U.S. PATENT DOCUMENTS**

D. 181,249	*	10/1957	Delacretaz	.....	D32/40
D. 203,967	*	3/1966	Abess	.....	D32/35
D. 296,253	*	6/1988	Subialdea	.....	D32/35
D. 336,697	*	6/1993	Stalf	.....	D32/40
D. 361,634	*	8/1995	Swinton	.....	D32/41
D. 371,655	*	7/1996	Weston	.....	D32/40
2,068,162	*	1/1937	Borchers	.	
2,746,074	*	5/1956	Carlson, Sr.	.	
2,871,497	*	2/1959	Miller et al.	.	

2,877,482	*	3/1959	Roy	.	
4,827,556	*	5/1989	Corsetti	.....	15/244.1
4,949,496	*	8/1990	Stephan	.....	15/104.16 X

**OTHER PUBLICATIONS**

Flexible Skinny Duster, Starcrest of California, 1989.\*

\* cited by examiner

*Primary Examiner*—Susan J. Lucas

*Assistant Examiner*—Cynthia E. Ramirez

(57) **CLAIM**

The ornamental design for a narrow spaces duster, as shown and described.

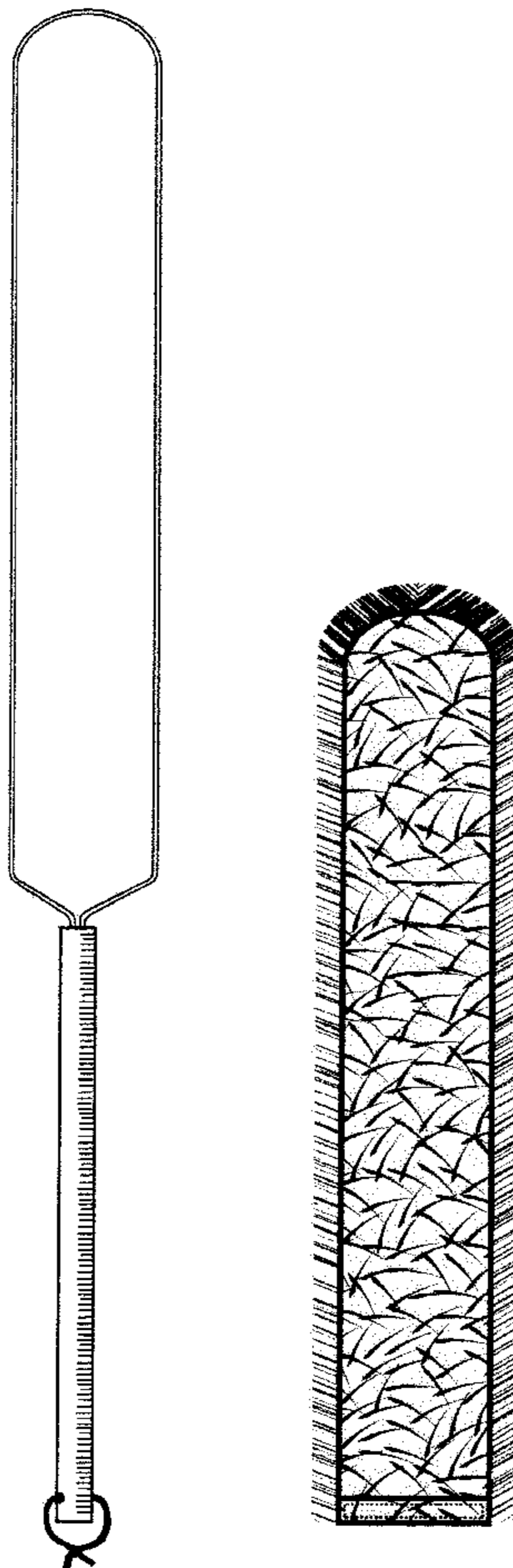
**DESCRIPTION**

FIG. 1 is a front elevational view for a narrow space duster with the sleeve removed showing my new design, the rear being a mirror image; and,

FIG. 2 is a front elevational view of the narrow space duster; the rear being a mirror image.

The sides of the duster's sleeve and the sides of the wire frame not shown in the drawings or described in the specification form(s) no part of the claimed design.

**1 Claim, 1 Drawing Sheet**



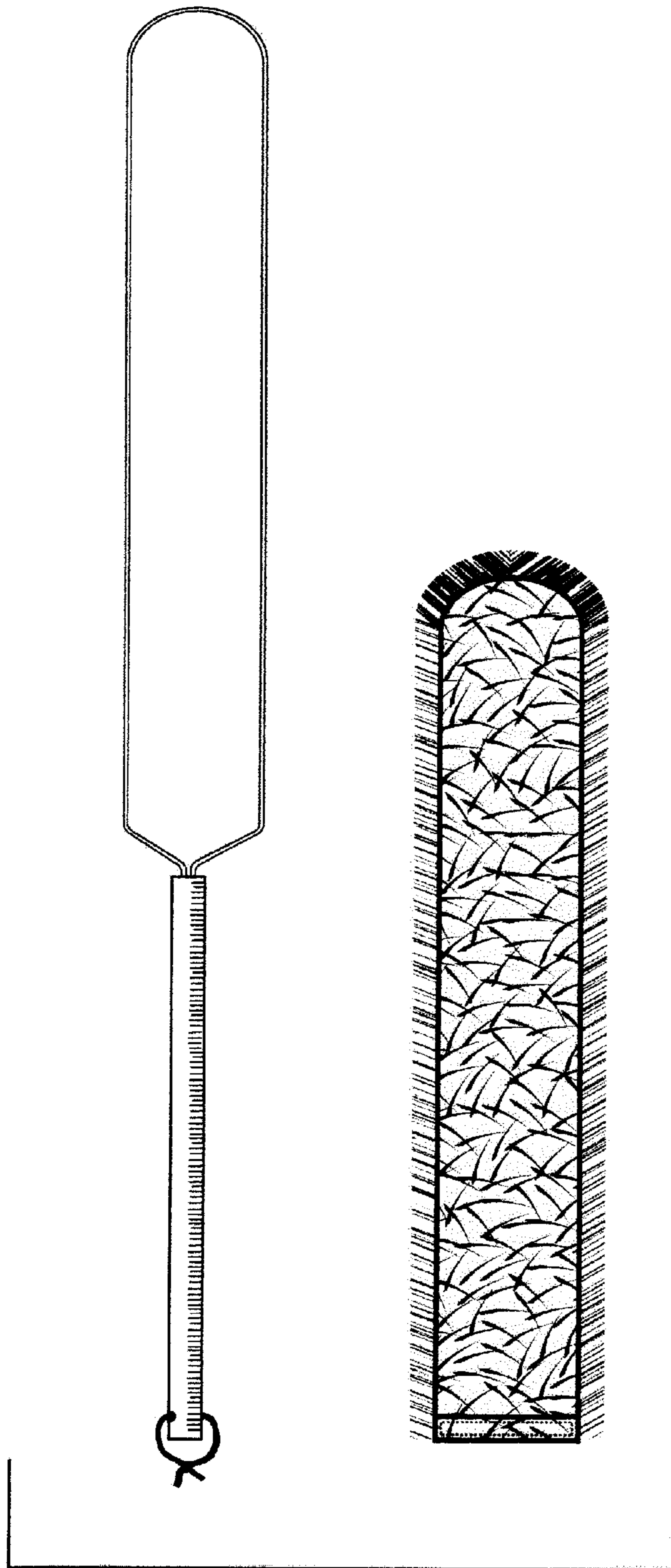


Fig. 1




Fig. 2