



US00D435944S

(12) **United States Design Patent**
Luoma

(10) **Patent No.:** **US D435,944 S**

(45) **Date of Patent:** **** Jan. 2, 2001**

(54) **DRAIN CLEANER STRIP**

(75) Inventor: **Eugene H. Luoma**, 4423 Normanna Rd., Duluth, MN (US) 55803

(73) Assignee: **Eugene H. Luoma**, Duluth, MN (US)

(**) Term: **14 Years**

(21) Appl. No.: **29/118,498**

(22) Filed: **Feb. 9, 2000**

(51) **LOC (7) Cl.** **15-05**

(52) **U.S. Cl.** **D32/14**

(58) **Field of Search** D32/14; D20/41,
D20/26, 27; 40/10 R, 10 C, 10 D, 645;
15/104.17, 104.061, 104.09

(56) **References Cited**

U.S. PATENT DOCUMENTS

D. 59,382	*	10/1921	Shirley	D32/14
D. 237,994	*	12/1975	Davis	D20/27
D. 247,590	*	3/1978	Atherton et al.	D20/41
1,608,347	*	11/1926	Thompson et al.	15/104
1,979,932	*	11/1934	Beckett	40/465
2,207,180	*	7/1940	Smith et al.	40/645

OTHER PUBLICATIONS

Miles Kimball Holiday Preview Catalog, Nov., 1999, p. 39.
The Family Handyman, Feb. 2000, p. 102.

* cited by examiner

Primary Examiner—Mitchell Siegel

(74) *Attorney, Agent, or Firm*—Gerald E. Helget; Rider, Bennett, Egan & Arundel, LLP

(57) **CLAIM**

The ornamental design for a drain cleaner strip, as shown and described.

DESCRIPTION

FIG. 1 is a front elevational view of a drain cleaner strip showing my design, which is a mirror image of the rear elevational view;

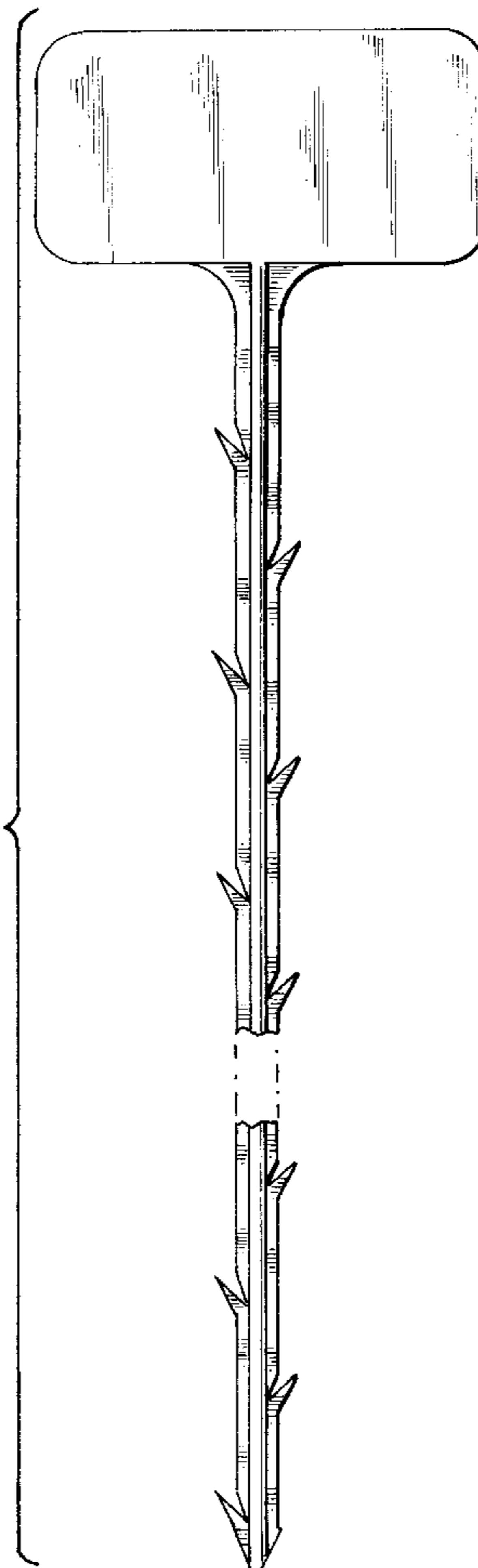
FIG. 2 is a bottom plan view;

FIG. 3 is a top plan view; and,

FIG. 4 is a left side elevational view, which is a mirror image of the right side elevational view.

The broken away section is shown due to indeterminate length.

1 Claim, 1 Drawing Sheet



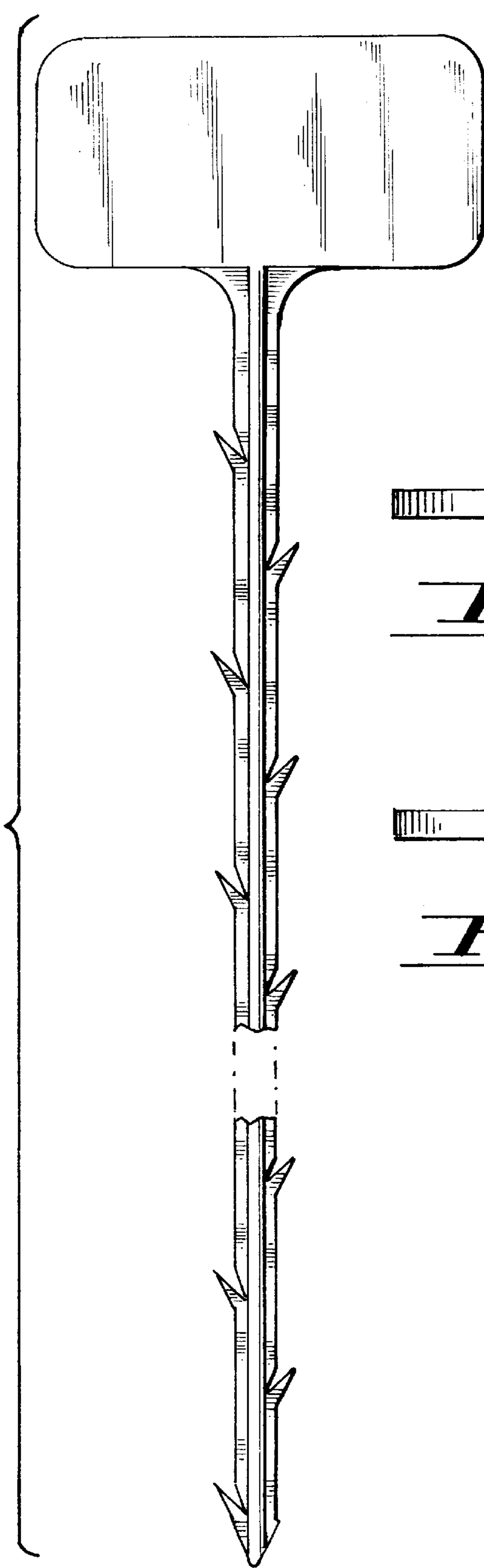


Fig. 1.



Fig. 2.




Fig. 3.



Fig. 4.