



US00D435906S

(12) **United States Design Patent**
Wilkinson et al.

(10) **Patent No.: US D435,906 S**
(45) **Date of Patent: ** Jan. 2, 2001**

(54) **INTEGRATED PORT CLOSED COLLECTION CONTAINER**

(75) Inventors: **Bradley Mark Wilkinson**, North Haledon; **Robert S. Golabek, Jr.**, Towaco, both of NJ (US)

(73) Assignee: **Becton Dickinson and Company**, Franklin Lakes, NJ (US)

(**) Term: **14 Years**

(21) Appl. No.: **29/109,000**

(22) Filed: **Aug. 6, 1999**

(51) **LOC (7) Cl. 24-04**

(52) **U.S. Cl. D24/121; D24/216; D24/224**

(58) **Field of Search D9/520, 549, 569; D23/302; D24/122, 216, 224, 121, 123; 4/612, 613, 614, 663, 664, 144.1; 422/58, 61, 102; 600/573, 574, 576, 577; 604/317, 318, 319, 326, 331, 349**

(56) **References Cited**

U.S. PATENT DOCUMENTS

D. 390,668	*	2/1998	Lewandowski et al.	D24/224
3,750,647		8/1973	Gleason et al.	128/2 F
4,026,433	*	5/1977	Crippa	600/573
4,106,490		8/1978	Spilman et al.	128/2 F
4,116,066		9/1978	Mehl et al.	73/421 R
4,121,306		10/1978	Bringman et al.	4/144.2
4,258,032		3/1981	Mehl	424/148
4,300,404		11/1981	Mehl et al.	73/863.52
4,335,730		6/1982	Griffin	128/760
4,393,881		7/1983	Shah	128/760
4,492,258		1/1985	Lichtenstein et al.	141/1
4,761,379		8/1988	Williams et al.	435/296

4,769,215		9/1988	Ehrenkranz	422/58
4,805,632	*	2/1989	Pope	D24/122
4,895,167		1/1990	Guala	128/760
5,069,878		12/1991	Ehrenkranz	422/61
5,119,830	*	6/1992	Davis	D24/122
5,147,342		9/1992	Kane et al.	604/356
5,251,639		10/1993	Rentsch	128/761
5,422,076		6/1995	Jones	422/102
5,569,225		10/1996	Fleury	604/323
5,797,855		8/1998	Hazard et al.	600/513
5,849,505		12/1998	Guirguis	435/7.2
5,871,476	*	2/1999	Hand	604/317
5,893,176		4/1999	Magiera et al.	4/144.4
5,894,607		4/1999	Van Den Burg	4/144.2
5,894,608		4/1999	Birbara	4/144.3
5,897,840		4/1999	Owens, Jr. et al.	422/102
6,024,120	*	2/2000	Yam et al.	604/319

* cited by examiner

Primary Examiner—Alan P. Douglas
Assistant Examiner—Reid Hecker

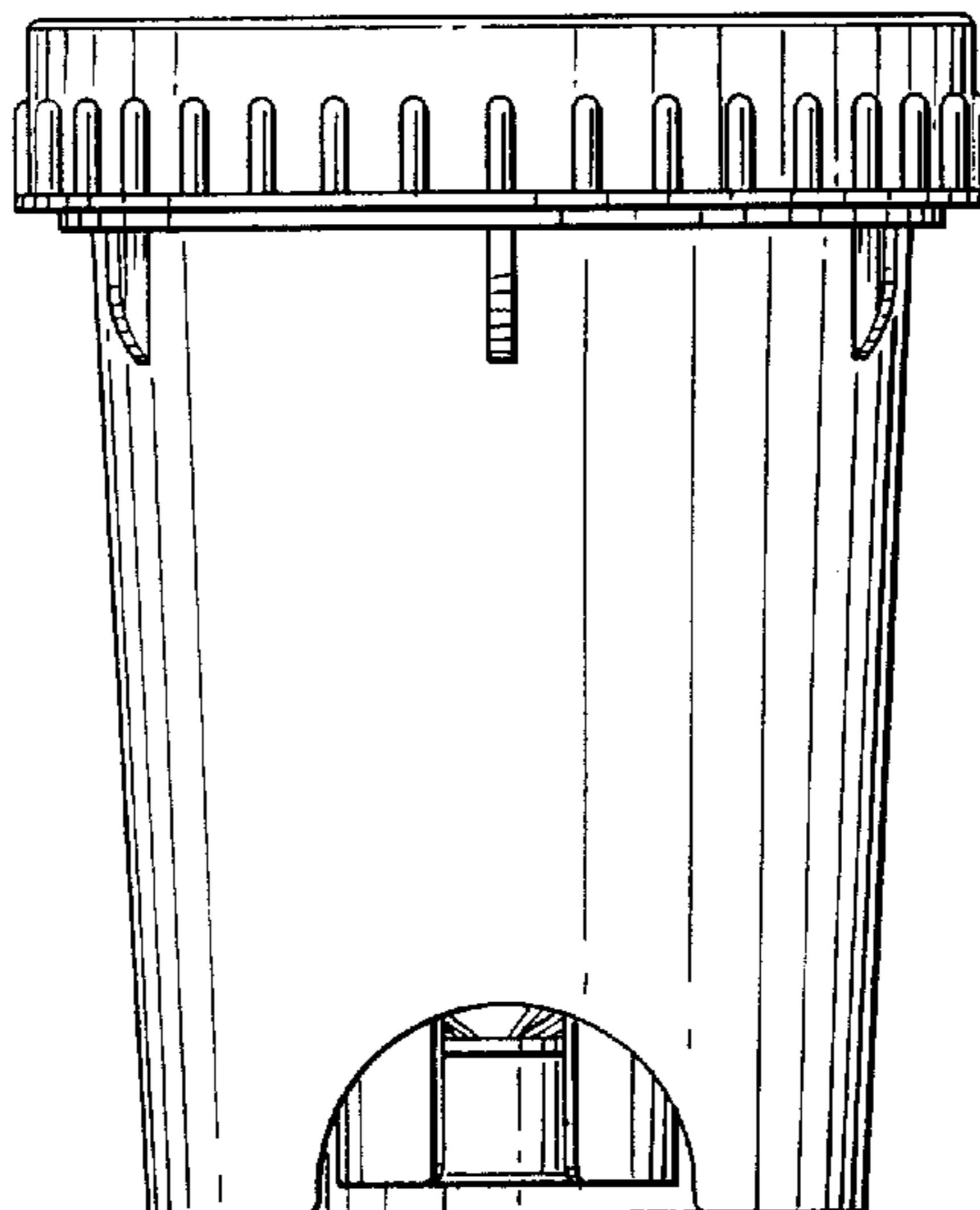
(57) **CLAIM**

The ornamental design for an integrated port closed collection container, as shown and described.

DESCRIPTION

FIG. 1 is a perspective view of an integrated port closed collection container showing our design;
FIG. 2 is a top-plan view of the container of FIG. 1;
FIG. 3 is a front elevational view of the container of FIG. 1;
FIG. 4 is a right-side elevational view of the container of FIG. 1;
FIG. 5 is a rear elevational view of the container of FIG. 1;
and,
FIG. 6 is a bottom-plan view of the container of FIG. 1.

1 Claim, 3 Drawing Sheets



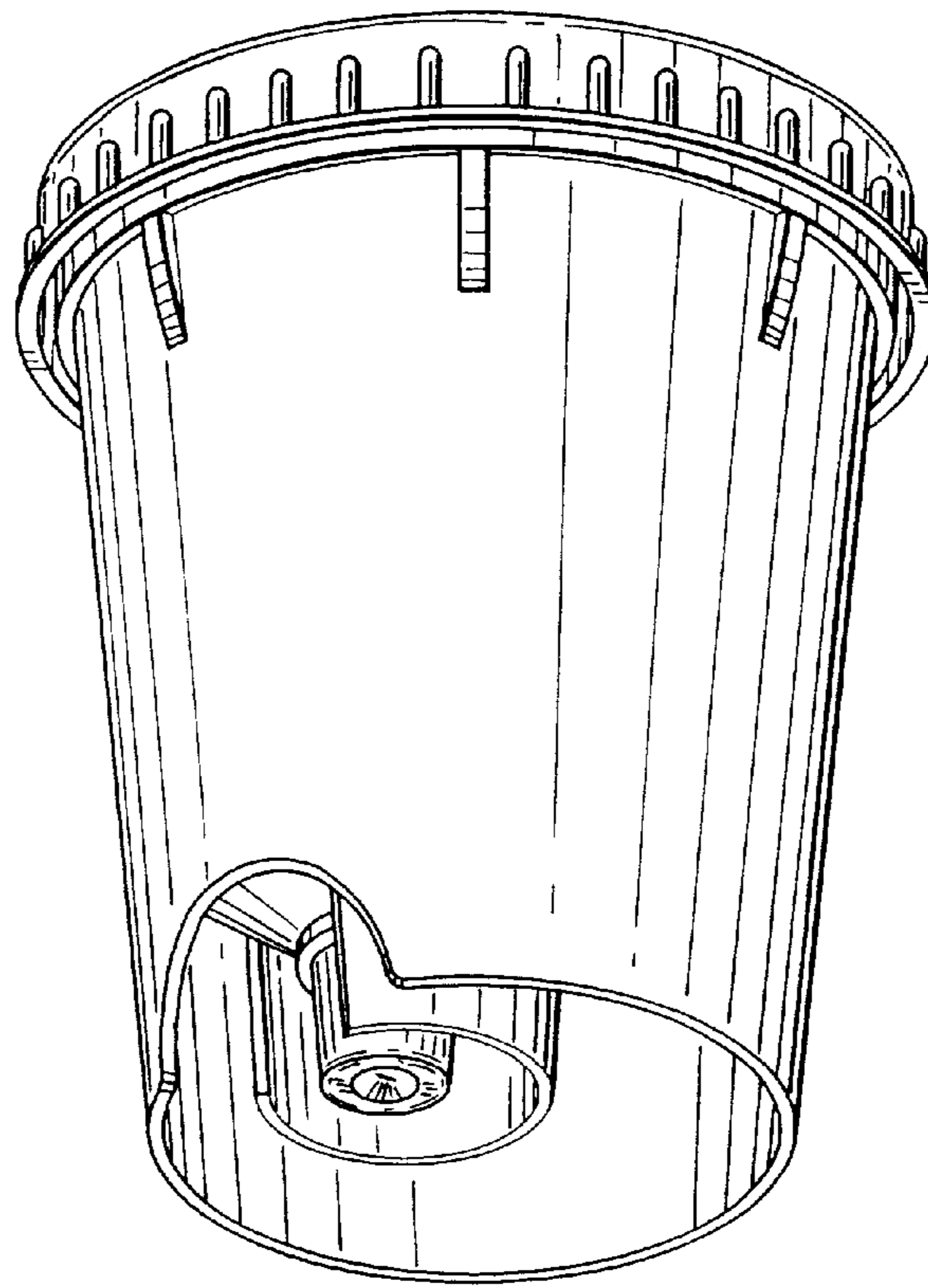


FIG. 1

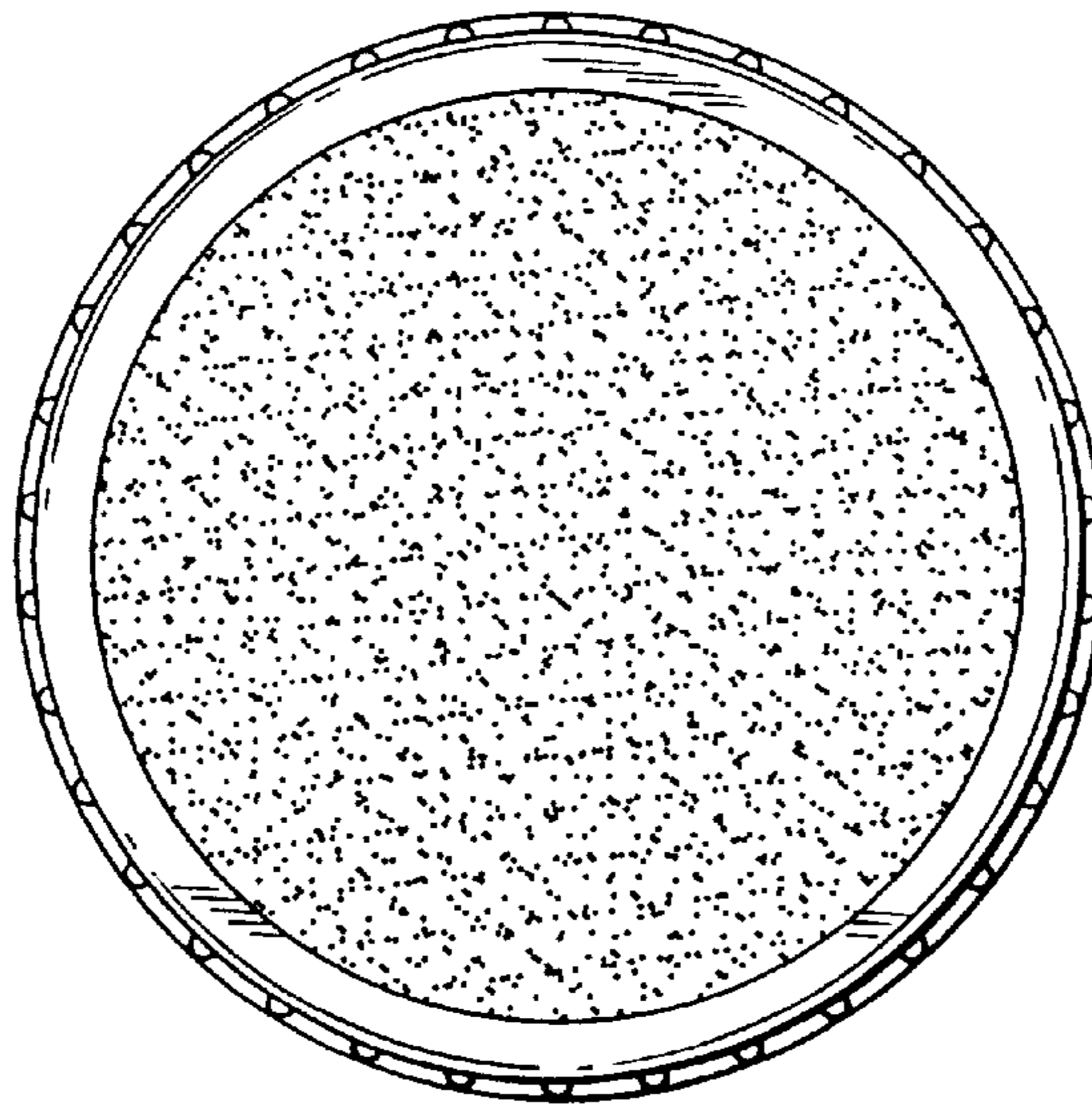


FIG. 2

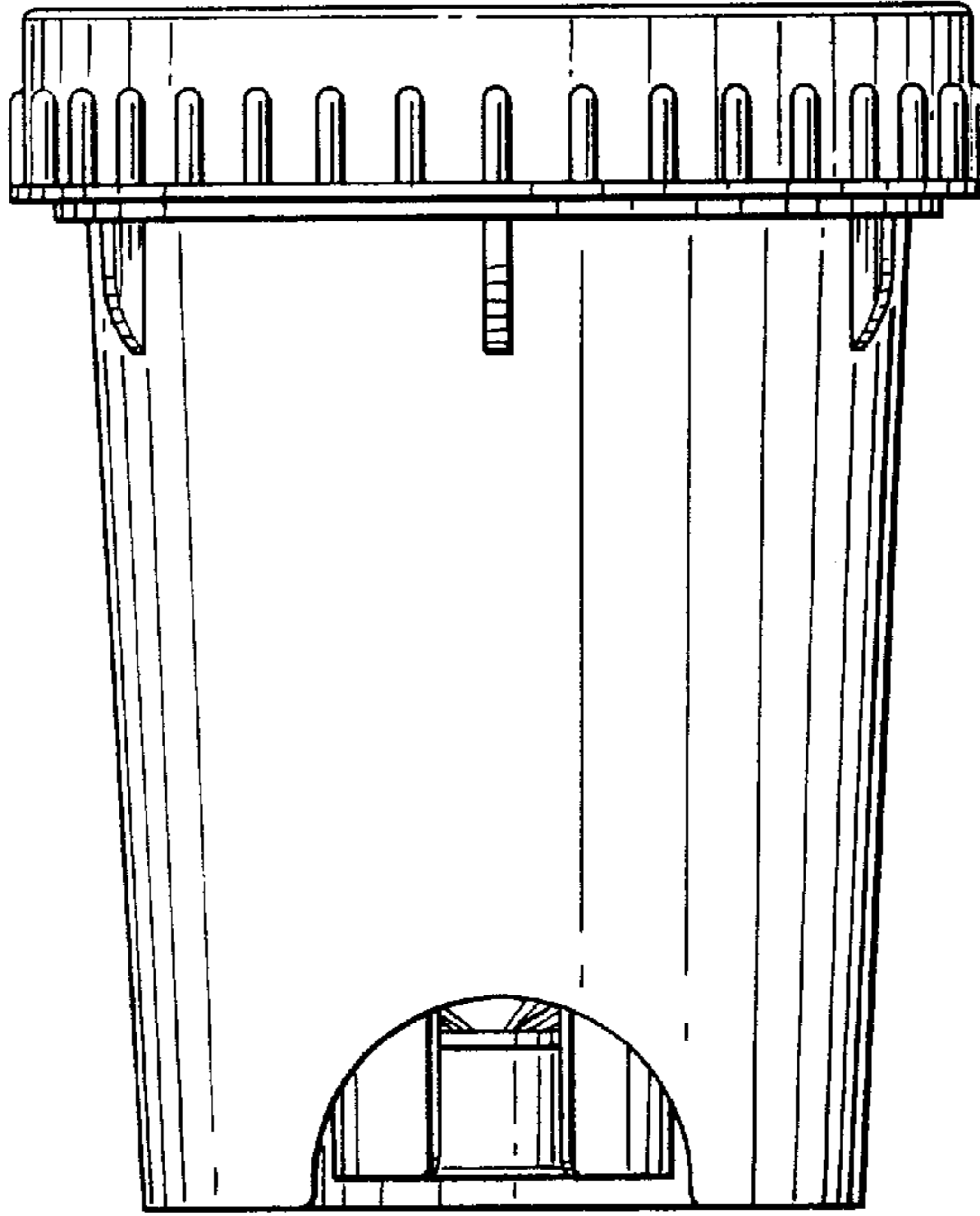


FIG. 3

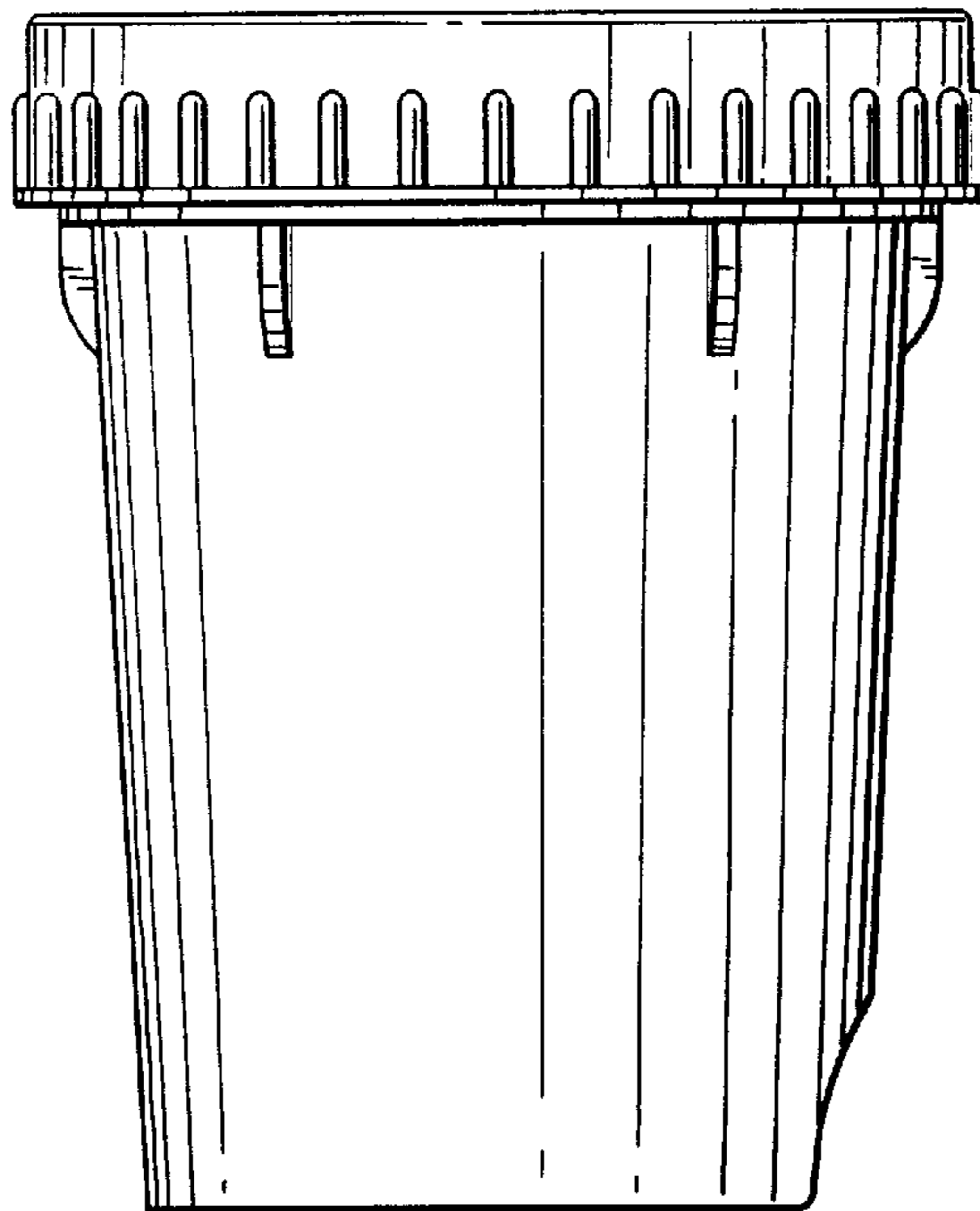


FIG. 4

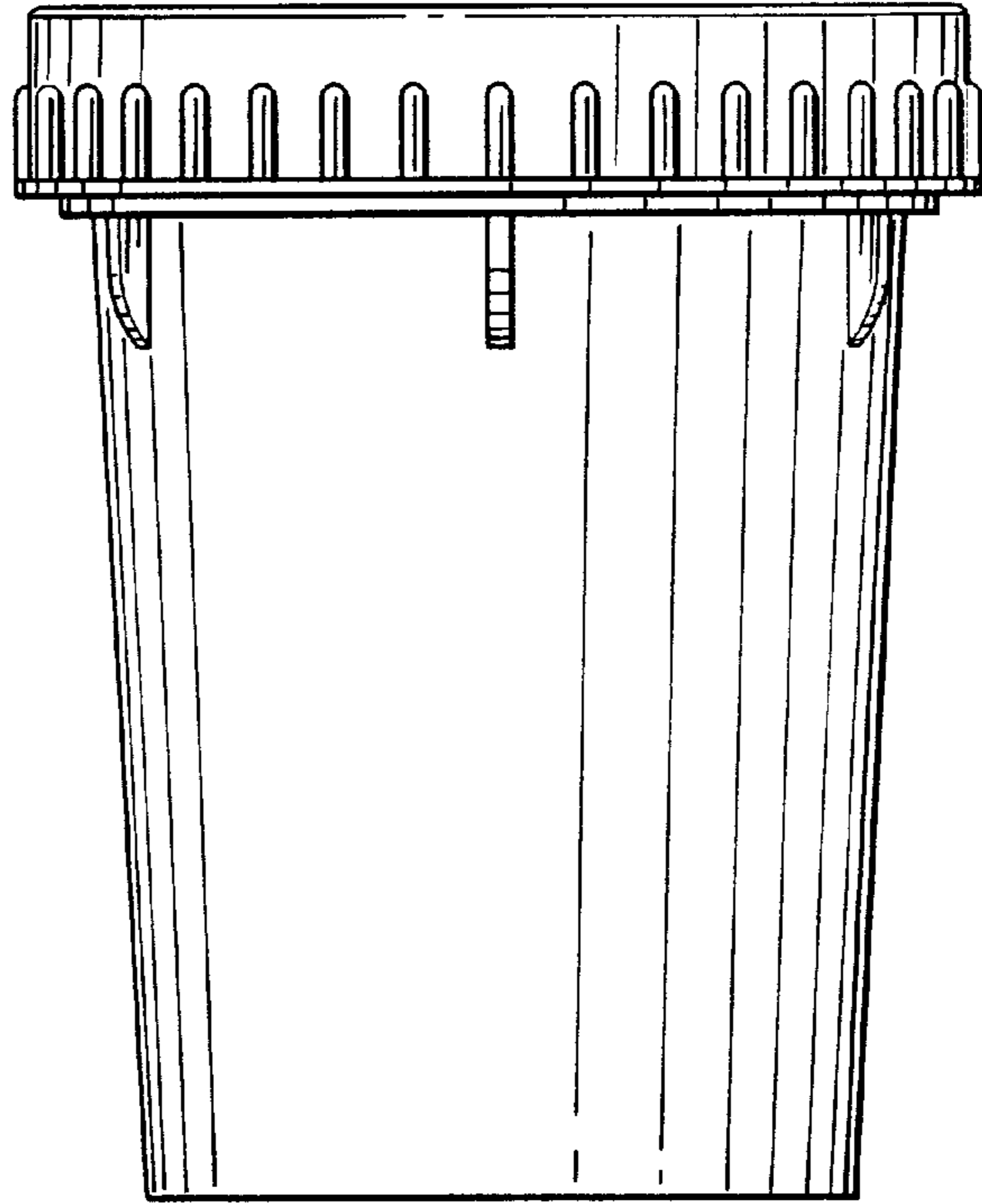


FIG. 5

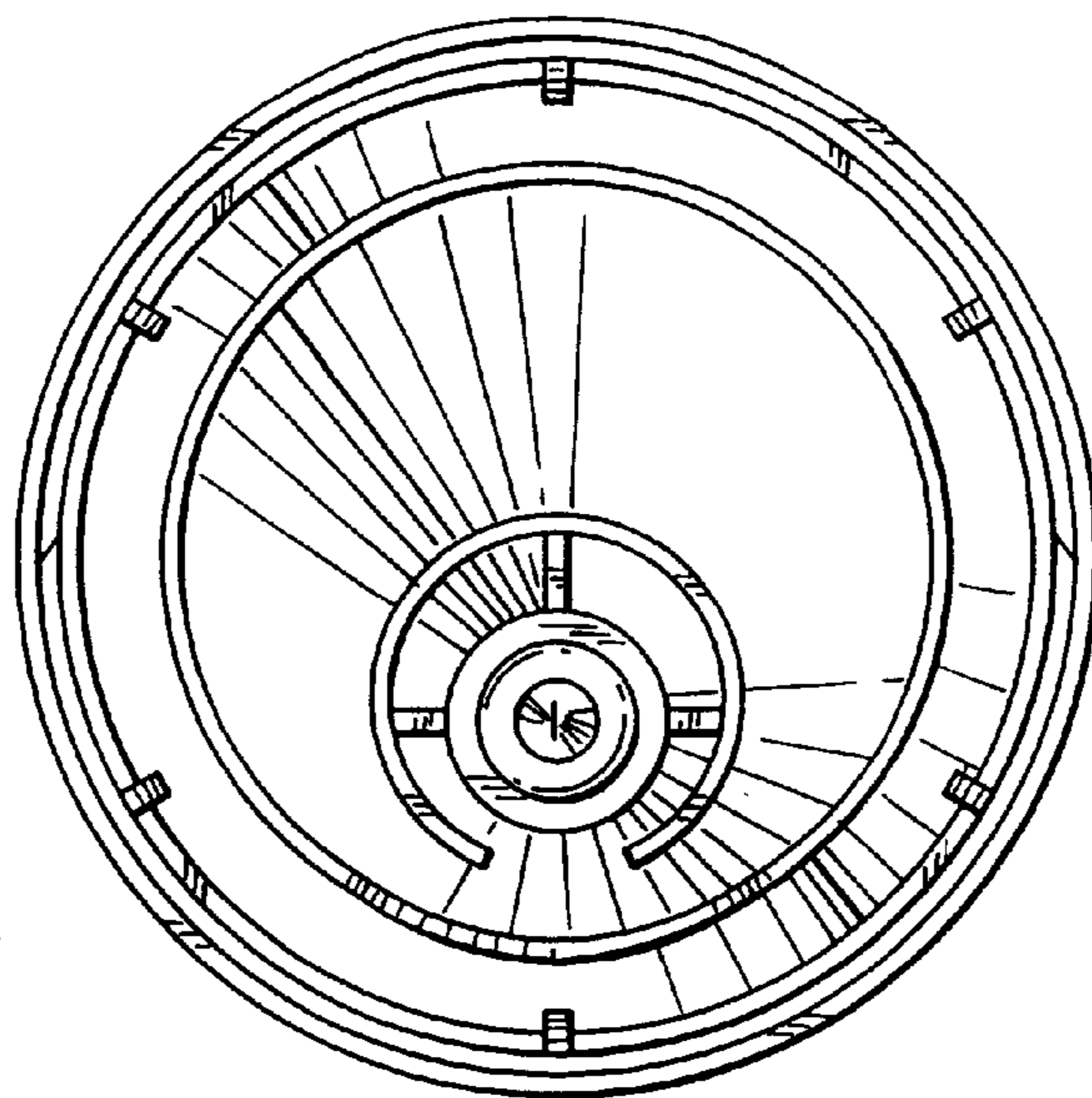


FIG. 6