



US00D435896S

(12) **United States Design Patent**
Burgeson

(10) **Patent No.:** **US D435,896 S**

(45) **Date of Patent:** **** Jan. 2, 2001**

(54) **SCENT WICK DISPENSER**

(76) Inventor: **John R. Burgeson**, 4345 157th Ave.
NW., Anoka, MN (US) 55304

(**) Term: **14 Years**

(21) Appl. No.: **29/121,251**

(22) Filed: **Apr. 4, 2000**

(51) **LOC (7) Cl.** **23-04**

(52) **U.S. Cl.** **D23/366**

(58) **Field of Search** D23/366-369;
422/305; 239/60, 211, 34; 261/DIG. 65

(56) **References Cited**

U.S. PATENT DOCUMENTS

D. 407,153 * 3/1999 Davis et al. D23/367
5,334,361 * 8/1994 Rafaelides et al. 422/305

OTHER PUBLICATIONS

Wildlife Research Center, Inc., 1993 Catalog, "Pro-Wick"
High Intensity Scent Dispensers.

* cited by examiner

Primary Examiner—Lisa Lichtenstein

(74) *Attorney, Agent, or Firm*—Gerald E. Helget; Rider
Bennett Egan & Arundel, LLP

(57) **CLAIM**

The ornamental design for a scent wick dispenser, as shown
and described.

DESCRIPTION

FIG. 1 is a front perspective view of a scent wick dispenser
showing my new design;

FIG. 2 is a front elevational view;

FIG. 3 is a right side elevational view;

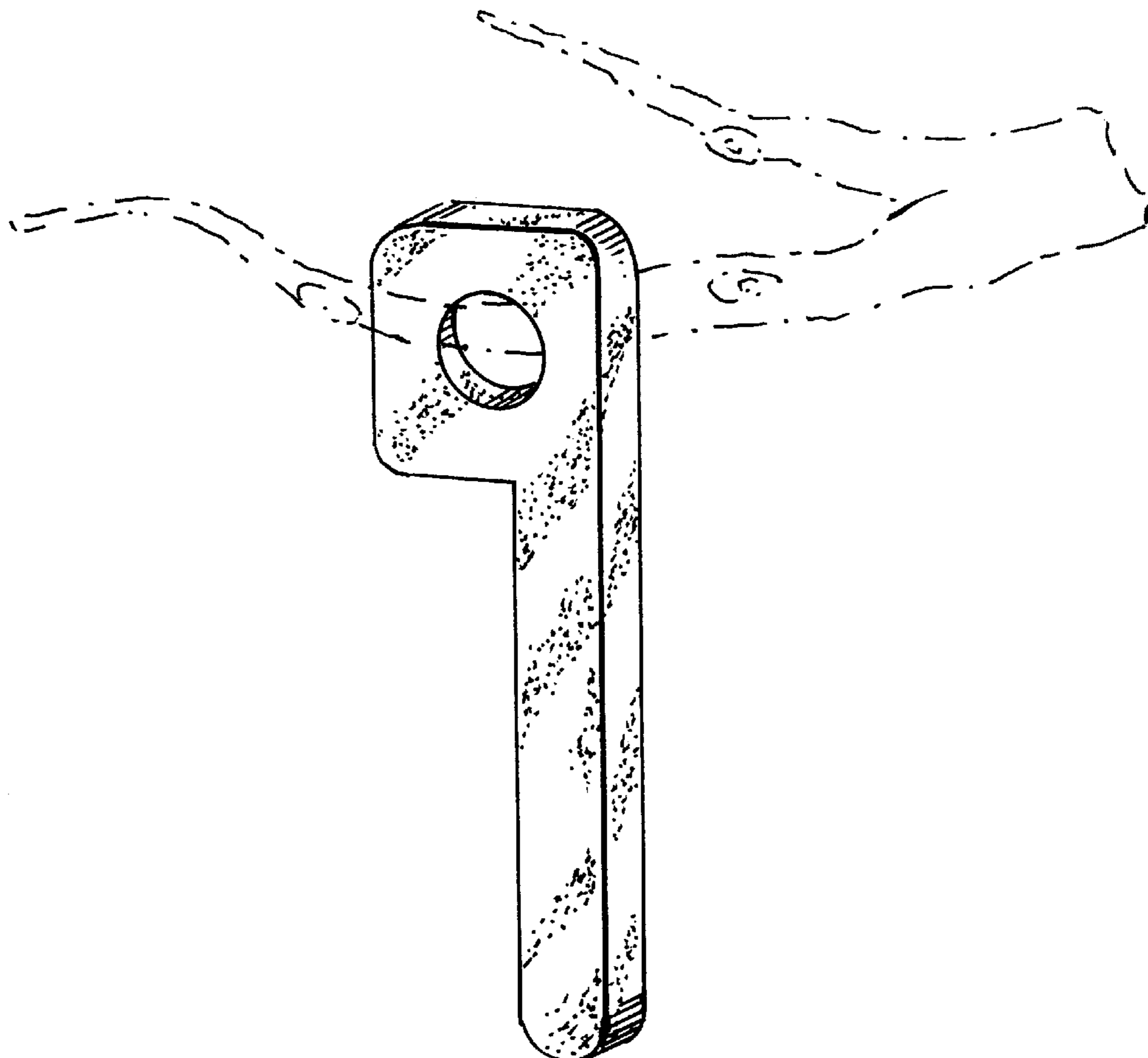
FIG. 4 is a left side elevational view;

FIG. 5 is a bottom plan view; and,

FIG. 6 is a top plan view.

The broken line showing of environmental structure is for
illustrative purposes only and forms no part of the claimed
design.

1 Claim, 1 Drawing Sheet






Fig. 1.

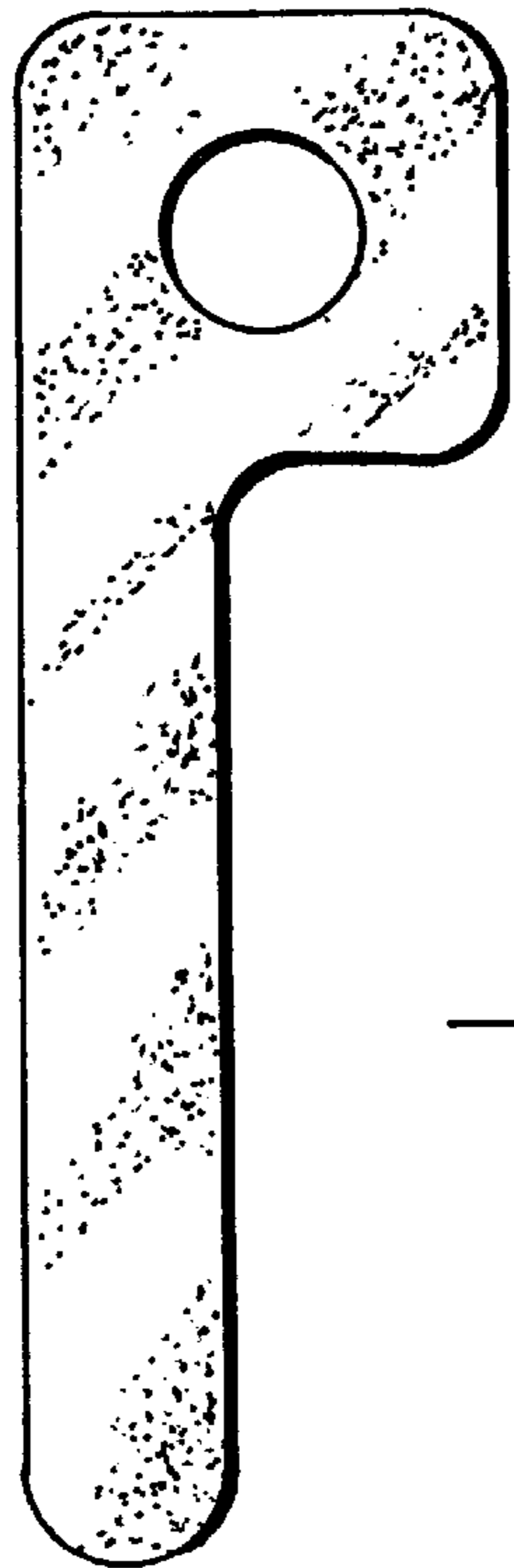


Fig. 2.

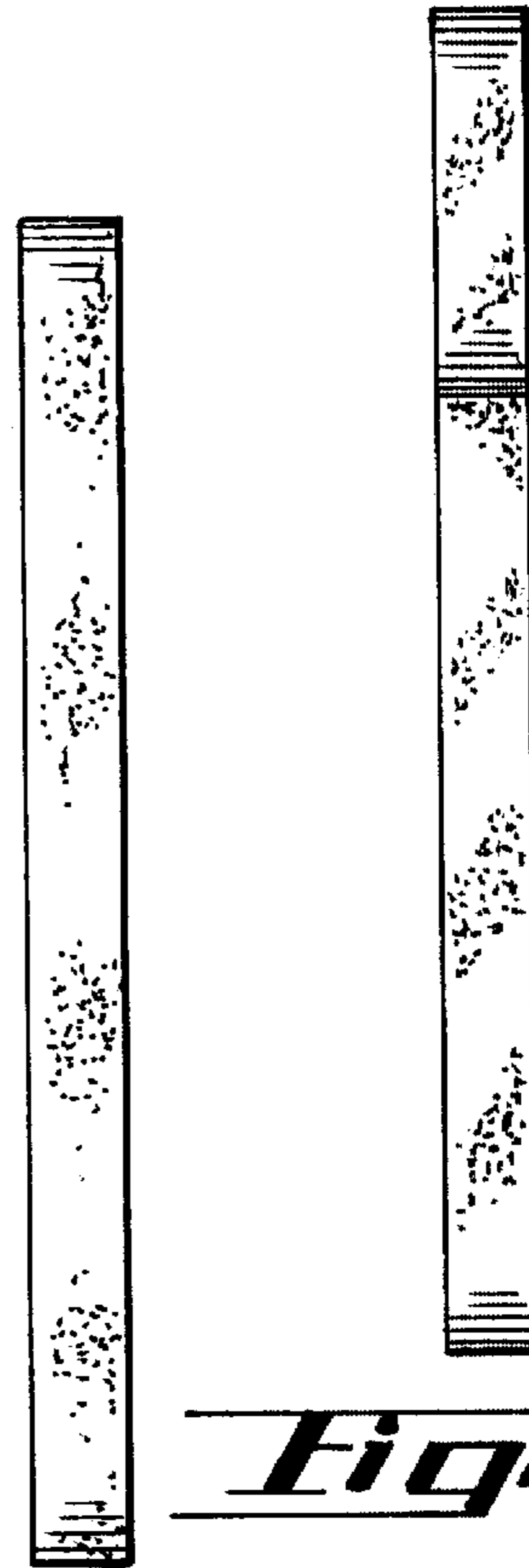


Fig. 4.



Fig. 5.



Fig. 6.