



US00D435872S

(12) **United States Design Patent**
Blasingame

(10) **Patent No.:** **US D435,872 S**

(45) **Date of Patent:** **** Jan. 2, 2001**

(54) **TARGET DART TOY**

(76) **Inventor:** **Jessie R. Blasingame**, P.O. Box 7996,
Porterville, CA (US) 93258

(**) **Term:** **14 Years**

(21) **Appl. No.:** **29/107,110**

(22) **Filed:** **Jun. 30, 1999**

(51) **LOC (7) Cl.** **21-01**

(52) **U.S. Cl.** **D21/387**

(58) **Field of Search** D21/307, 308,
D21/385, 386, 387; 473/575, 578, 585;
273/348, 398

(56) **References Cited**

U.S. PATENT DOCUMENTS

D. 112,470	*	12/1938	Steinhardt	473/578
1,346,639	*	7/1920	Davis	473/578
1,527,480	*	2/1925	Hooper	473/578
2,838,311	*	6/1958	Griffith	473/578
3,424,460	*	1/1969	Simpson	473/578

3,437,340 * 4/1969 Grise D21/387

4,088,319 * 5/1978 Clarke 473/575

4,826,179 5/1989 Callaghan 273/428

5,893,811 * 4/1999 Stover et al. 473/575

* cited by examiner

Primary Examiner—Sandra L. Morris

(74) *Attorney, Agent, or Firm*—Evan M. Kent; Stewart L. Gitler

(57) **CLAIM**

The ornamental design for a target dart toy, as shown, and described.

DESCRIPTION

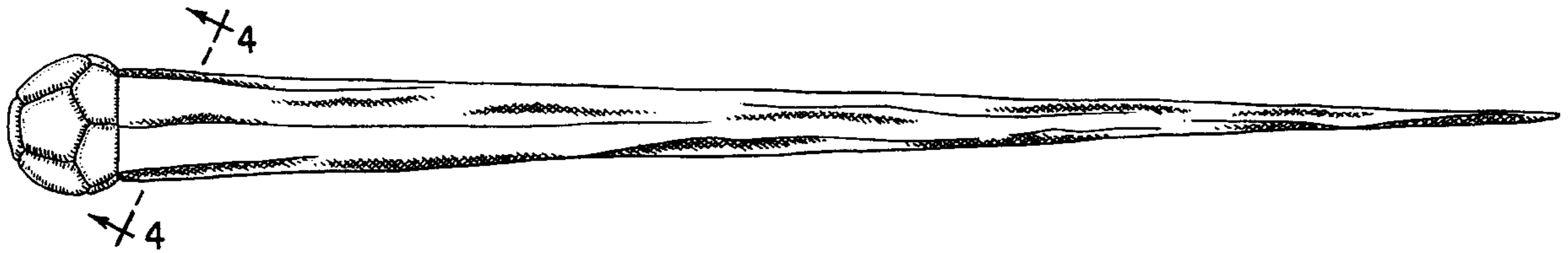
FIG. 1 is a first side elevational view of a target dart toy in accordance with the invention:

FIG. 2 is another side elevation view of a target dart toy;

FIG. 3 is an enlarged front view thereof; and,

FIG. 4 is an enlarged rear view thereof, shown broken away for ease of illustration, taken along line 4—4 of FIG. 1.

1 Claim, 1 Drawing Sheet



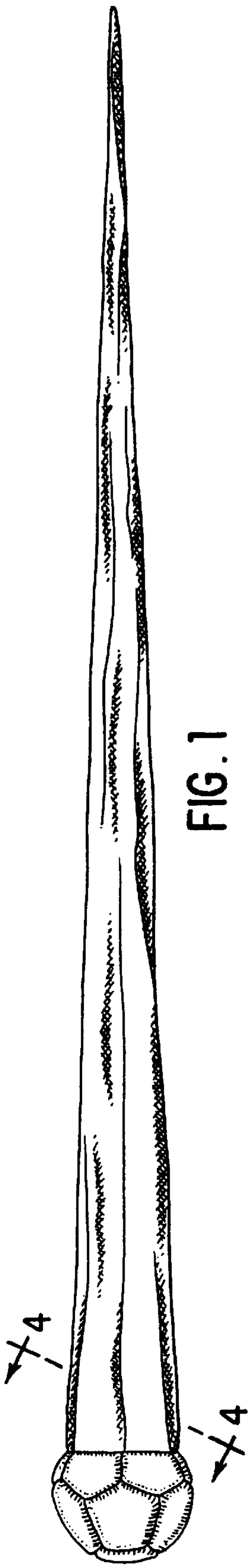


FIG. 1

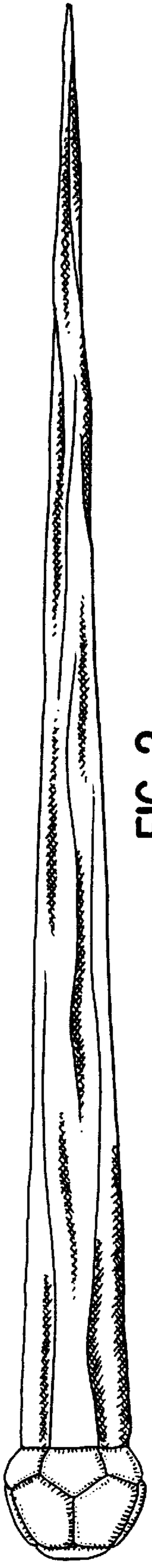


FIG. 2




FIG. 3

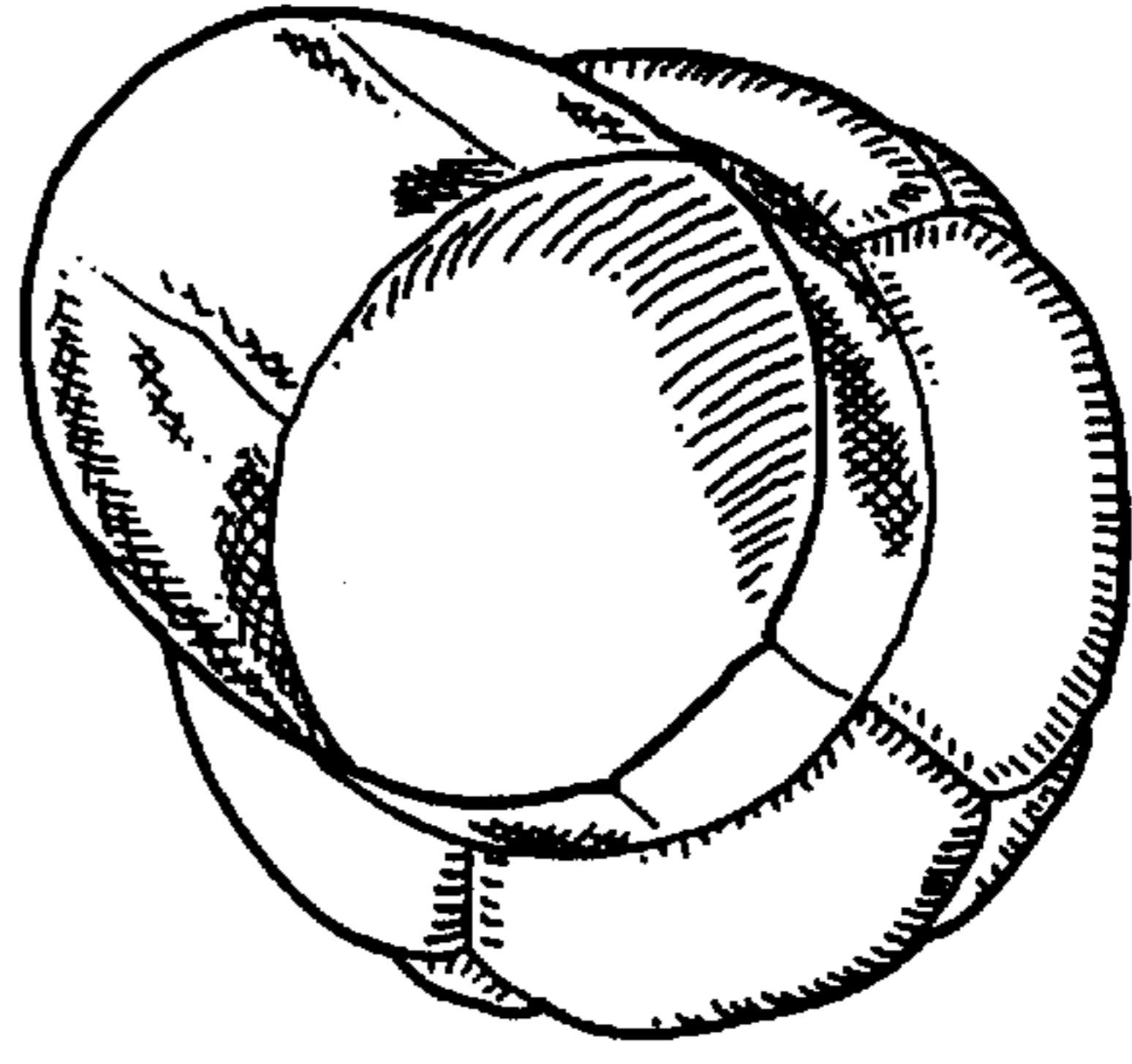


FIG. 4