



US00D435863S

(12) **United States Design Patent**
Eskandry

(10) **Patent No.:** **US D435,863 S**

(45) **Date of Patent:** **** Jan. 2, 2001**

(54) **BINDER**

(76) **Inventor:** **Ezra D. Eskandry**, 1925 Brickell Ave.,
D901, Miami, FL (US) 33129

(**) **Term:** **14 Years**

(21) **Appl. No.:** **29/114,736**

(22) **Filed:** **Nov. 30, 1999**

(51) **LOC (7) Cl.** **19-04**

(52) **U.S. Cl.** **D19/27; D19/86; D3/301;**
D3/900

(58) **Field of Search** **D6/407, 629-634;**
D3/301, 303, 232, 900; D19/26, 27, 32,
33; 70/68; 190/127, 901; 206/424, 472,
473, 810, 317; 281/15.1, 19.1, 21.1, 27,
27.1-27.3, 29, 31, 35, 51; 402/79, 80 R;
229/67.1

(56) **References Cited**

U.S. PATENT DOCUMENTS

- D. 352,604 * 11/1994 Johnson D3/303
- D. 382,166 * 8/1997 Alves et al. D6/634
- D. 382,900 * 8/1997 Wyant D19/27
- D. 383,492 * 9/1997 Siemon et al. D19/26
- D. 383,896 * 9/1997 Whang D3/303 X
- D. 393,947 * 5/1998 Alves et al. D3/303

- 2,173,120 * 9/1939 Lifton 229/67.1
- 2,226,387 * 12/1940 Reuben 281/19.1
- 5,924,565 * 7/1999 Colee 206/317
- 6,017,062 * 1/2000 White 281/29

* cited by examiner

Primary Examiner—Martie K. Holtje

(74) *Attorney, Agent, or Firm*—Robert C. Kain, Jr.


(57) **CLAIM**

I claim the ornamental design for the binder, as shown.

DESCRIPTION

FIG. 1 is a front view of the binder.
 FIG. 2 is a rear view of the binder shown in FIG. 1.
 FIG. 3 is a top view of the binder shown in FIG. 1.
 FIG. 4 is a bottom view of the binder shown in FIG. 1.
 FIG. 5 is a left side view of the binder shown in FIG. 1.
 FIG. 6 is a right side view of the binder shown in FIG. 1.
 FIG. 7 is a front view of an alternative embodiment of a binder.
 FIG. 8 is a rear view of the binder shown in FIG. 7.
 FIG. 9 is a top view of the binder shown in FIG. 7.
 FIG. 10 is a bottom view of the binder device shown in FIG. 7.
 FIG. 11 is a left view of the binder shown in FIG. 7; and,
 FIG. 12 is a right view of the binder shown in FIG. 7.

1 Claim, 8 Drawing Sheets






FIG. 1

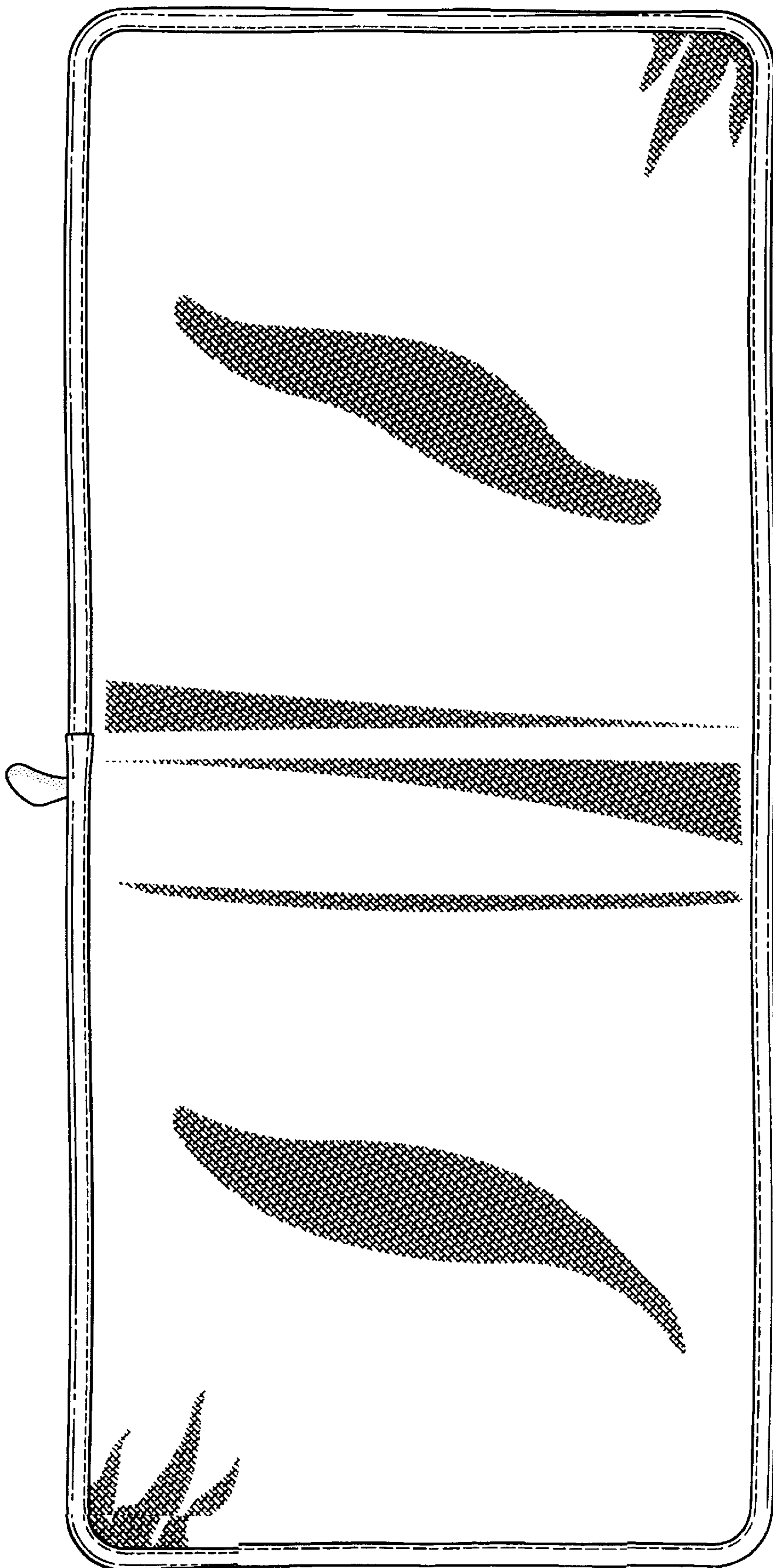


FIG. 2

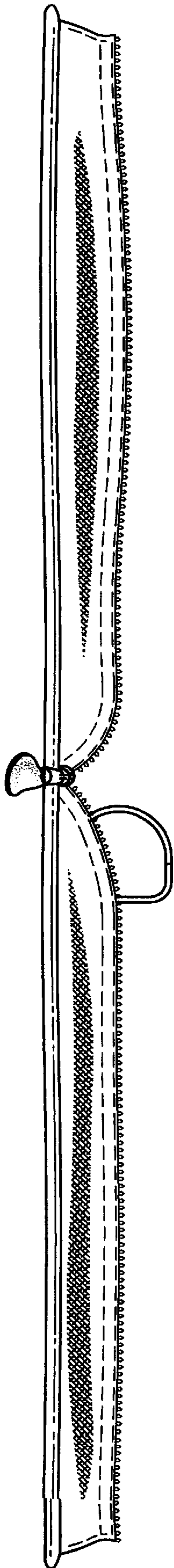


FIG. 3

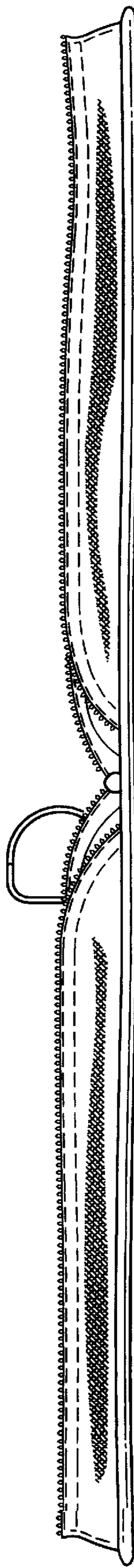


FIG. 4

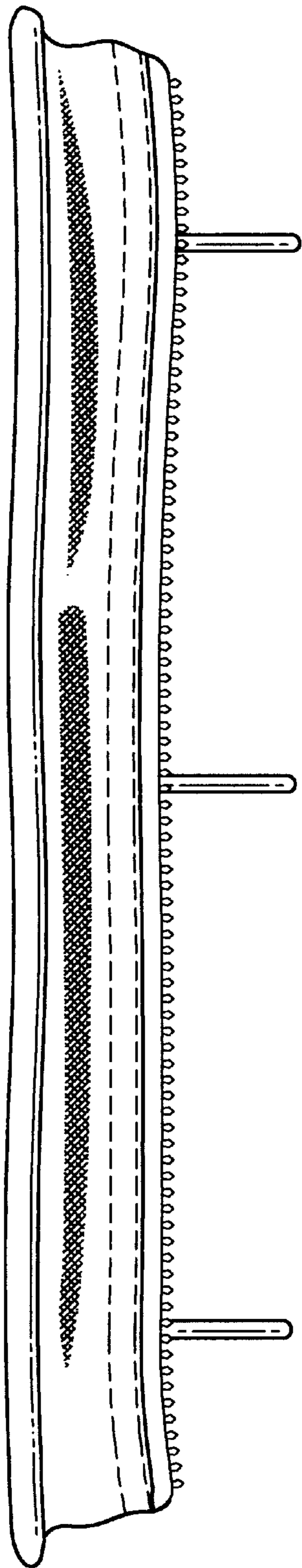


FIG. 5

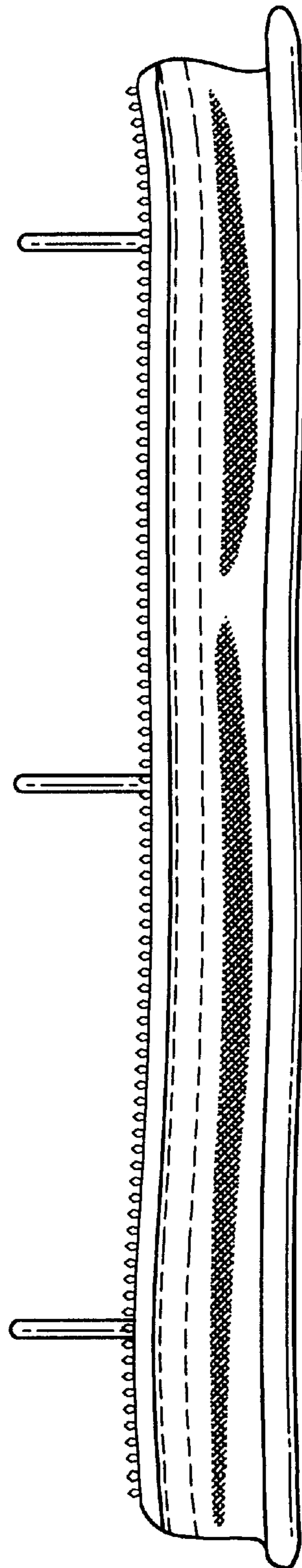


FIG. 6

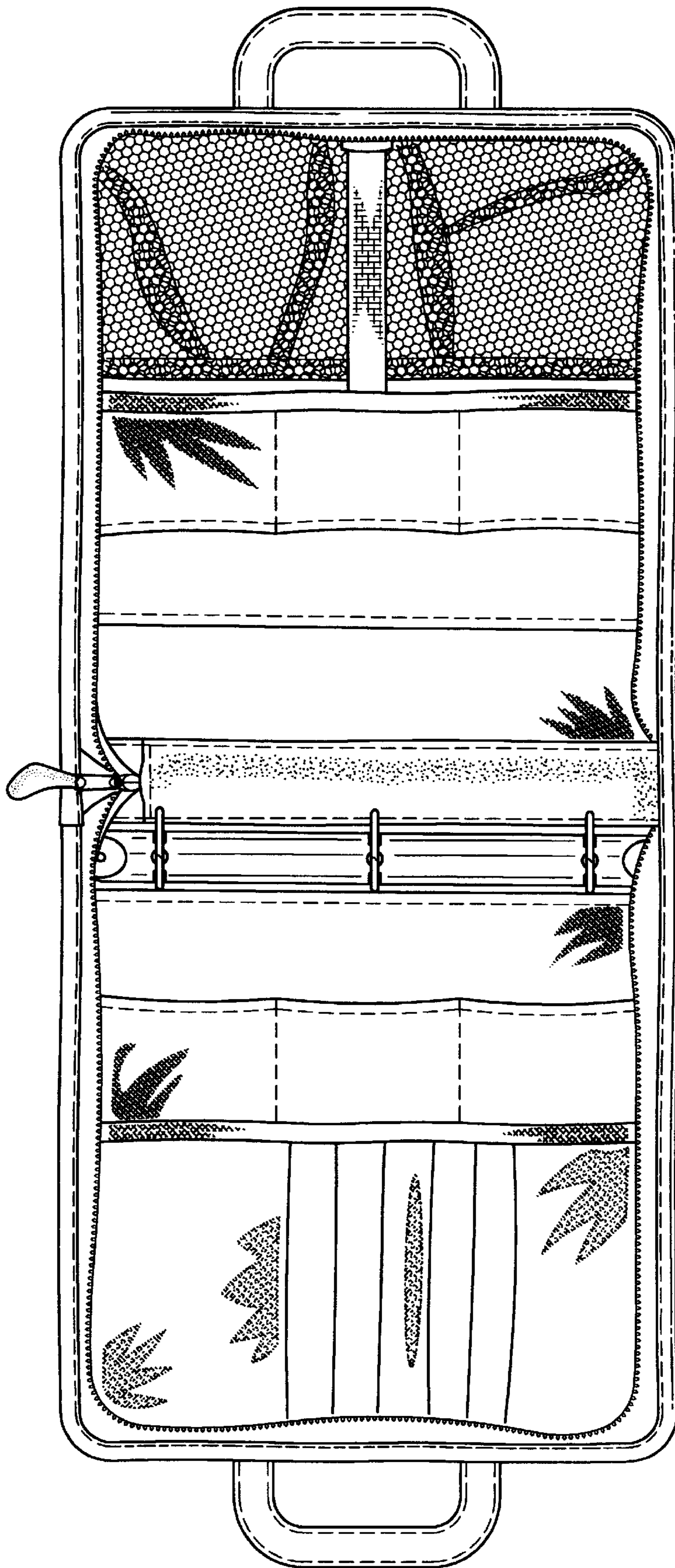


FIG. 7




FIG. 8

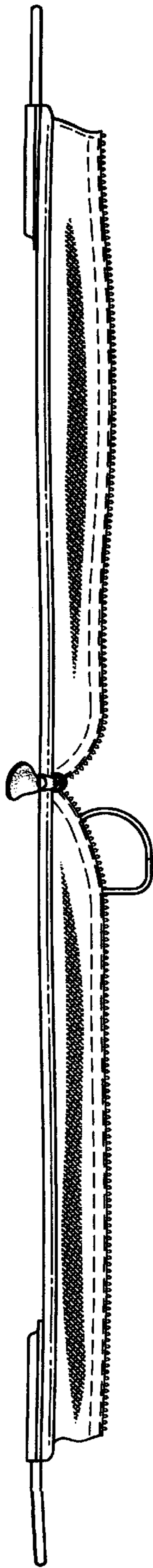


FIG. 9

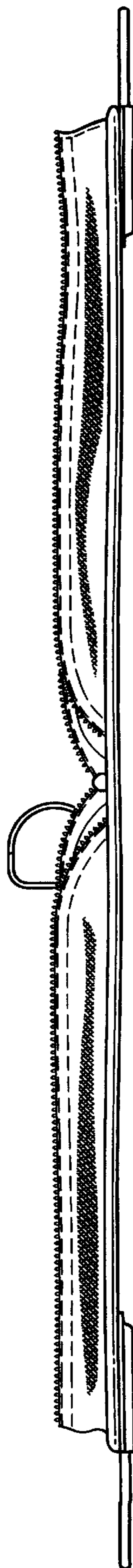


FIG. 10

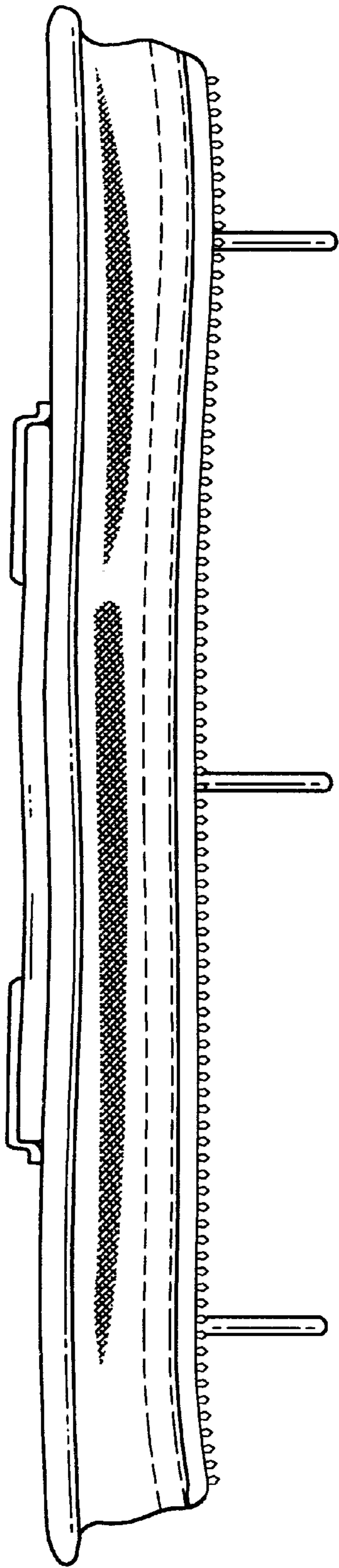


FIG. 11

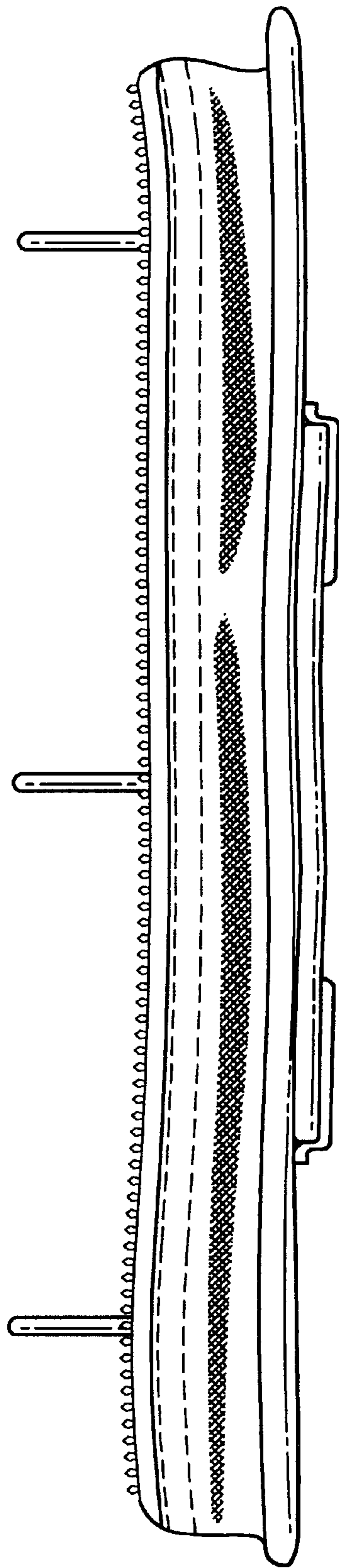


FIG. 12