



US00D435827S

(12) **United States Design Patent**
Rausch et al.

(10) **Patent No.:** **US D435,827 S**

(45) **Date of Patent:** **** Jan. 2, 2001**

(54) **BATTERY PACK FOR A PORTABLE COMMUNICATION DEVICE**

(75) Inventors: **Kevin A. Rausch**, Coral Springs; **Larry K. Hooks, Jr.**, Lighthouse Point; **Jorge L. Garcia**, Plantation; **Christopher D. Crawford**, Tamarac; **Danielle P. Dzung**, Coral Springs, all of FL (US)

(73) Assignee: **Motorola, Inc.**, Schaumburg, IL (US)

(**) Term: **14 Years**

(21) Appl. No.: **29/123,525**

(22) Filed: **May 19, 2000**

(51) **LOC (7) Cl.** **13-02**

(52) **U.S. Cl.** **D13/103**

(58) **Field of Search** D13/103, 119;
429/96-100, 159, 163, 176

(56) **References Cited**

U.S. PATENT DOCUMENTS

- D. 360,184 * 7/1995 Richards et al. D13/103
- D. 366,238 * 1/1996 Zydek et al. D13/110
- D. 386,147 * 11/1997 Siddoway et al. D13/103

- D. 401,215 * 11/1998 Moskowitz et al. D13/103
- D. 407,367 * 3/1999 Page et al. D13/103
- 5,607,791 * 3/1997 Garcia et al. 429/96
- 5,665,485 * 9/1997 Kuwayama et al. 429/100
- 6,064,577 * 5/2000 Moskowitz et al. 429/100 X

* cited by examiner

Primary Examiner—Joel Sincavage

(74) *Attorney, Agent, or Firm*—James A. Lamb

(57) **CLAIM**

The ornamental design for a battery pack for a portable communication device, as shown and described.

DESCRIPTION

FIG. 1 is a rear, left, bottom isometric view of one embodiment of a battery pack for a portable communication device showing our new design;

FIG. 2 is a front elevational view thereof;

FIG. 3 is a right side elevational thereof;

FIG. 4 is a left side elevational view thereof;

FIG. 5 is a top plan view thereof;

FIG. 6 is a bottom plan view thereof; and,

FIG. 7 is a rear elevational view thereof.

1 Claim, 5 Drawing Sheets





FIG. 1

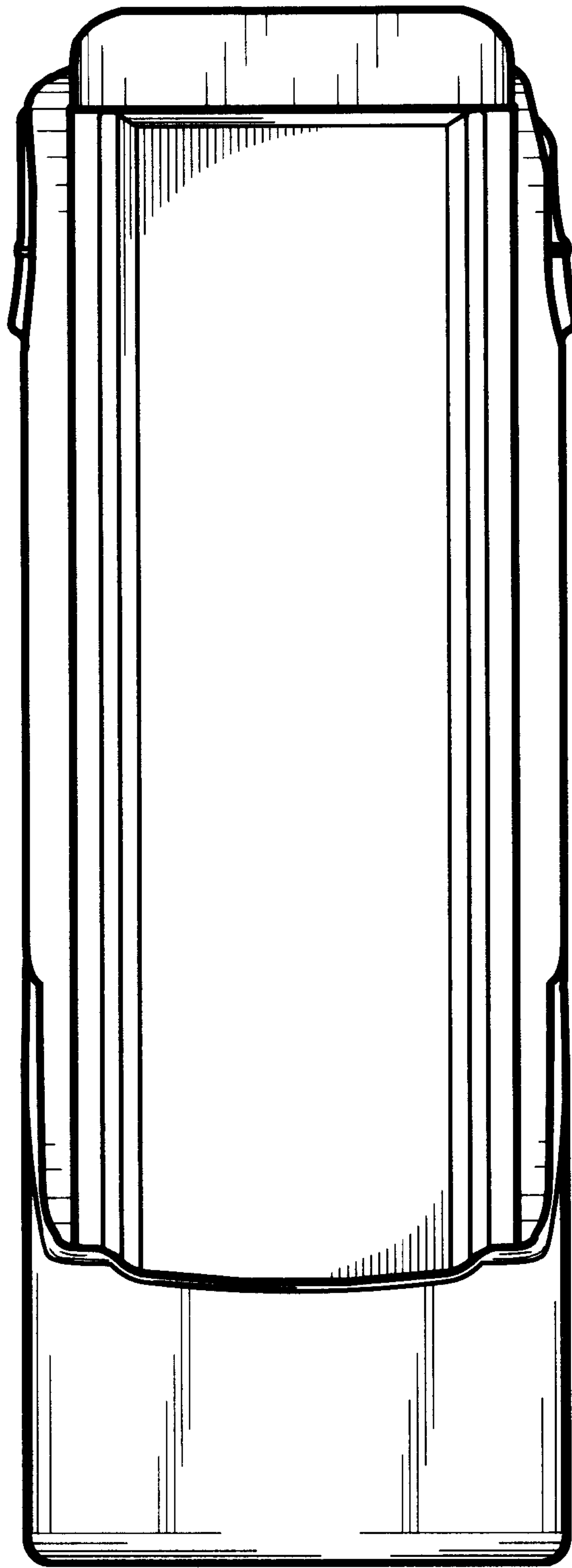


FIG. 2

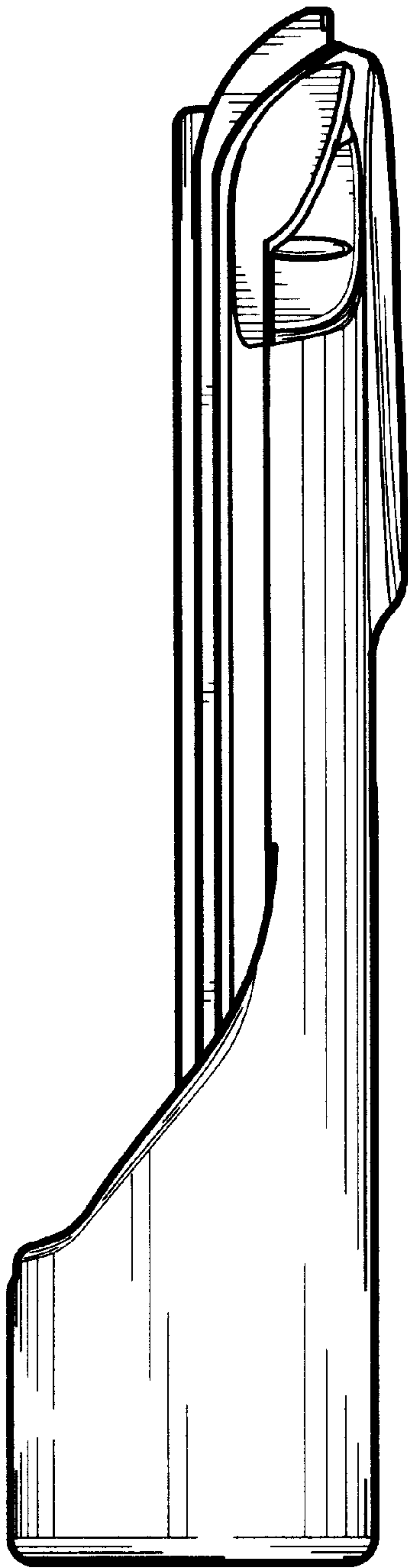


FIG. 3

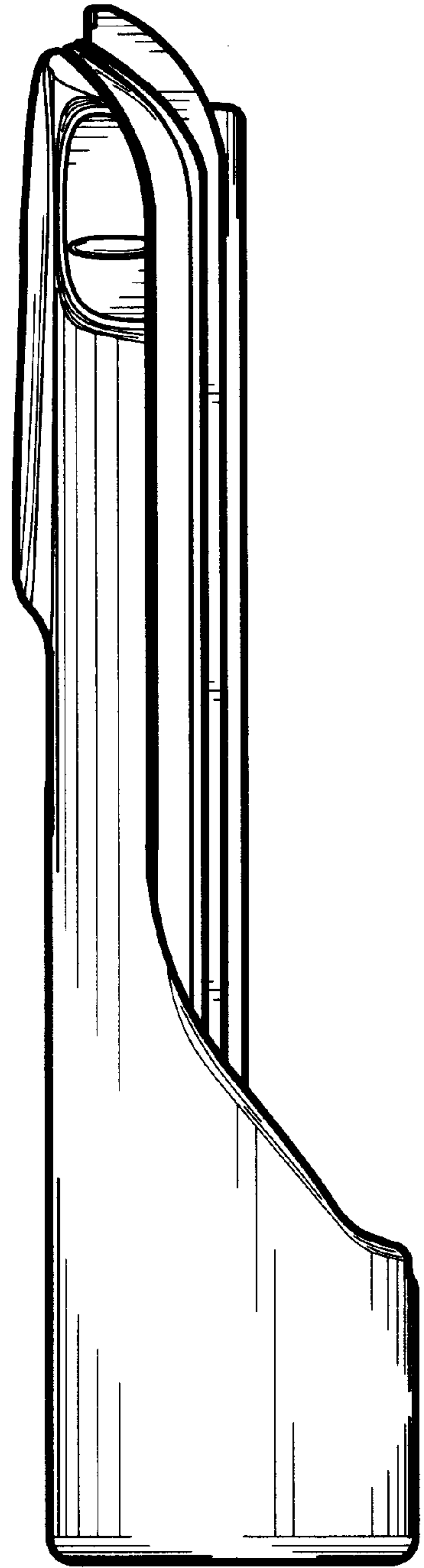


FIG. 4

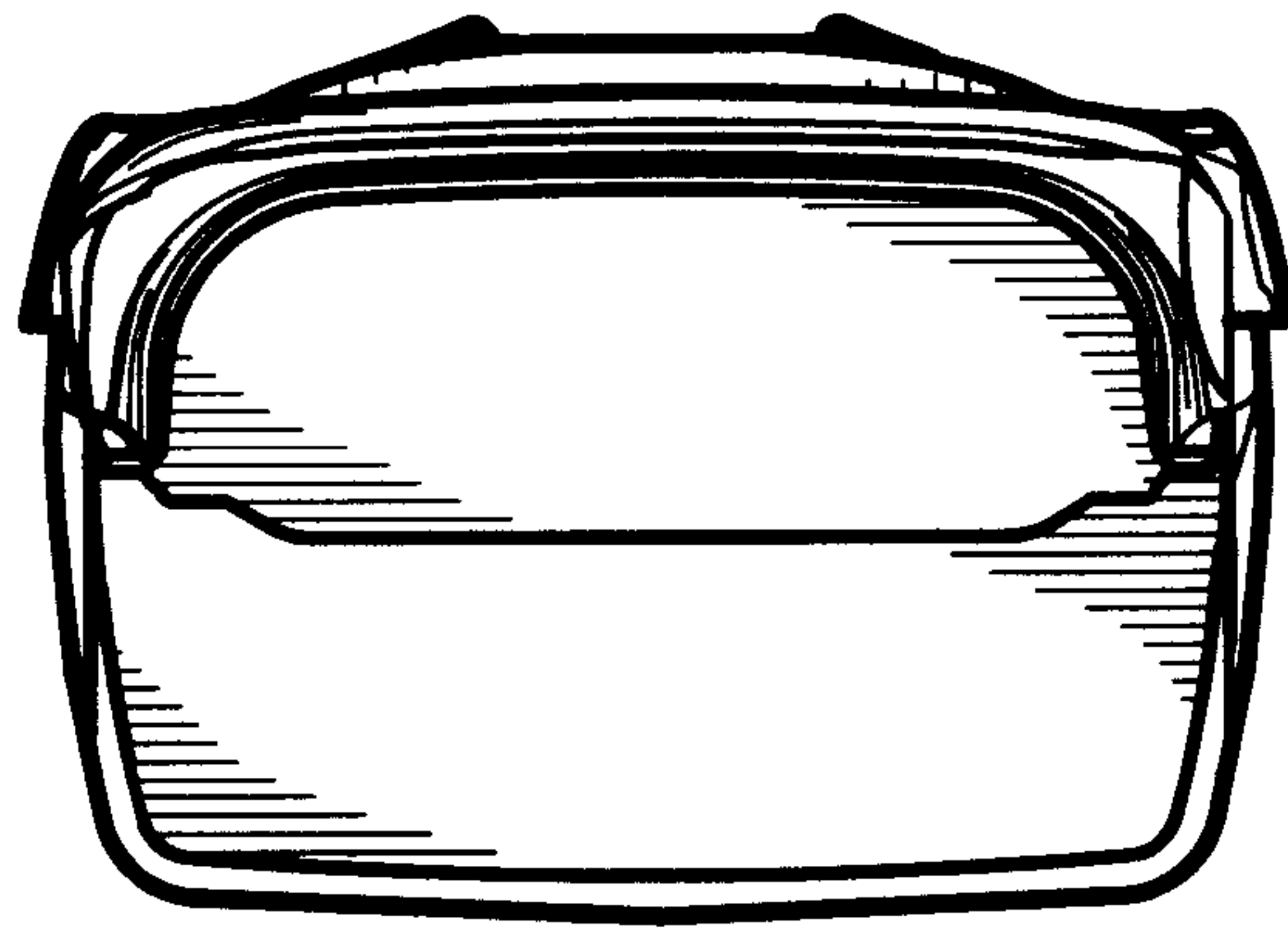


FIG. 5




FIG. 6

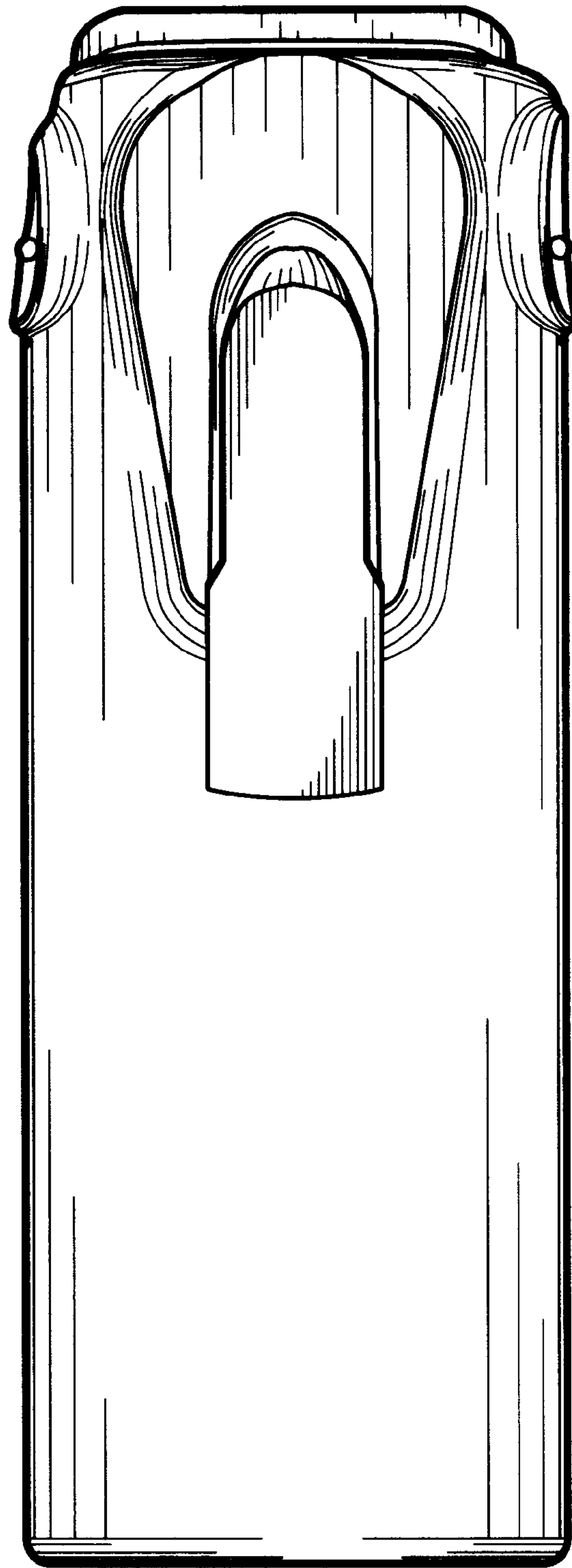


FIG. 7