



US00D435822S

(12) **United States Design Patent**  
**Neeper**

(10) **Patent No.:** **US D435,822 S**

(45) **Date of Patent:** **\*\* Jan. 2, 2001**

(54) **VEHICLE-WHEEL FRONT FACE**

(75) Inventor: **Mark D. Neeper**, Denver, CO (US)

(73) Assignee: **Mobile Hi-Tech Wheels**, Torrance, CA (US)

(\*\*) Term: **14 Years**

(21) Appl. No.: **29/126,693**

(22) Filed: **Jul. 21, 2000**

(51) **LOC (7) Cl.** ..... **12-16**

(52) **U.S. Cl.** ..... **D12/209**

(58) **Field of Search** ..... D12/204-211;  
301/37.1, 64.1, 65

D. 407,055	*	3/1999	Kelley	.....	D12/209
D. 411,978	*	7/1999	Elbertse	.....	D12/211
D. 415,991	*	11/1999	Wang	.....	D12/211
D. 416,531	*	11/1999	Gabath	.....	D12/209
D. 416,533	*	11/1999	Sulahian	.....	D12/211
D. 419,514	*	1/2000	Fitzgerald	.....	D12/209
D. 423,444	*	4/2000	Hussaini et al.	.....	D12/209

\* cited by examiner

*Primary Examiner*—Stacia Cadmus

(74) *Attorney, Agent, or Firm*—Christie, Parker & Hale, LLP

(57) **CLAIM**

The ornamental design for a vehicle-wheel front face, as shown and described.

**DESCRIPTION**

FIG. 1 is a perspective view of a vehicle-wheel front face according to my new design;

FIG. 2 is a front elevational view thereof; and,

FIG. 3 is a side elevational view thereof.

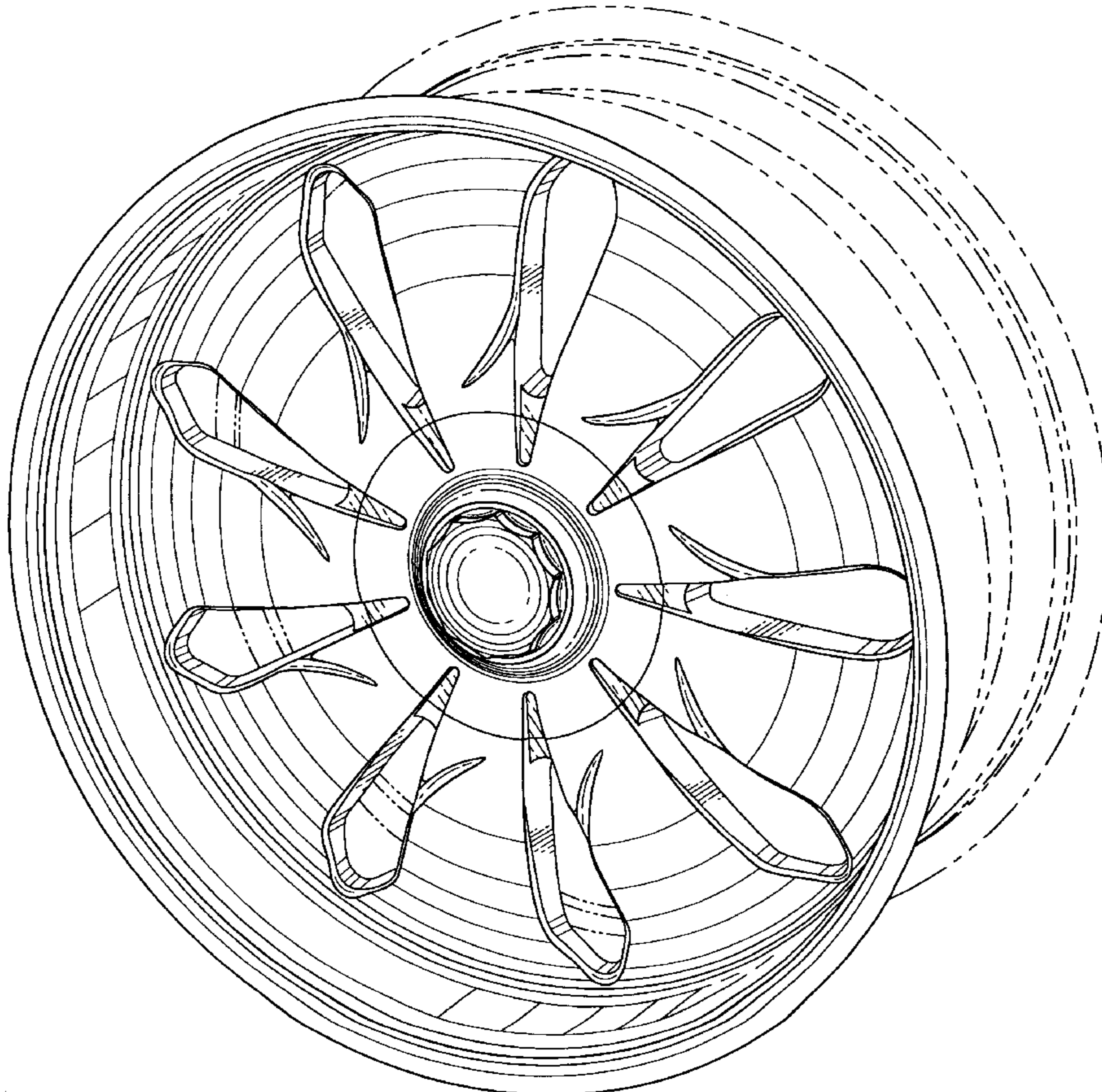
Portions of the wheel depicted in broken line are for illustrative purposes only, and form no part of the claimed design.

(56) **References Cited**

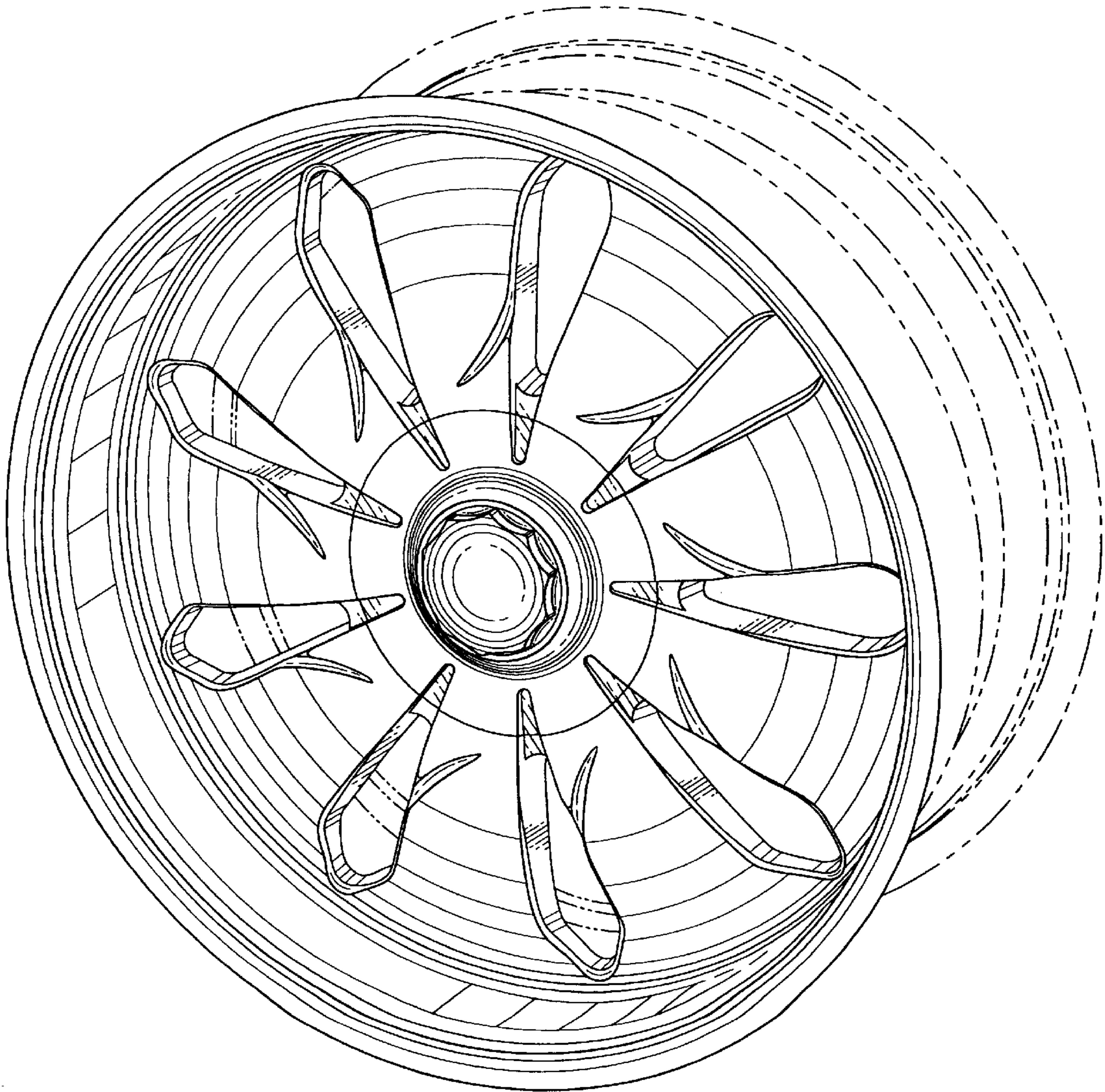
**U.S. PATENT DOCUMENTS**

D. 219,015	*	10/1970	Reid	.....	D12/209
D. 256,457	*	8/1980	Blanchard	.....	D12/211
D. 277,274	*	1/1985	Frazee et al.	.....	D12/211
D. 360,179	*	7/1995	Fuller	.....	D12/211
D. 363,457	*	10/1995	Coddington	.....	D12/209
D. 384,629	*	10/1997	Nagashima	.....	D12/209
D. 405,410	*	2/1999	Goplen	.....	D12/211


**1 Claim, 3 Drawing Sheets**



*FIG. 1*



*FIG. 2*



*FIG. 3*

