



US00D435813S

(12) **United States Design Patent**  
**Johnson**

(10) **Patent No.:** **US D435,813 S**

(45) **Date of Patent:** **\*\* \*Jan. 2, 2001**

(54) **BUMPER SIDE PANEL**

(76) Inventor: **Roy L. Johnson**, 2844 Tilgman Rd.,  
Wilson, NC (US) 27896

(\*) Notice: This patent is subject to a terminal disclaimer.

(\*\*) Term: **14 Years**

(21) Appl. No.: **29/064,848**

(22) Filed: **Jan. 13, 1997**

(51) **LOC (7) Cl.** ..... **12-16**

(52) **U.S. Cl.** ..... **D12/167**

(58) **Field of Search** ..... D12/167, 169,  
D12/172; 293/102, 126, 128, 151, 154

(56) **References Cited**

**U.S. PATENT DOCUMENTS**

D. 157,321	*	2/1950	Barden	.....	D12/169
D. 281,152	*	10/1985	Luthe et al.	.....	D12/167
D. 300,128	*	3/1989	Brennan	.....	D12/169
D. 316,070	*	4/1991	Riss	.....	D12/169
D. 316,698	*	5/1991	Hensley et al.	.....	D12/172
D. 375,067	*	10/1996	Bronstein	.....	D12/169
D. 381,946	*	8/1997	Delashaw et al.	.....	D12/167
4,068,876	*	1/1978	Muellner	.....	293/102

4,299,418	*	11/1981	Dossin	.....	293/126
4,884,824	*	12/1989	Radke	.....	293/128
5,603,541	*	2/1997	Wada et al.	.....	293/102

\* cited by examiner

*Primary Examiner*—Robert M. Spear  
(74) *Attorney, Agent, or Firm*—Mills Law Firm PLLC

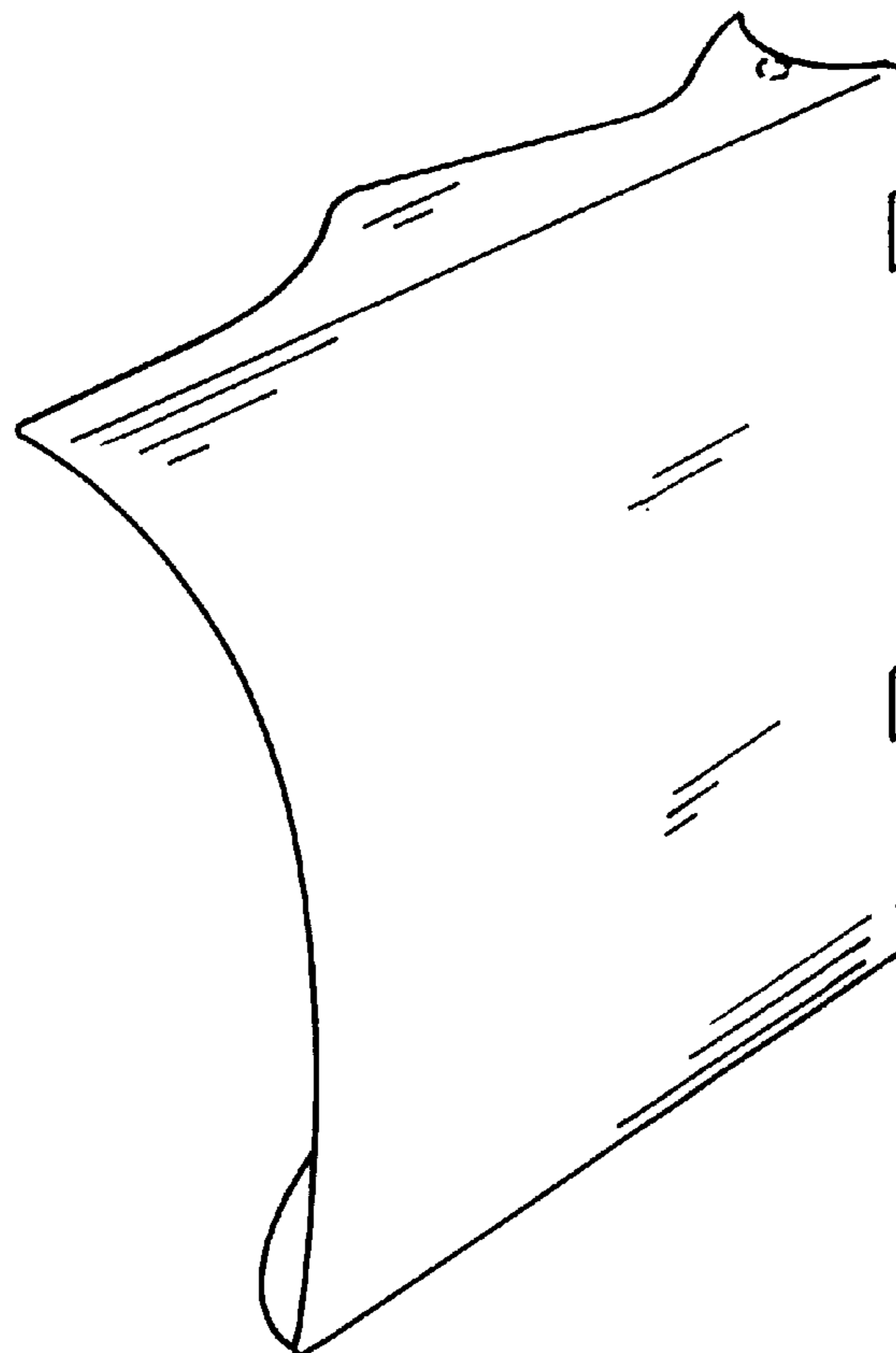
(57) **CLAIM**

The ornamental design for a bumper side panel, as shown and described.

**DESCRIPTION**

FIG. 1 is; a front top perspective view of the bumper side panel of the present invention;  
 FIG. 2 is; a reduced front top perspective view thereof;  
 FIG. 3 is; is a top plan view thereof;  
 FIG. 4 is; a front elevational view thereof;  
 FIG. 5 is; a bottom plan view thereof;  
 FIG. 6 is; a left end elevational view thereof;  
 FIG. 7 is; a right end elevational view thereof; and,  
 FIG. 8 is; a rear elevational view thereof.  
 The fragmentary, broken line representation of the right end of a truck bumper in FIG. 2 is for purposes of illustration only and forms no part of the claimed design.  
 FIGS. 3–8 are shown enlarged for ease of disclosure.

**1 Claim, 3 Drawing Sheets**






FIG. 1

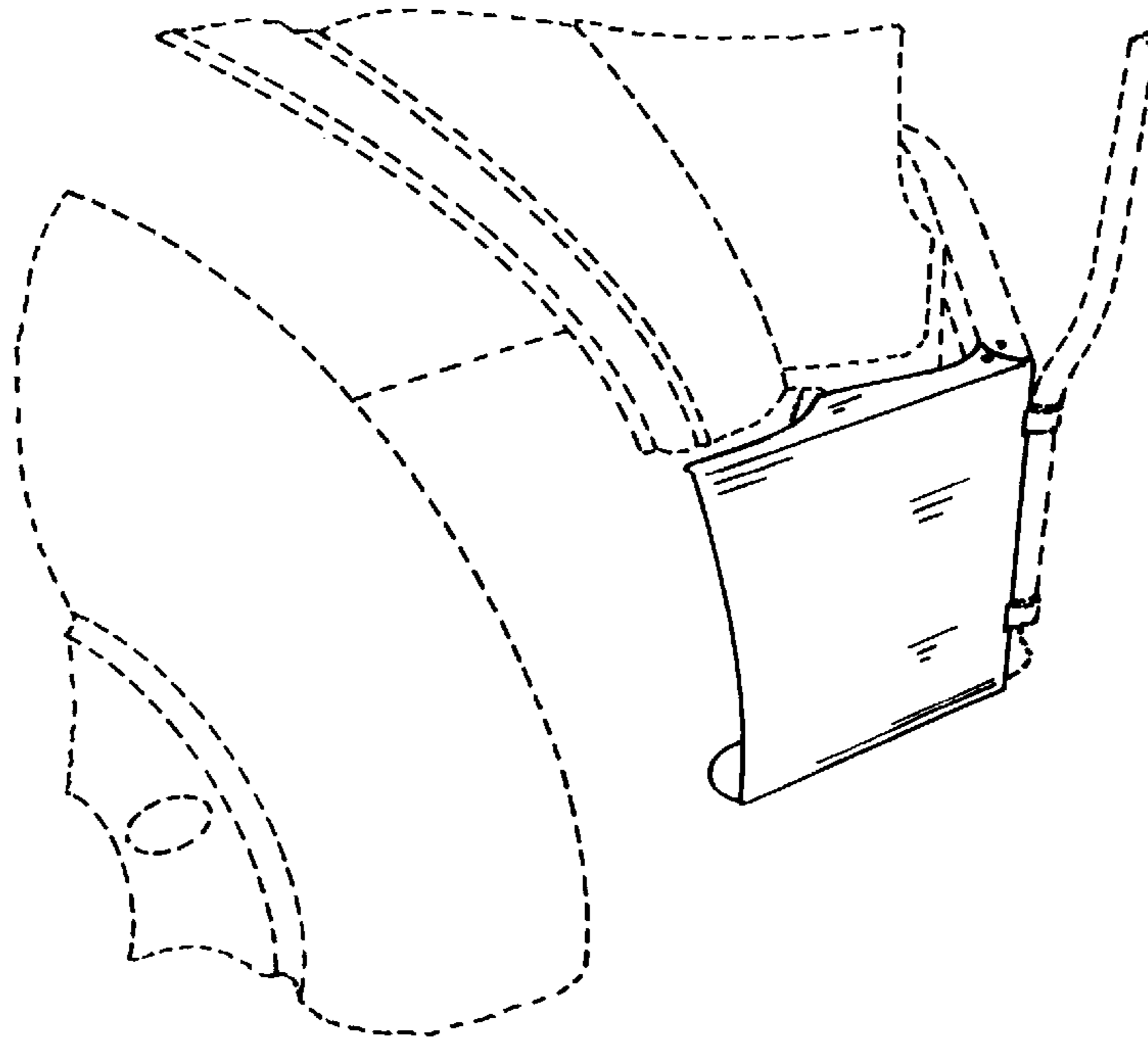


FIG. 2

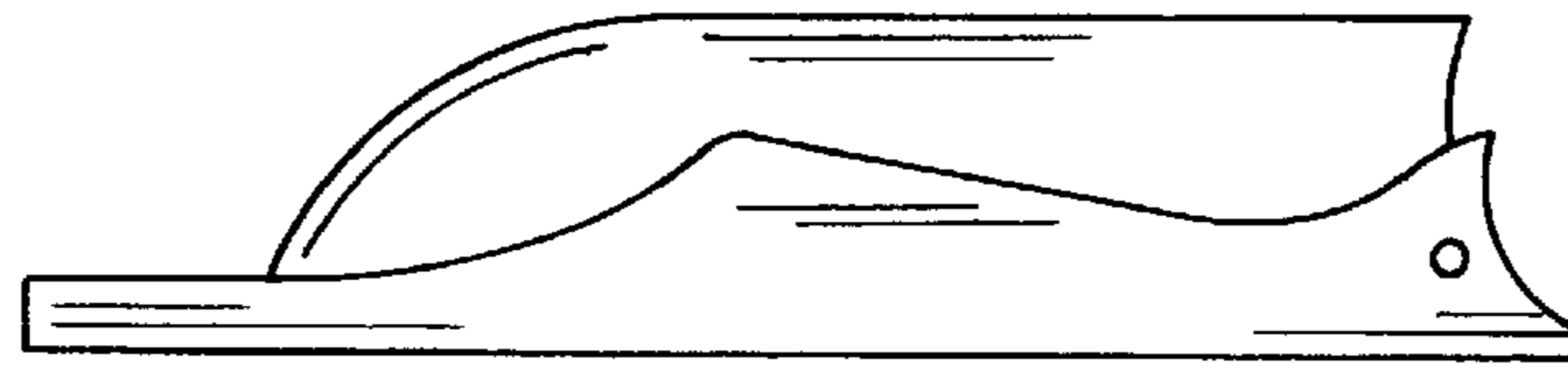


FIG. 3

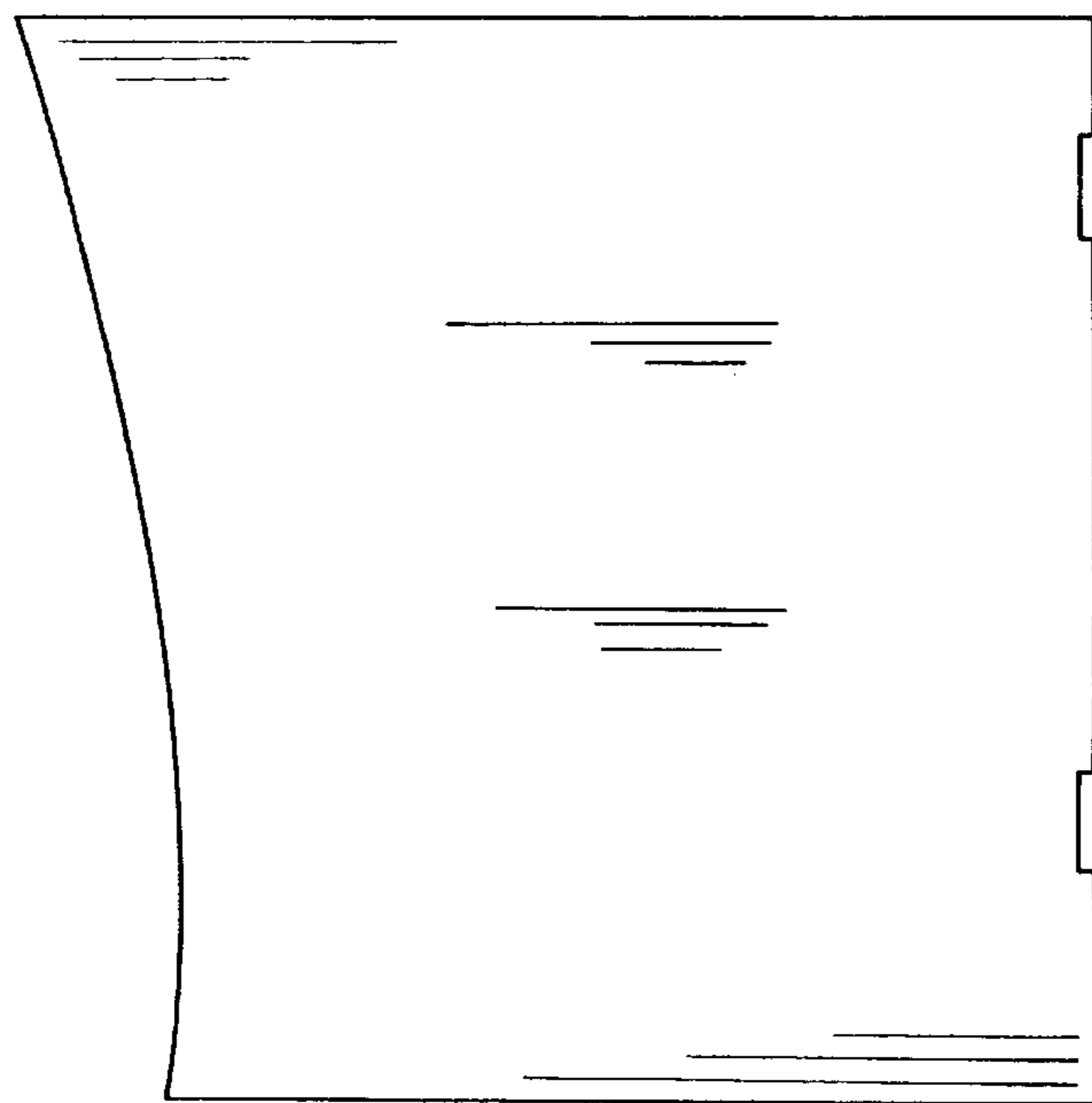


FIG. 4

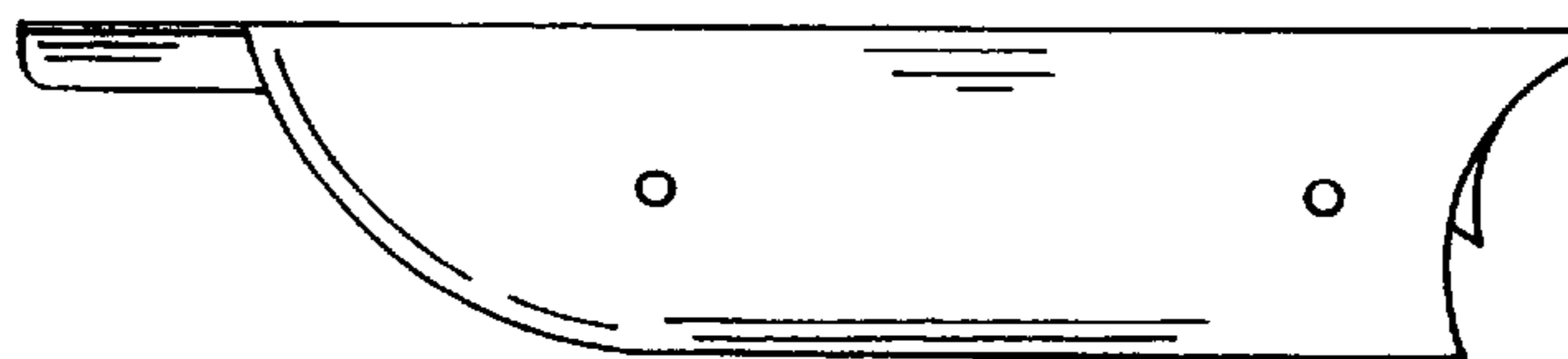


FIG. 5




FIG. 6




FIG. 7




FIG. 8