



US00D435802S

(12) **United States Design Patent**
Versace

(10) **Patent No.:** **US D435,802 S**

(45) **Date of Patent:** **** Jan. 2, 2001**

(54) **RING**

(75) **Inventor:** **Donatella Versace, Milan (IT)**

(73) **Assignee:** **Gianni Versace SpA, Milan (IT)**

(**) **Term:** **14 Years**

(21) **Appl. No.:** **29/113,019**

(22) **Filed:** **Oct. 28, 1999**

(30) **Foreign Application Priority Data**

Apr. 28, 1999 (IT) MI9900246

(51) **LOC (7) Cl.** **11-01**

(52) **U.S. Cl.** **D11/26**

(58) **Field of Search** D11/26-39; 63/15,
63/15.1-15.4, 15.45, 15.65, 15.7-15.8,
26-28

(56) **References Cited**

U.S. PATENT DOCUMENTS

- D. 82,934 * 12/1930 Granat D11/34
- D. 84,285 * 6/1931 Gross D11/35
- D. 91,680 * 3/1934 Mertens D11/34

- D. 108,540 * 2/1938 Granat D11/34
- D. 131,414 * 2/1942 Rowan D11/35
- D. 253,881 * 1/1980 Corbin D11/35
- D. 349,072 * 7/1994 Ambar D11/34
- D. 402,912 * 12/1998 Itzkowitz D11/29

* cited by examiner

Primary Examiner—Cathy Anne MacCormac

(74) *Attorney, Agent, or Firm*—Marguerite Del Valle

(57) **CLAIM**

I claim the ornamental design for the ring, as shown and described.

DESCRIPTION

FIG. 1 is a front top perspective view of the new ornamental ring of the present invention.


FIG. 2 is a front view thereof.

FIG. 3 is a back view thereof.

FIG. 4 is a left side view of which the right side is a mirror image thereof; and,

FIG. 5 is a top plan view of which the bottom is a mirror image thereof.

1 Claim, 3 Drawing Sheets






Fig. 1

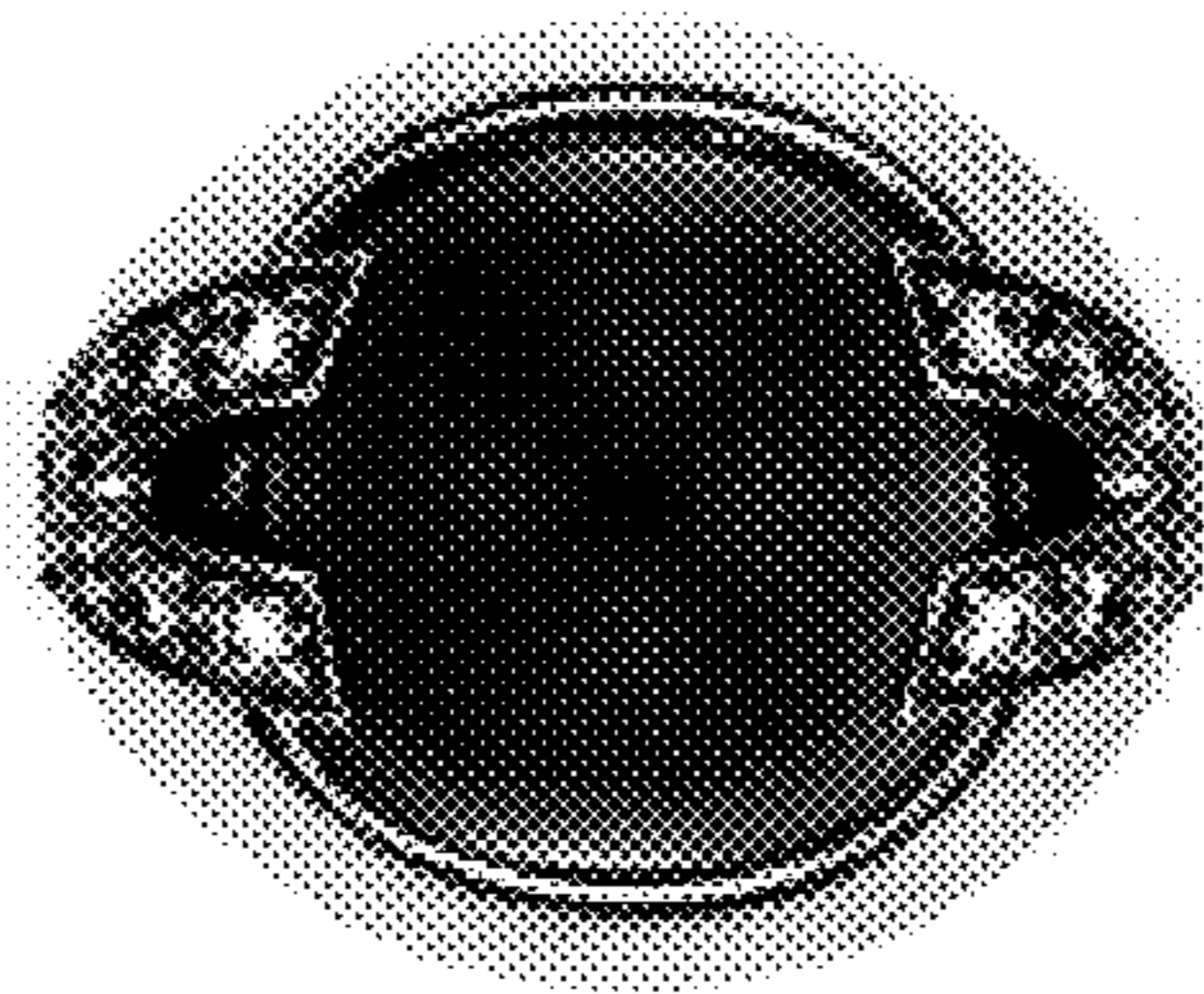


Fig. 2




Fig. 3




Fig. 4




Fig. 5