



US00D435786S

(12) **United States Design Patent**
Goodman et al.

(10) **Patent No.:** **US D435,786 S**

(45) **Date of Patent:** **** Jan. 2, 2001**

(54) **HOOK RACK**

(75) Inventors: **Sheldon H. Goodman**, 30905 Stratford,
Solon, OH (US) 44139; **Brian**
Stelmarski, Mayfield Heights, OH (US)

(73) Assignee: **Sheldon H. Goodman**, Solon, OH (US)

(**) Term: **14 Years**

(21) Appl. No.: **29/119,922**

(22) Filed: **Mar. 10, 2000**

(51) **LOC (7) Cl.** **08-05**

(52) **U.S. Cl.** **D8/372**

(58) **Field of Search** D8/372, 367, 370;
248/303, 302

(56) **References Cited**

U.S. PATENT DOCUMENTS

- D. 323,286 * 1/1992 Roetting D8/372
- D. 401,843 * 12/1998 Goodman et al. D8/372

* cited by examiner

Primary Examiner—Holly Baynham

(74) *Attorney, Agent, or Firm*—Pearne & Gordon LLP

(57) **CLAIM**


The ornamental design for a hook rack, as shown and described.

DESCRIPTION

FIG. 1 is a top, front and side perspective view of a hook rack showing our new design;
 FIG. 2 is a front elevational view thereof;
 FIG. 3 is a rear elevational view thereof;
 FIG. 4 is a left side elevational view thereof;
 FIG. 5 is a right side elevational view thereof;
 FIG. 6 is a top plan view thereof; and,
 FIG. 7 is a bottom plan view thereof.

The broken-line disclosure of elements in the views is for illustrative purposes only and forms no part of the claimed design.

1 Claim, 1 Drawing Sheet






Fig.1

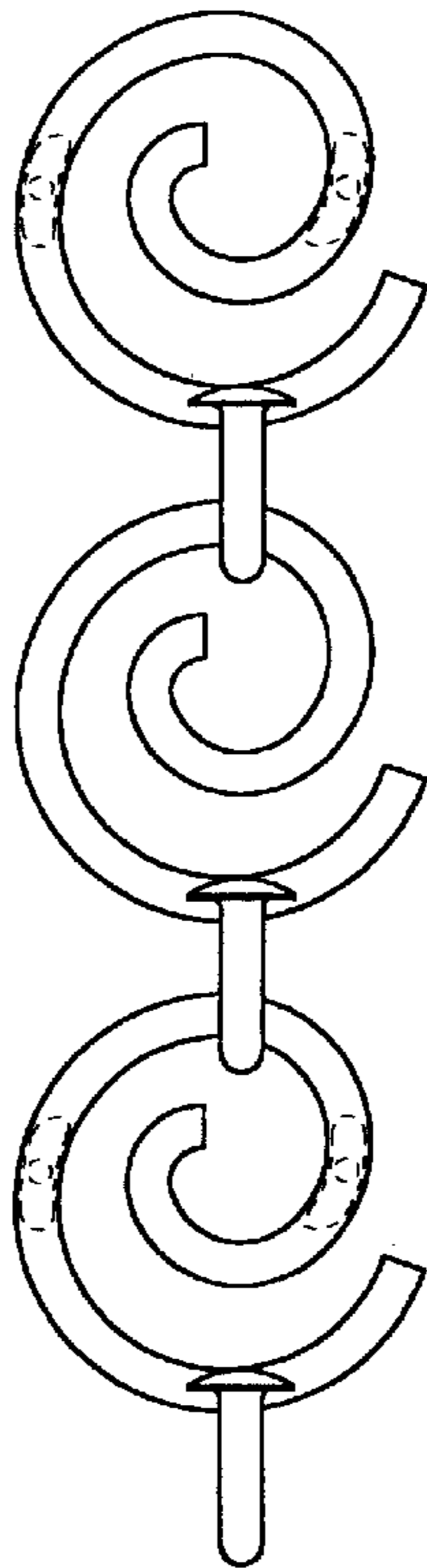


Fig.2




Fig.3

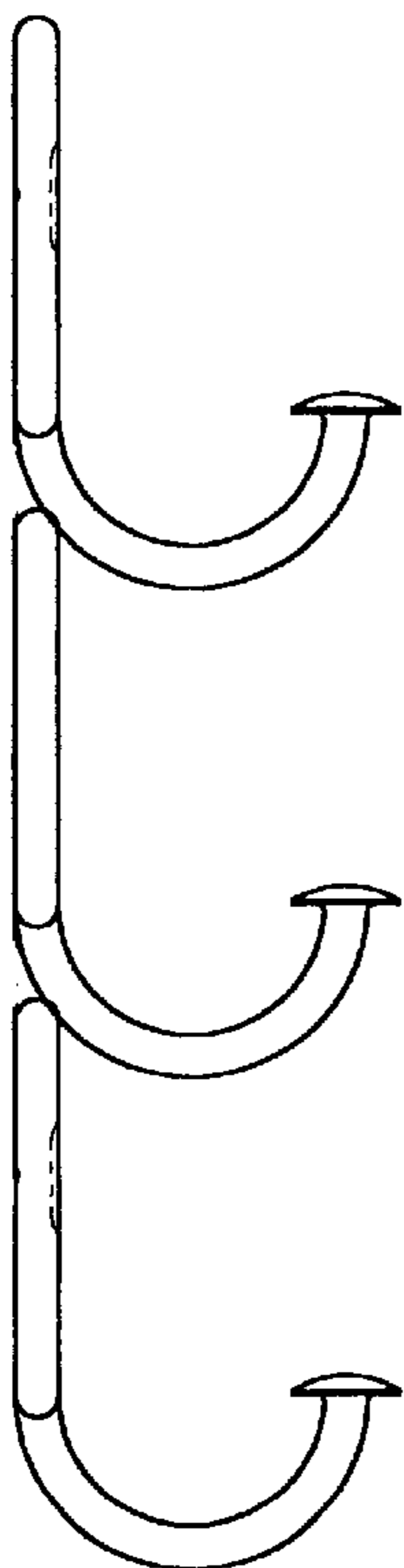


Fig.4

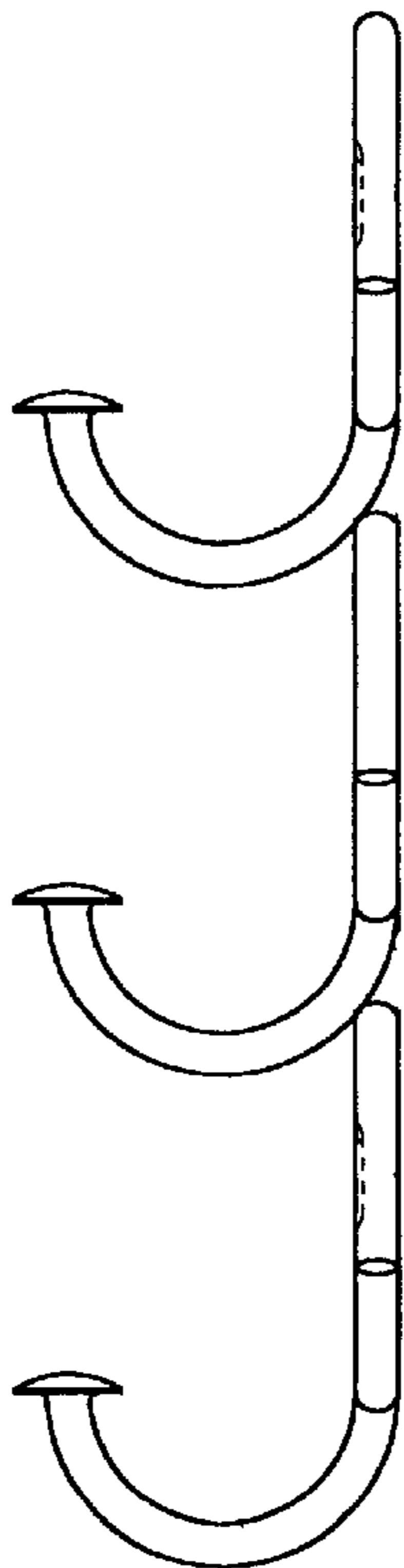


Fig.5

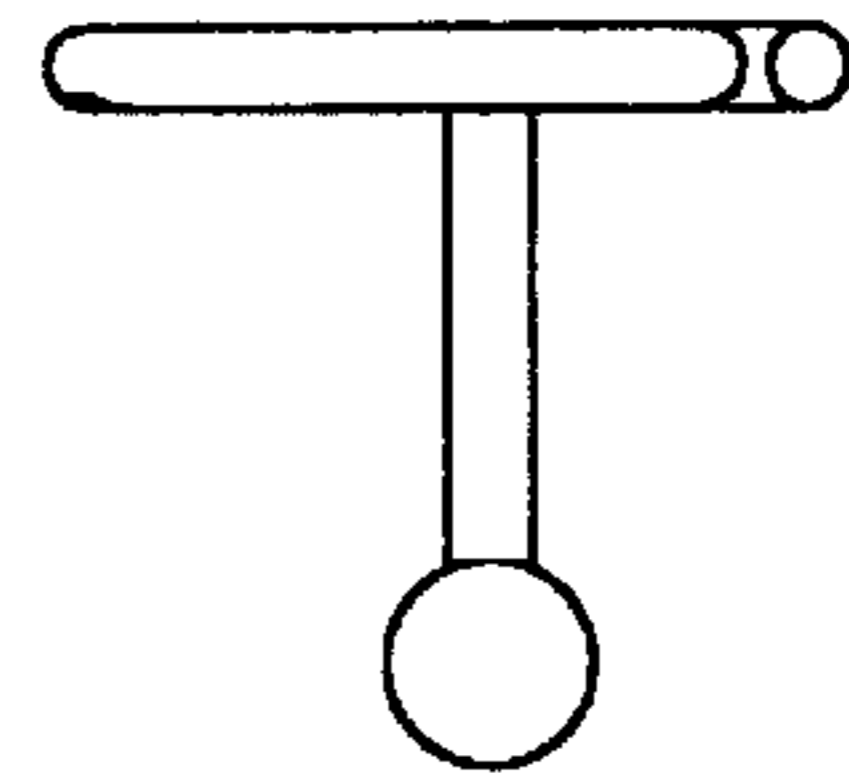


Fig.6

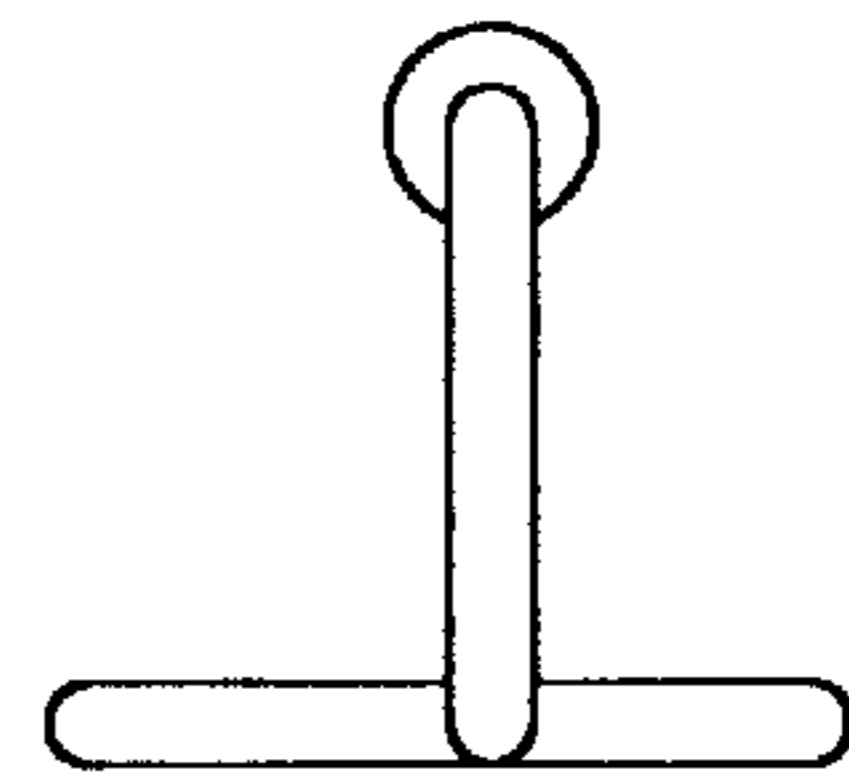


Fig.7