



US00D435776S

(12) **United States Design Patent**
Veltz et al.

(10) **Patent No.:** **US D435,776 S**

(45) **Date of Patent:** **** Jan. 2, 2001**

(54) **FOLDING KNIFE**

(75) Inventors: **Jason D. Veltz**, LaJolla; **Stephen J. Hull**, San Diego; **William H. Keys**, El Cajon; **Algird Kavalauskas**, Escondido, all of CA (US)

(73) Assignee: **Buck Knives, Inc.**, El Cajon, CA (US)

(**) Term: **14 Years**

(21) Appl. No.: **29/117,082**

(22) Filed: **Jan. 14, 2000**

(51) **LOC (7) Cl.** **08-03**

(52) **U.S. Cl.** **D8/99**

(58) **Field of Search** D8/98, 99, 107, D8/105, 100; 30/151, 152, 153, 154, 155, 156, 157, 158, 159, 160, 161, 162

(56) **References Cited**

U.S. PATENT DOCUMENTS

- D. 230,696 * 3/1974 Evrell D8/99
- D. 366,408 * 1/1996 Sessions et al. D8/99
- D. 371,288 * 7/1996 Thompson D8/99

- D. 399,403 * 7/1998 Pohl D8/99
- D. 407,002 * 3/1999 Morton et al. D8/99
- D. 408,706 * 4/1999 Elishewitz D8/99
- D. 411,790 * 7/1999 Glesser D8/99
- D. 412,275 * 7/1999 Collins D8/99
- D. 422,479 * 4/2000 Pardue D8/99
- D. 422,871 * 4/2000 Terzuola D8/99

* cited by examiner

Primary Examiner—Philip S. Hyder

(74) *Attorney, Agent, or Firm*—Gregory Garmong


(57) **CLAIM**

The ornamental design for a folding knife, as shown and described.

DESCRIPTION

FIG. 1 is a perspective view of the folding knife;
FIG. 2 is a right-side elevational view of the folding knife;
FIG. 3 is a left-side elevational view of the folding knife;
FIG. 4 is a top plan view of the folding knife;
FIG. 5 is a bottom view of the folding knife;
FIG. 6 is a front elevational view of the folding knife; and,
FIG. 7 is a back elevational view of the folding knife.

1 Claim, 3 Drawing Sheets



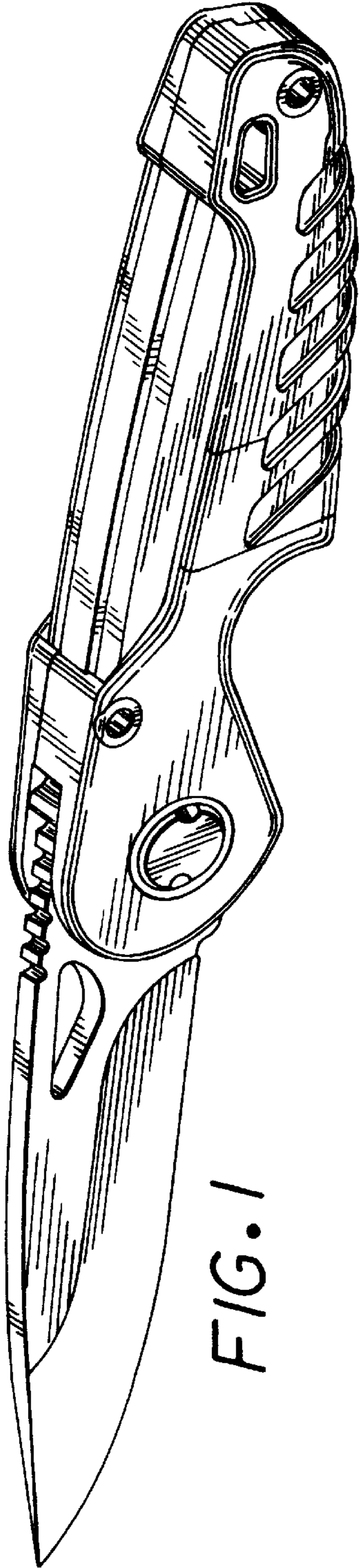



FIG. 1

FIG. 2



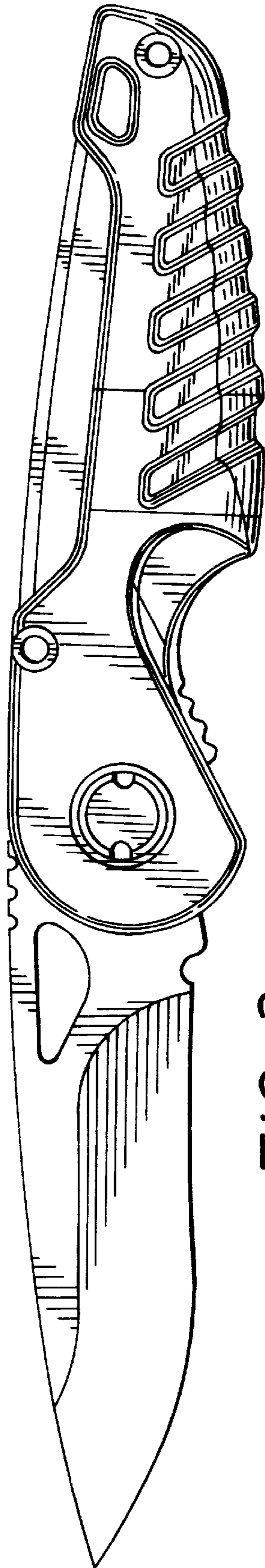


FIG. 3

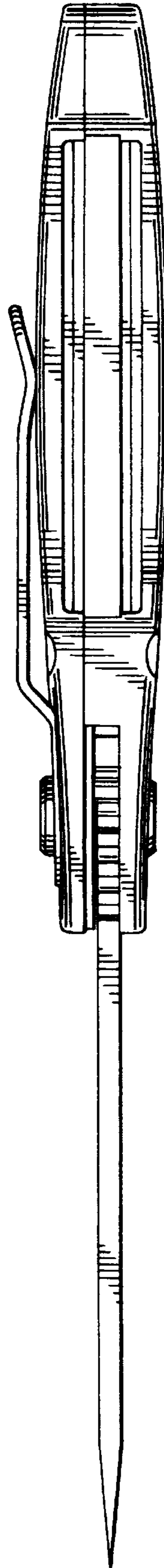


FIG. 4

FIG. 5

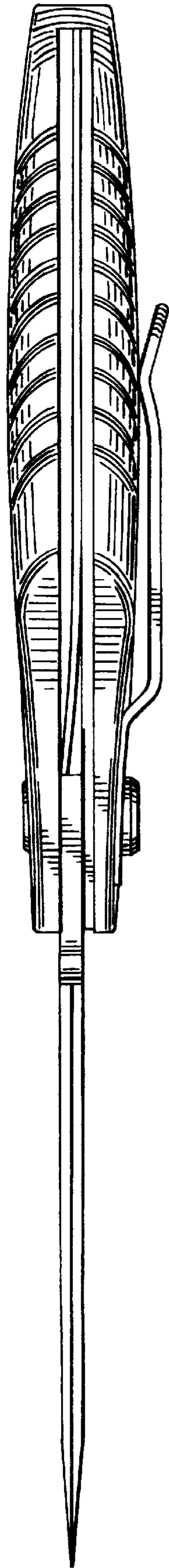


FIG. 6

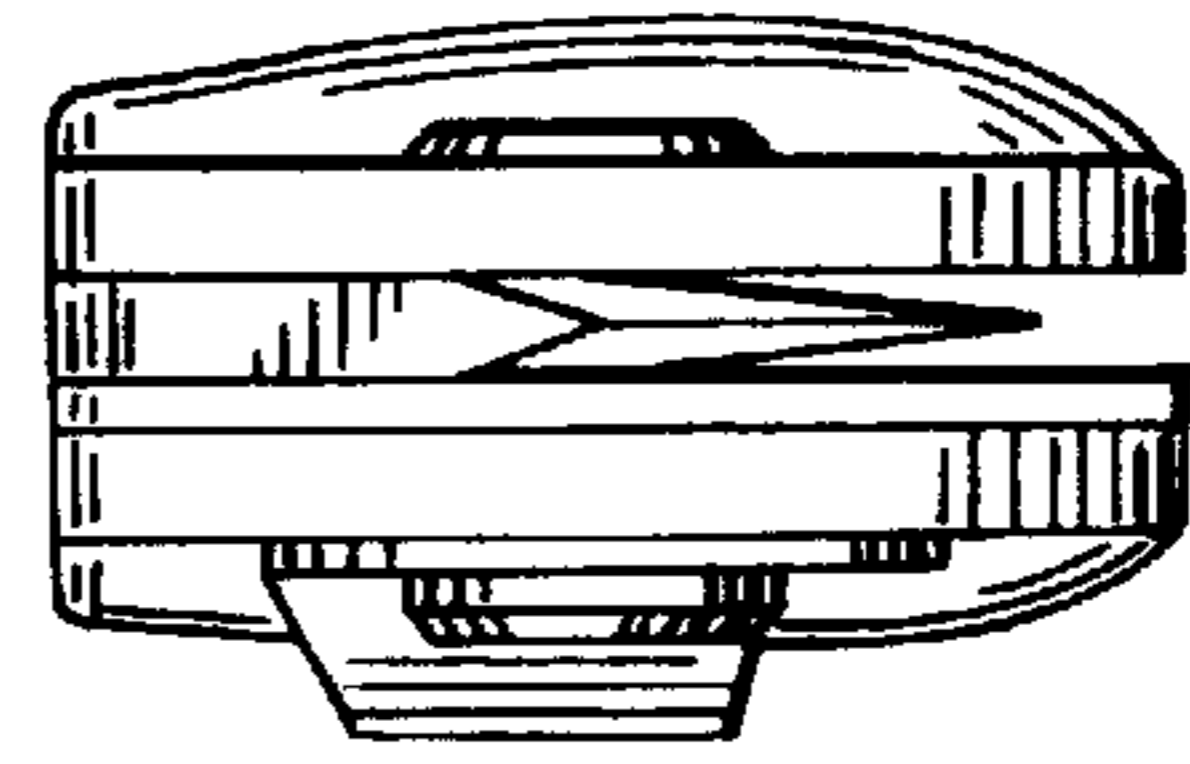


FIG. 7

