



US00D435775S

(12) **United States Design Patent**  
**Rothschild et al.**

(10) **Patent No.:** **US D435,775 S**

(45) **Date of Patent:** **\*\* Jan. 2, 2001**

(54) **CD OPENER**

(75) Inventors: **Lynda B. Rothschild**, N. Potomac, MD  
(US); **Lawrence S. Schimel**, Studio  
City, CA (US)

(73) Assignee: **MCI WorldCom, Inc.**, Jackson, MS  
(US)

(\*\*) Term: **14 Years**

(21) Appl. No.: **29/109,471**

(22) Filed: **Aug. 16, 1999**

(51) **LOC (7) Cl.** ..... **08-03**

(52) **U.S. Cl.** ..... **D8/98**

(58) **Field of Search** ..... D8/98, 99; 30/2,  
30/280, 287, 289, 294, 310, 319

(56) **References Cited**

**U.S. PATENT DOCUMENTS**

D. 255,981	*	7/1980	Carbo	.....	D8/98
D. 281,141	*	10/1985	Butler et al.	.....	D8/98
D. 366,407	*	1/1996	Kendall et al.	.....	D8/98
D. 419,417	*	1/2000	Kane	.....	D8/98
3,791,014	*	2/1974	Perna	.....	30/294

4,001,934	*	1/1977	Bell	.....	30/124
5,127,161	*	7/1992	Ikeda	.....	30/294
5,666,731	*	9/1997	Rungren	.....	30/287

\* cited by examiner

*Primary Examiner*—Philip S. Hyder

(57) **CLAIM**

The ornamental design for a CD opener, as shown and described.

**DESCRIPTION**

FIG. 1 is a left side view of a CD opener in accordance with the invention, the right side view being the mirror image of FIG. 1.

FIG. 2 is a top view of a CD opener in accordance with the invention.

FIG. 3 is a bottom view of CD opener in accordance with the invention.

FIG. 4 is a front view of a CD opener in accordance with the invention, the rear view being the mirror image of FIG. 4; and,

FIG. 5 is a perspective view of a CD opener in accordance with the invention.

**1 Claim, 1 Drawing Sheet**

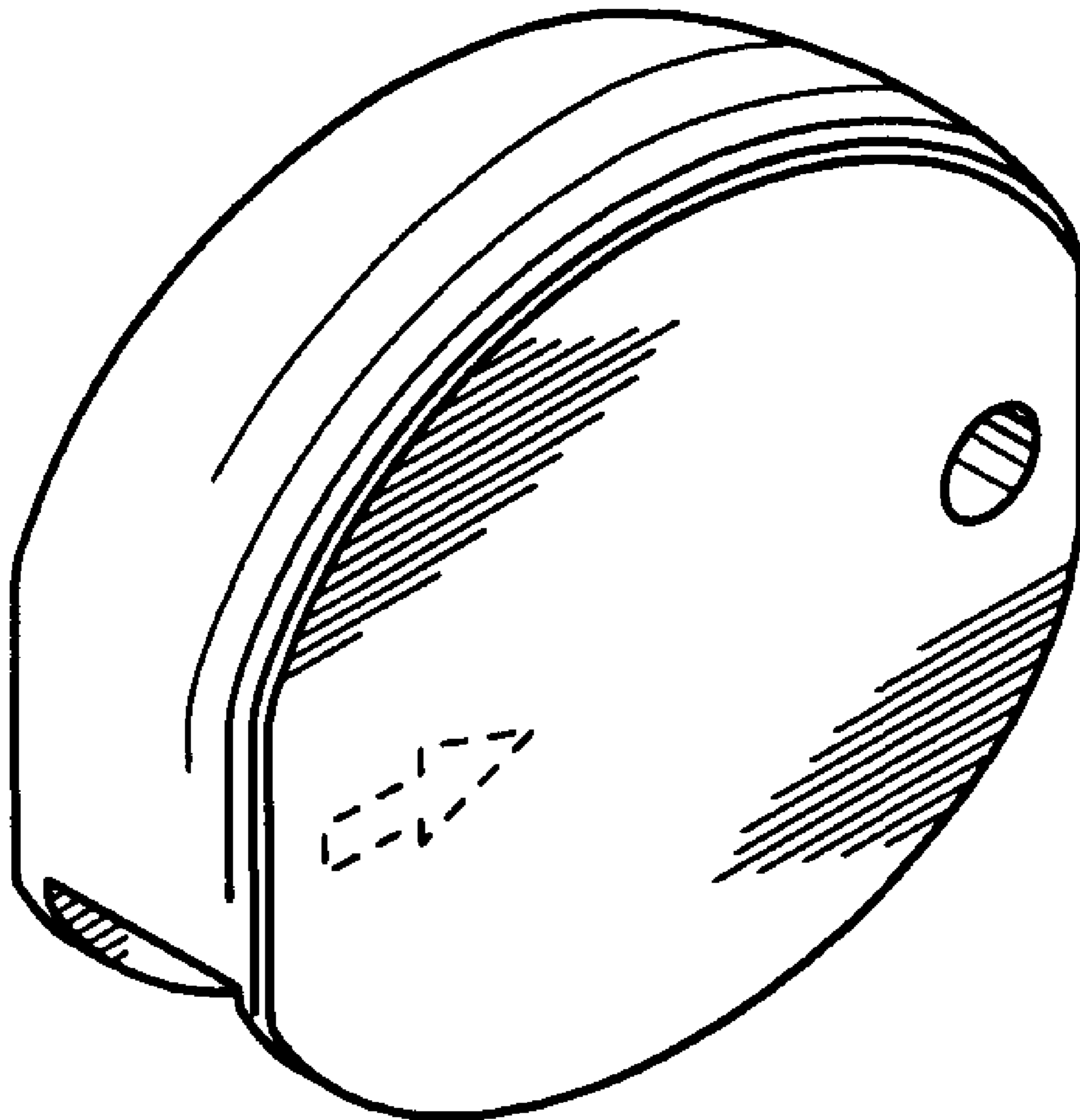




FIG. 2

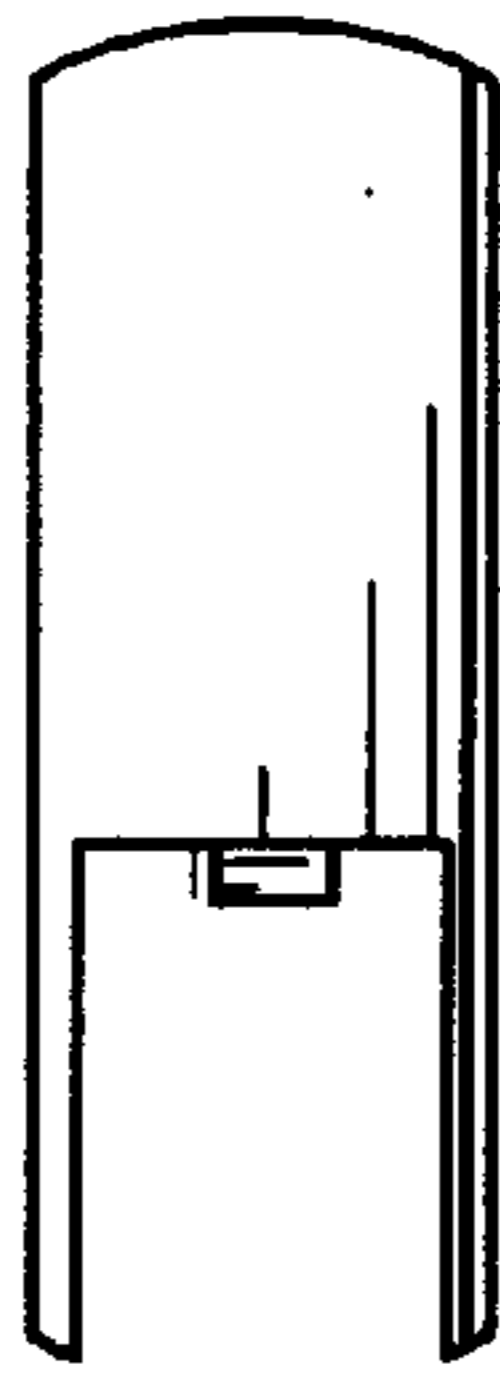


FIG. 4

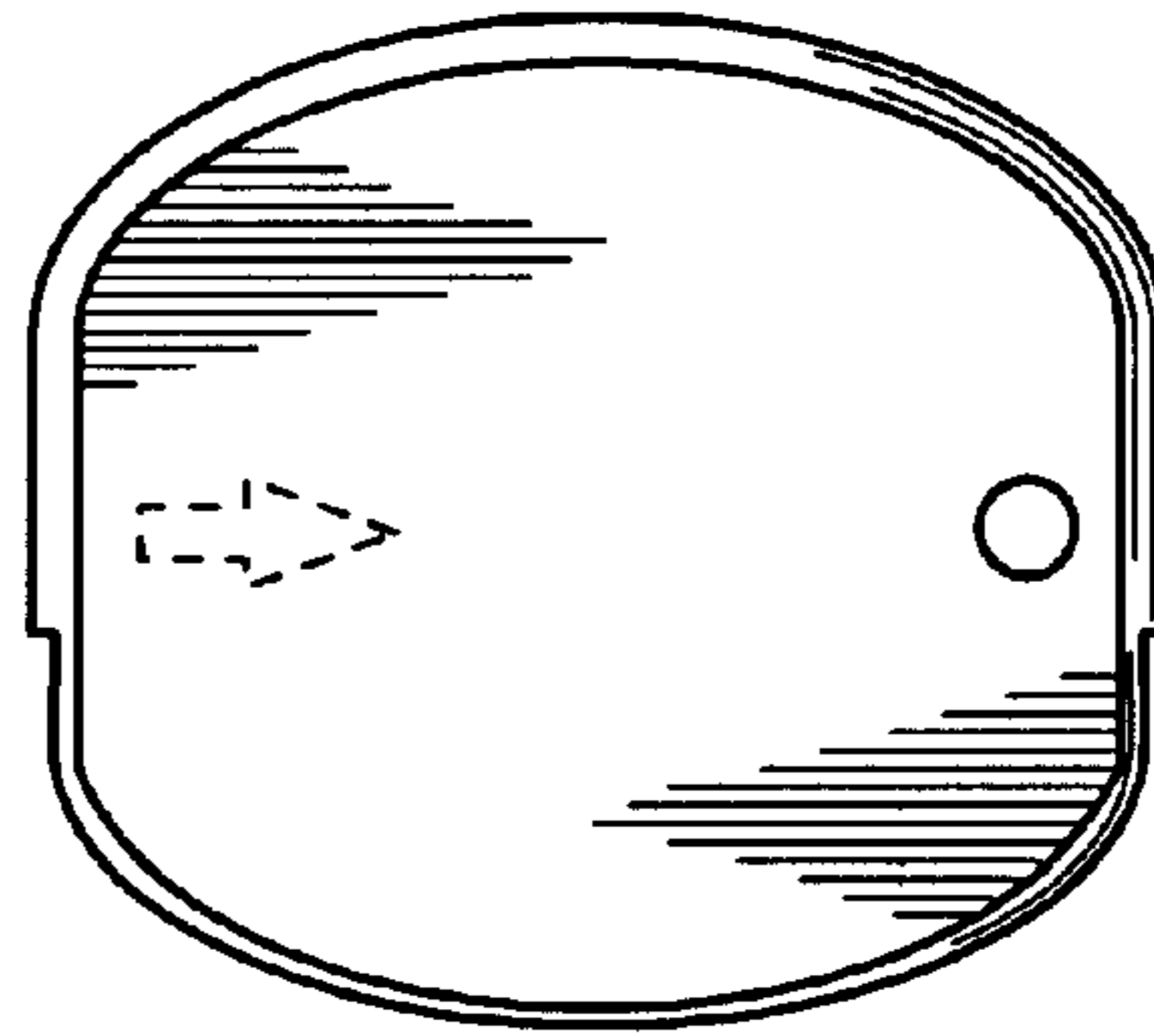


FIG. 1

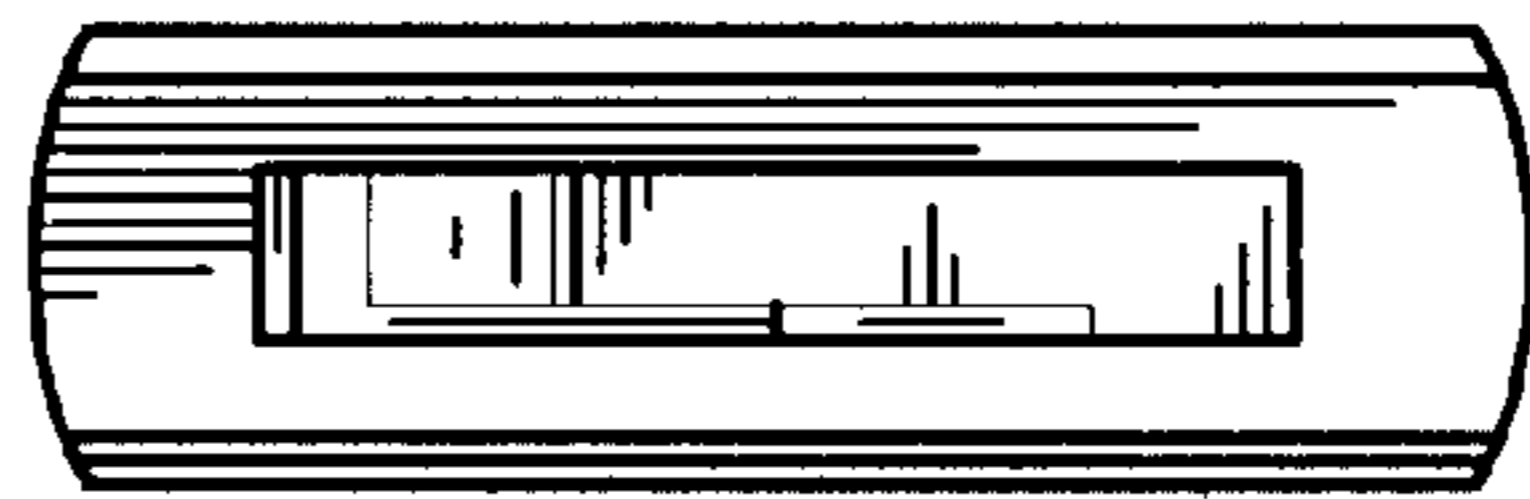


FIG. 3

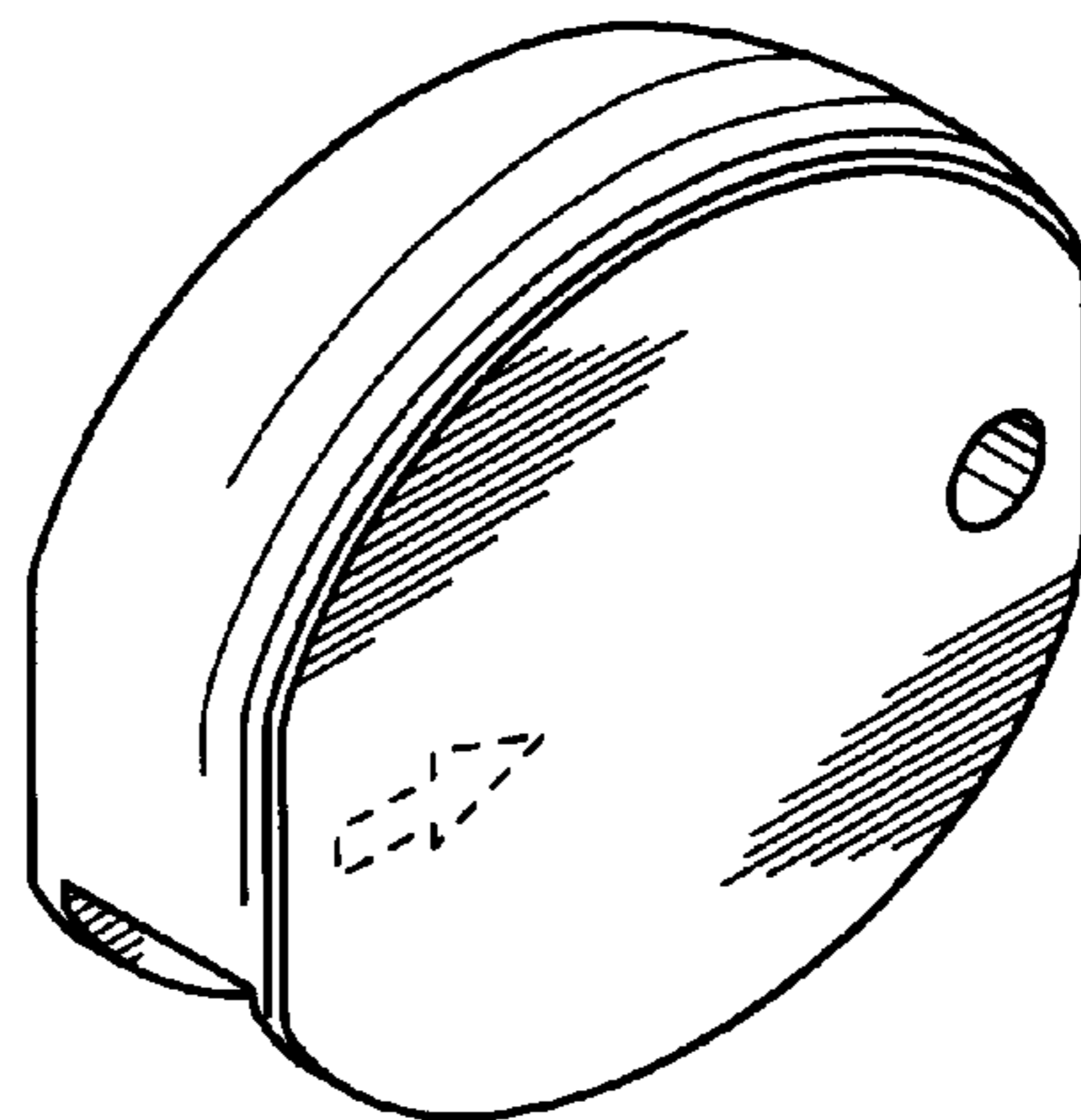


FIG. 5