



US00D435773S

(12) **United States Design Patent**
Lin

(10) **Patent No.:** **US D435,773 S**

(45) **Date of Patent:** **** Jan. 2, 2001**

(54) **HANDLE**

(76) **Inventor:** **Chang-Ming Lin**, No. 331, Chang Chun St., Chiu Te Village, Wu Jih Hsiang, Taichung County (TW)

(**) **Term:** **14 Years**

(21) **Appl. No.:** **29/122,578**

(22) **Filed:** **May 1, 2000**

(51) **LOC (7) Cl.** **08-04**

(52) **U.S. Cl.** **D8/83; D8/107**

(58) **Field of Search** D8/82, 83, 84, D8/85, 86, 87, 107; 81/177.1, 436, 437, 438, 439, 440, 489; 16/110 R

(56) **References Cited**

U.S. PATENT DOCUMENTS

D. 372,411	*	8/1996	Ho	D8/83
D. 382,188	*	8/1997	Lin	D8/83
D. 383,660	*	9/1997	Anderson	D8/83
D. 384,565	*	10/1997	Lin	D8/83
D. 398,508	*	9/1998	Thompson et al.	D8/83
D. 398,828	*	9/1998	Shiao	D8/83
D. 404,277	*	1/1999	Shiao	D8/85
D. 405,341	*	2/1999	Hsu	D8/83

D. 408,252	*	4/1999	Holland-Letz	D8/83
D. 408,253	*	4/1999	Rowlay	D8/83
D. 408,258	*	4/1999	Tsai	D8/83
D. 421,888	*	3/2000	Thompson et al.	D8/83

* cited by examiner

Primary Examiner—Philip S. Hyder

(74) *Attorney, Agent, or Firm*—Harrison & Egbert

(57) **CLAIM**

I claim the ornamental design for a handle, as shown and described.

DESCRIPTION

FIG. 1 is an upper perspective view of the handle showing my design.

FIG. 2 is a front view thereof;

FIG. 3 is a back view thereof;

FIG. 4 is a side view thereof;

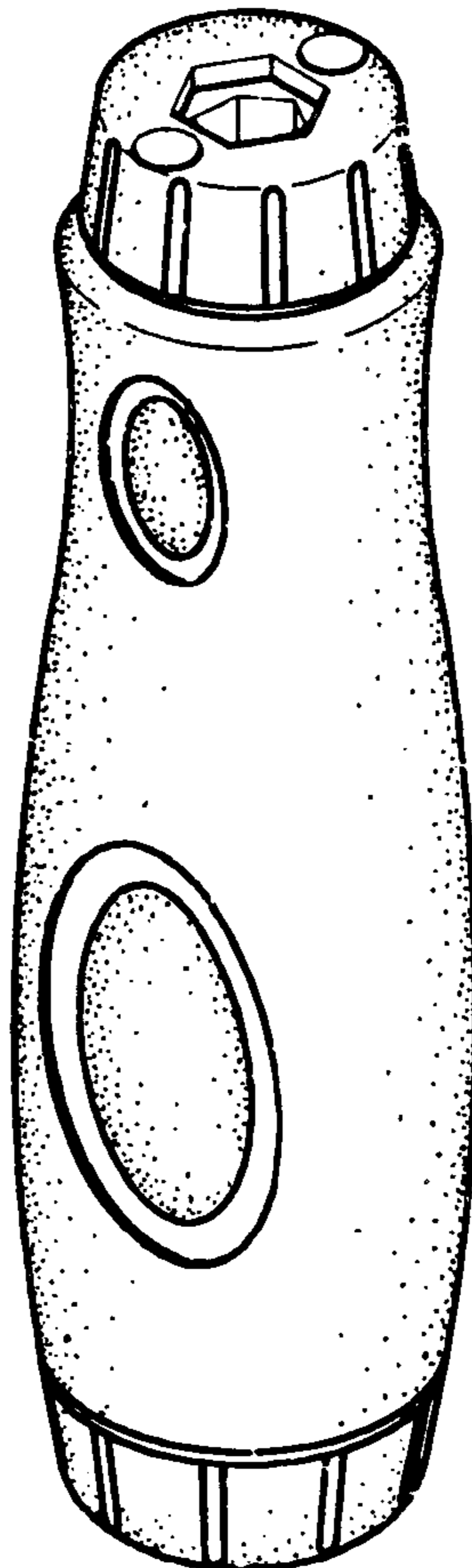
FIG. 5 is an opposite side view thereof;

FIG. 6 is a top view thereof;

FIG. 7 is a bottom view thereof; and,

FIG. 8 is an upper perspective view of the handle wherein the broken line showing of the blade is for illustrative purposes only and forms no part of the claimed design.

1 Claim, 5 Drawing Sheets



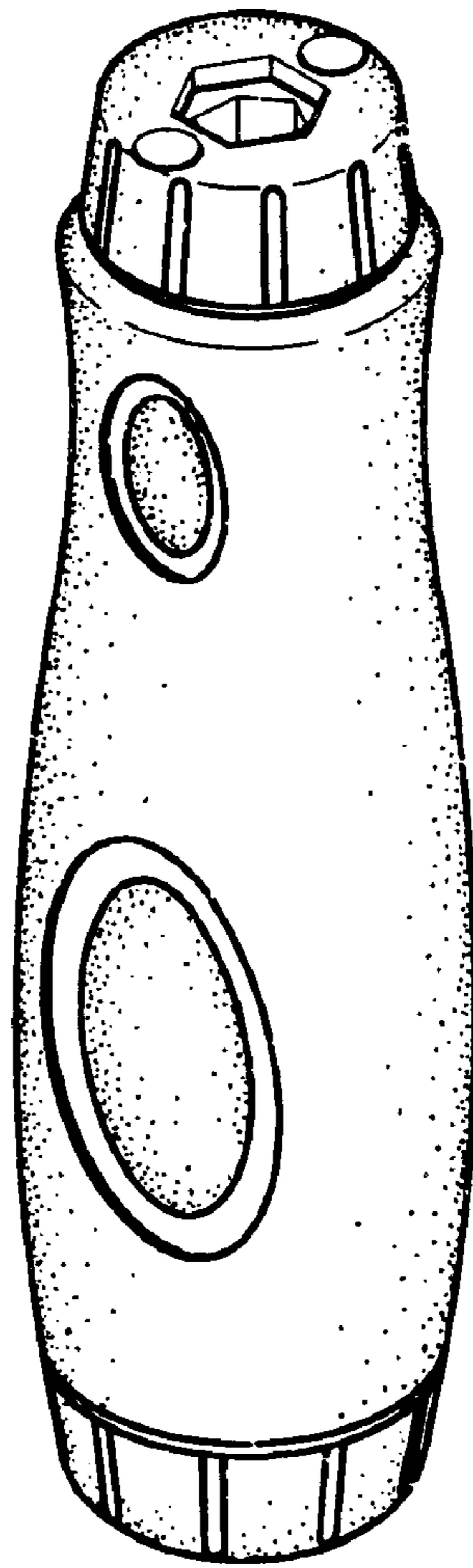


FIG. 1

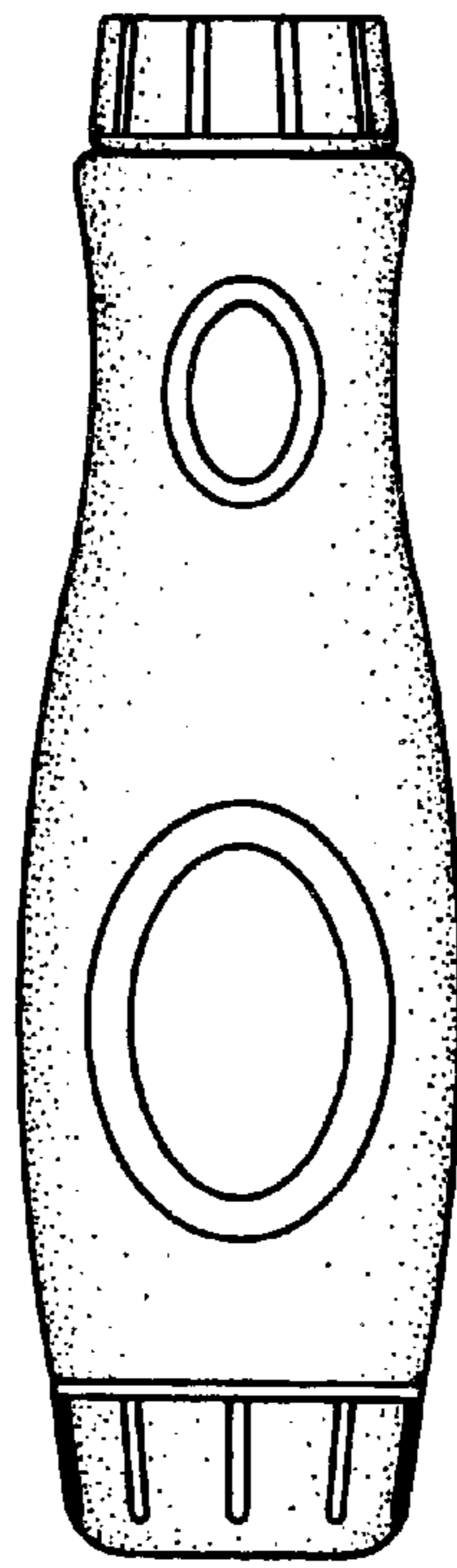


FIG. 2

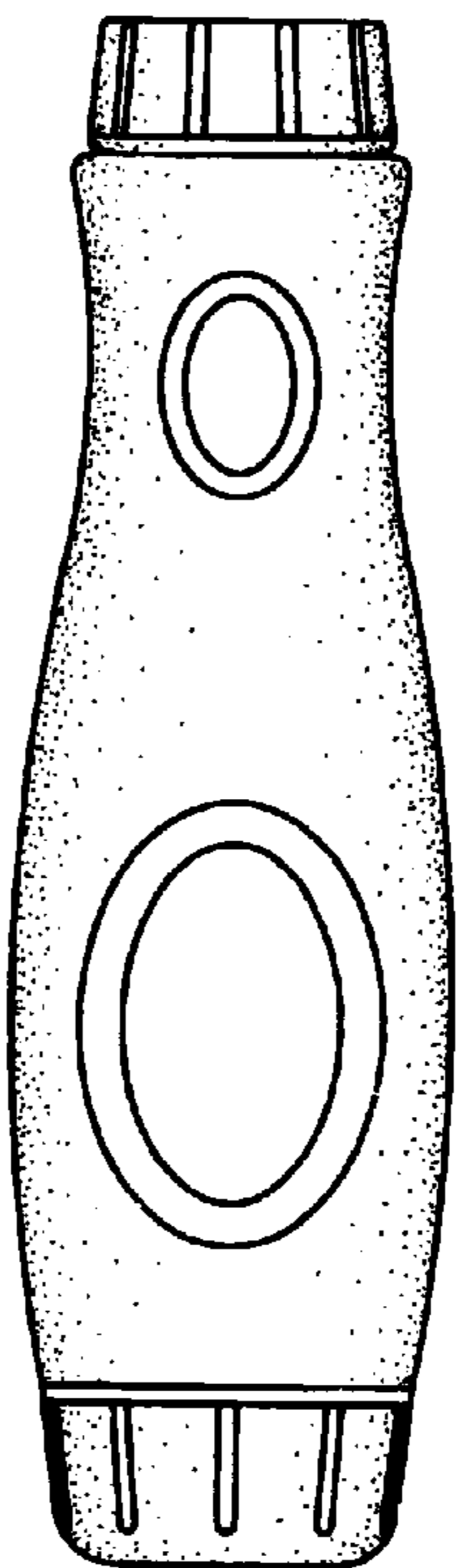


FIG. 3

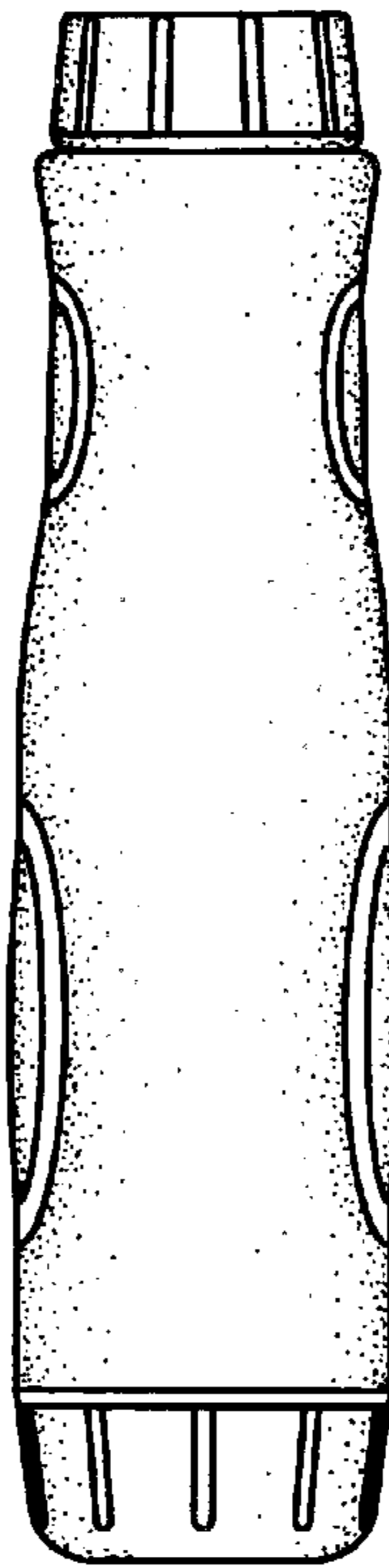


FIG. 4

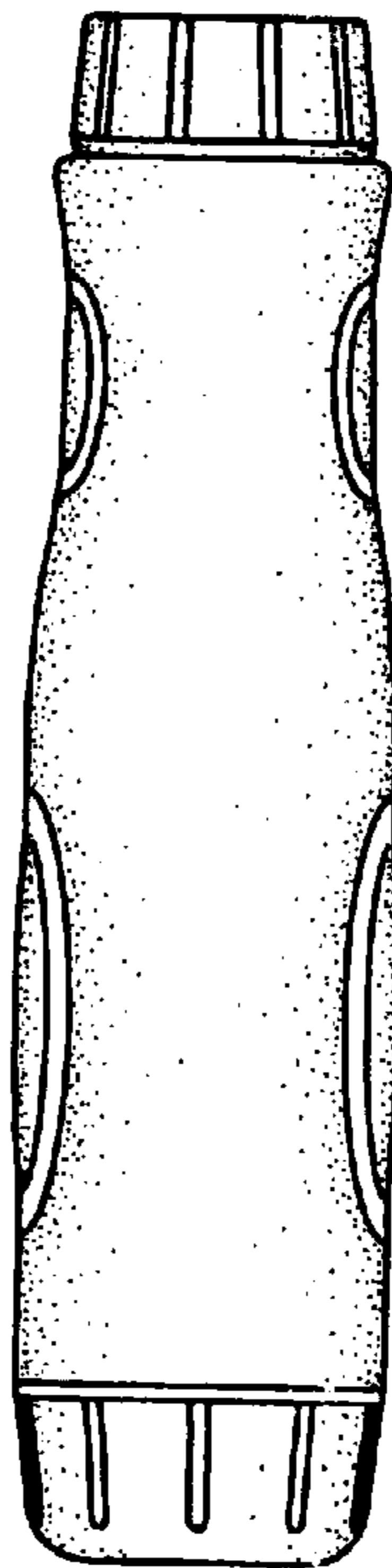


FIG. 5

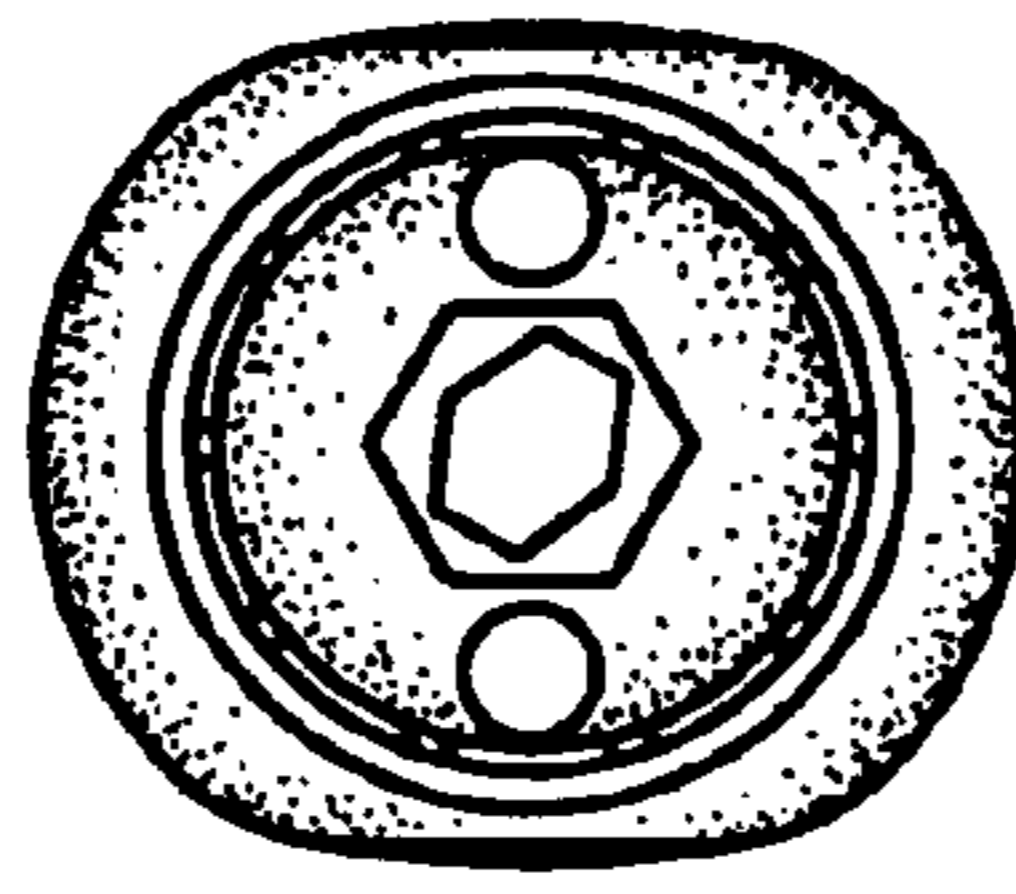


FIG. 6




FIG. 7

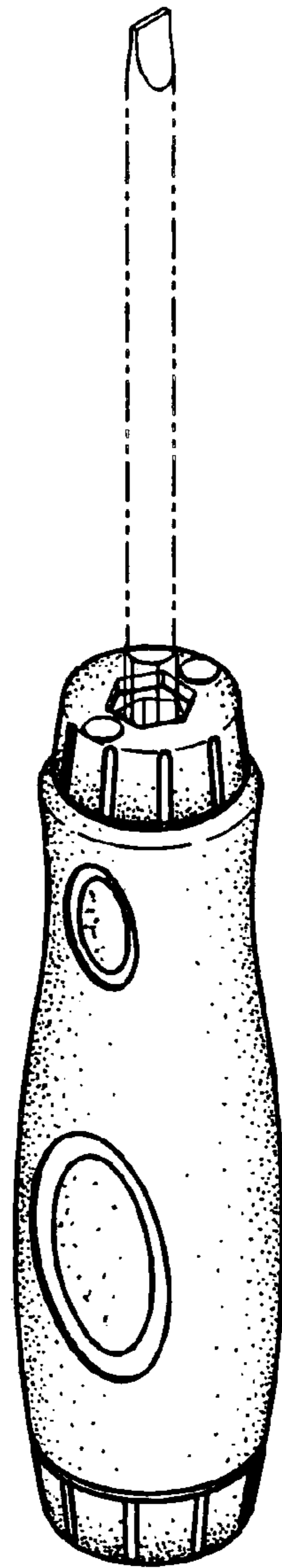


FIG. 8