



US00D435760S

(12) **United States Design Patent**
Sofy

(10) **Patent No.:** **US D435,760 S**

(45) **Date of Patent:** **** Jan. 2, 2001**

(54) **PUMPKIN CARVING TOOL HANDLE**

D. 268,639 * 4/1983 Johannsen D7/650
D. 361,695 * 8/1995 Sutker D7/401.2

(75) **Inventor:** **Janet M. Sofy, Troy, MI (US)**

* cited by examiner

(73) **Assignee:** **HMS Manufacturing Co., Troy, MI (US)**

Primary Examiner—Caron D. Veynar
(74) *Attorney, Agent, or Firm*—Howard & Howard

(**) **Term:** **14 Years**

(57) **CLAIM**

(21) **Appl. No.:** **29/117,451**

I claim the ornamental design for pumpkin carving tool handle, as shown.

(22) **Filed:** **Jan. 24, 2000**

(51) **LOC (7) Cl.** **07-02**

(52) **U.S. Cl.** **D7/401.2**

(58) **Field of Search** D7/642, 645, 649,
D7/650, 652, 653, 662-664, 688, 691, 401.2,
393-395; D8/107; 16/110.1, 430, 431, DIG. 12,
DIG. 18, DIG. 19; 30/322, 324; 220/752,
755

DESCRIPTION

FIG. 1 is a top plan view of the pumpkin carving tool handle showing my new design, the bottom plan view is identical; FIG. 2 is a side elevation view, the opposite side view is identical;

FIG. 3 is an end view from the left end of FIG. 1; and, FIG. 4 is an end view from the right end of FIG. 1.

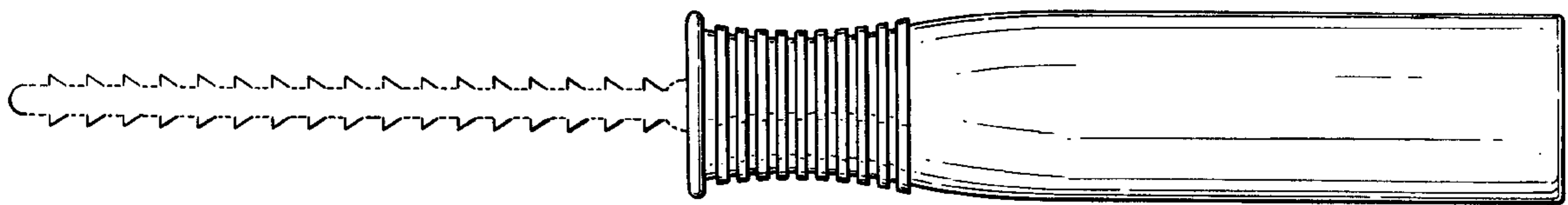
The broken line showing in FIGS. 1 and 2 is for illustrative purposes only and forms no part of the claimed design.

(56) **References Cited**

U.S. PATENT DOCUMENTS

D. 201,253 * 6/1965 Munson et al. D7/395

1 Claim, 1 Drawing Sheet



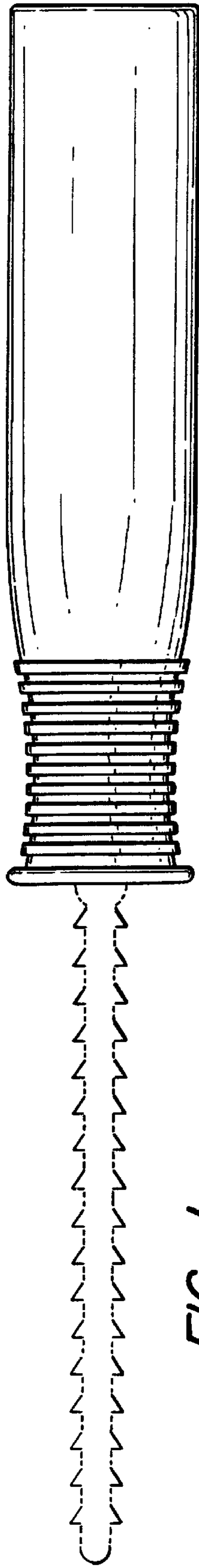


FIG - 1




FIG - 2




FIG - 3

FIG - 4