



US00D435751S

(12) **United States Design Patent**  
**Koshaba**

(10) **Patent No.:** **US D435,751 S**

(45) **Date of Patent:** **\*\* Jan. 2, 2001**

(54) **ADJUSTABLE PILLOW**

(76) **Inventor:** **Abe Koshaba**, 3100 Whitmore Ave.  
Apt. #64, Ceres, CA (US) 95307

(\*\*) **Term:** **14 Years**

(21) **Appl. No.:** **29/104,819**

(22) **Filed:** **May 11, 1999**

(51) **LOC (7) Cl.** ..... **06-09**

(52) **U.S. Cl.** ..... **D6/601; D6/604**

(58) **Field of Search** ..... D6/595, 596, 601,  
D6/604; 5/630, 636-637, 639, 640, 644,  
645, 652, 653, 654, 655, 655.3, 655.5,  
655.9, 708

(56) **References Cited**

**U.S. PATENT DOCUMENTS**

D. 359,189 \* 6/1995 Righini ..... D6/604  
D. 390,405 \* 2/1998 Jung ..... D6/601

D. 399,086 \* 10/1998 Costantino ..... D6/601  
4,528,705 \* 7/1985 Greenawalt ..... 5/644  
5,898,963 \* 5/1999 Larson ..... 5/644

\* cited by examiner

*Primary Examiner*—Janice E. Seeger

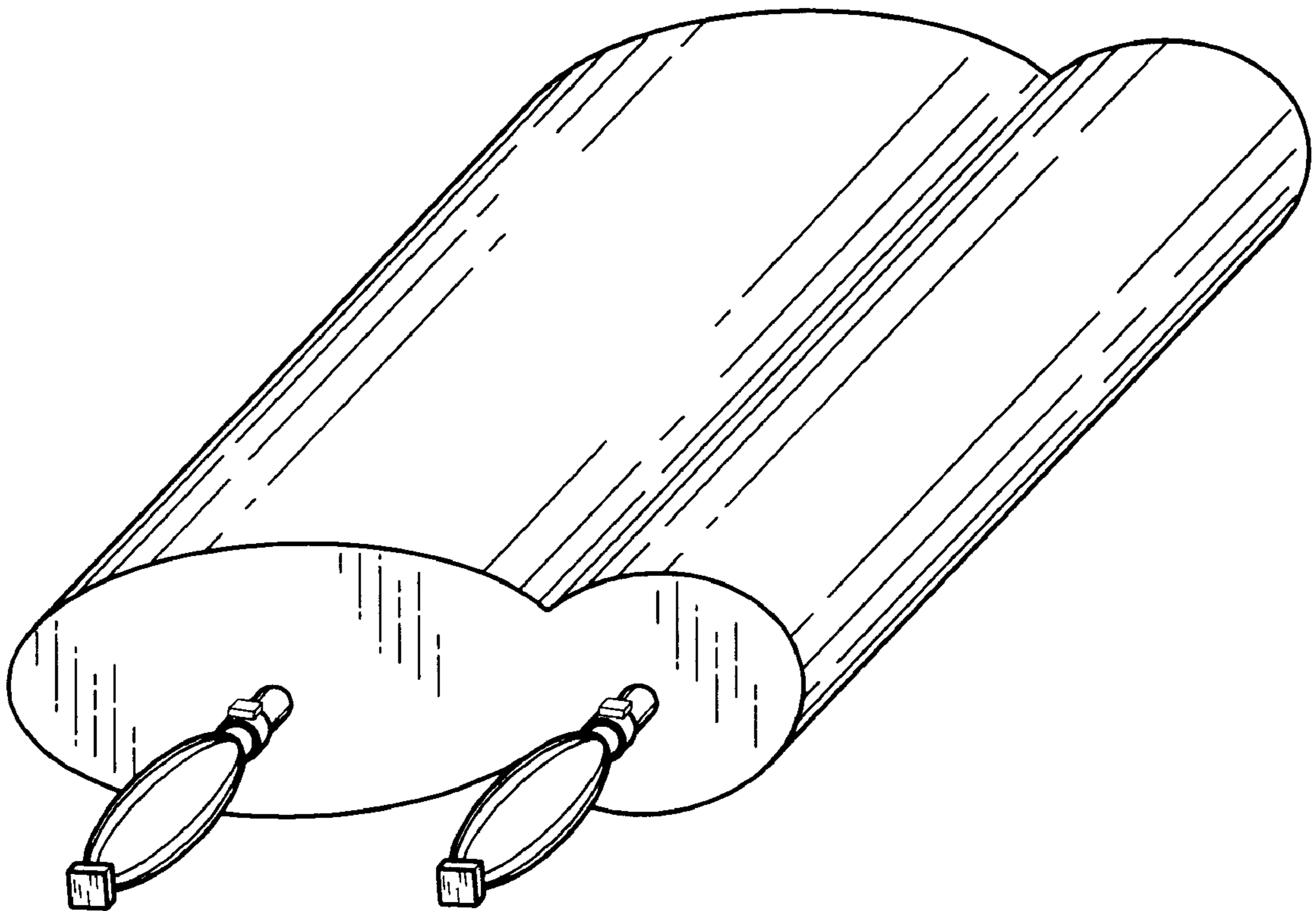
(57) **CLAIM**

The ornamental design for an adjustable pillow, as shown and described.

**DESCRIPTION**

FIG. 1 is a right side perspective view of the adjustable pillow;  
FIG. 2 is a left side perspective view thereof;  
FIG. 3 is a top view thereof;  
FIG. 4 is a bottom view thereof;  
FIG. 5 is a front view thereof; and,  
FIG. 6 is a rear view thereof.

**1 Claim, 4 Drawing Sheets**



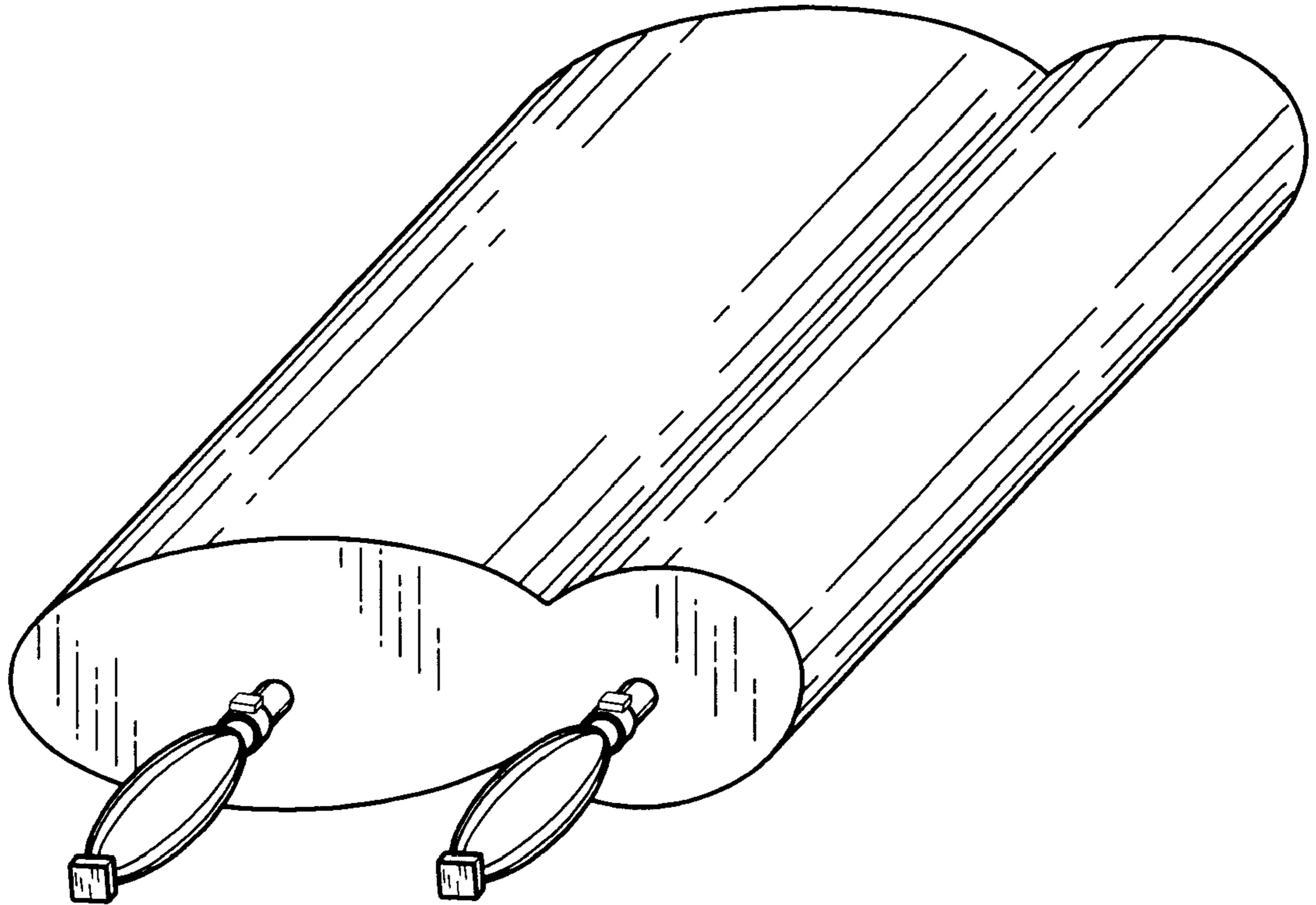


FIG. 1




FIG. 2




FIG. 3




FIG. 4




FIG. 5




FIG. 6