



US00D435748S

(12) **United States Design Patent**
Vine

(10) **Patent No.:** **US D435,748 S**

(45) **Date of Patent:** **** Jan. 2, 2001**

(54) **CUP DISPENSER**

(76) **Inventor:** **Menachem Vine**, 8 Basht St., Telz
Stone, D.N. Harei Yehuda 90838 (IL)

(**) **Term:** **14 Years**

(21) **Appl. No.:** **29/116,423**

(22) **Filed:** **Jan. 4, 2000**

(30) **Foreign Application Priority Data**

Jul. 4, 1999	(IL)	31855
Jul. 4, 1999	(IL)	31856
Jul. 4, 1999	(IL)	31857

(51) **LOC (7) Cl.** **07-99**

(52) **U.S. Cl.** **D6/516**

(58) **Field of Search** D6/516, 515; 221/282,
221/283; 312/42, 43; 248/311.2, 311.3,
312, 312.1

(56) **References Cited**

U.S. PATENT DOCUMENTS

D. 154,819 * 8/1949 Taubert D6/516

D. 298,394	*	11/1988	Brewer	D6/516
D. 414,060	*	9/1999	Talbot-Titley	D6/516
3,261,500	*	7/1966	McGlynn	221/282 X
5,427,273		6/1995	Vine	221/221
5,884,803		3/1999	Vine	221/44

* cited by examiner

Primary Examiner—Brian N. Vinson

(74) *Attorney, Agent, or Firm*—Sterne, Kessler, Goldstein & Fox P.L.L.C.

(57) **CLAIM**

The ornamental design for a cup dispenser, as shown and described.

DESCRIPTION

FIG. 1 is a perspective view of a cup dispenser showing a new design;
FIG. 2 is a front elevational view thereof;
FIG. 3 is a right elevational view thereof, the left side being a mirror image thereof;
FIG. 4 is a rear elevational view thereof; and,
FIG. 5 is a top plan view thereof.

1 Claim, 5 Drawing Sheets

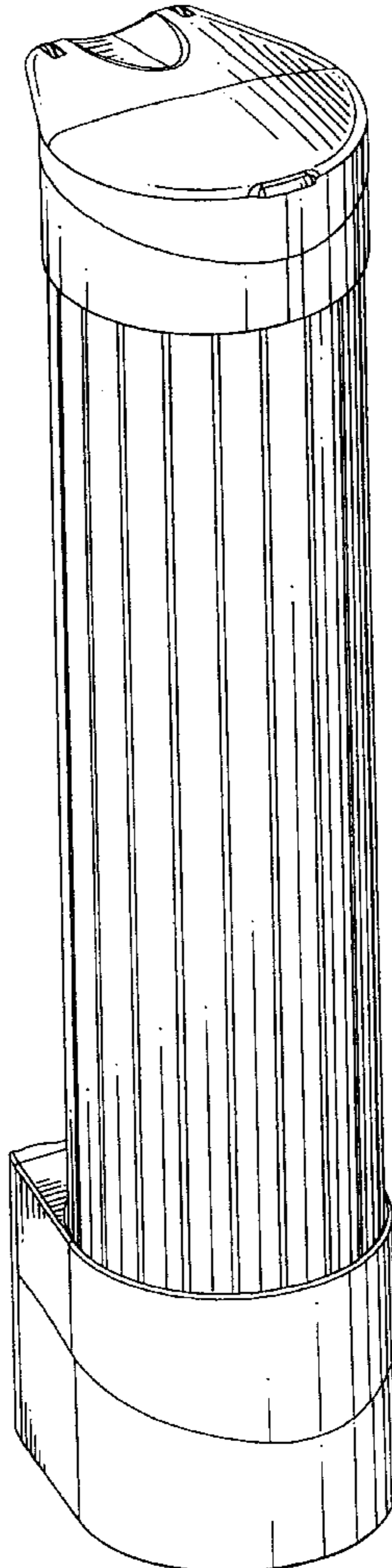


FIG. 1

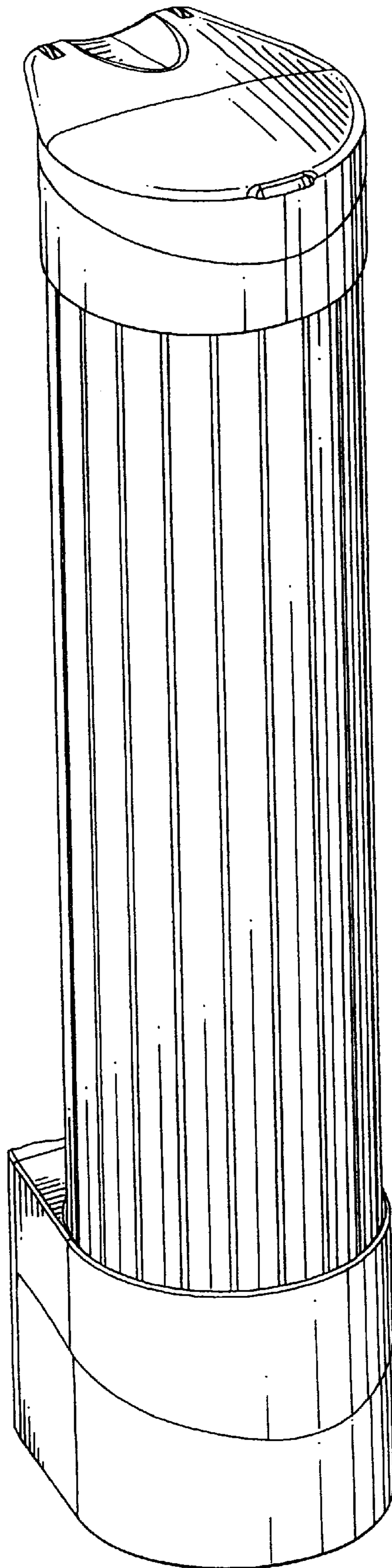


FIG. 2




FIG. 3

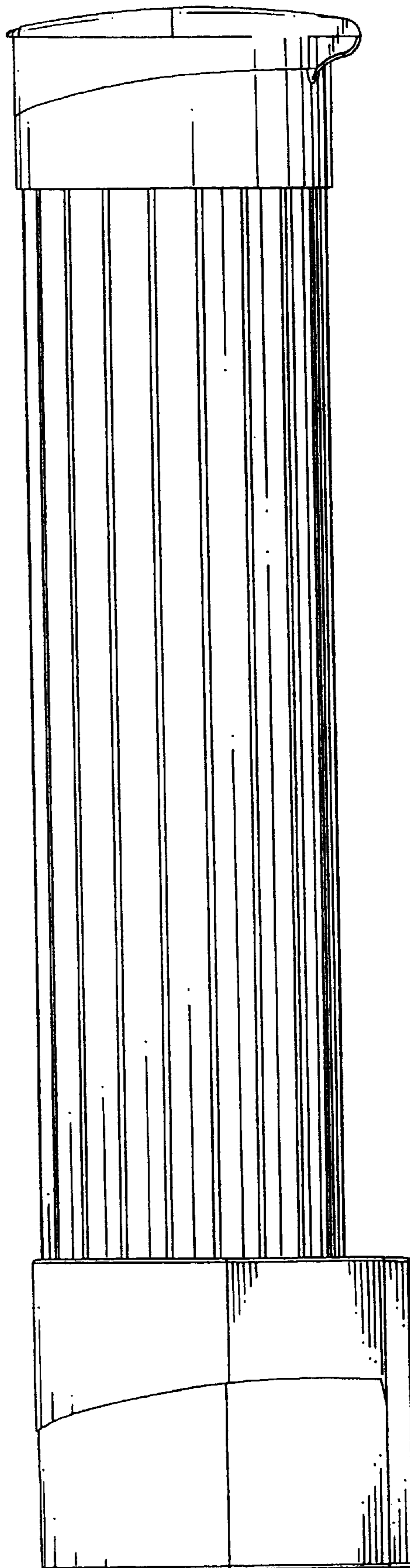



FIG. 4



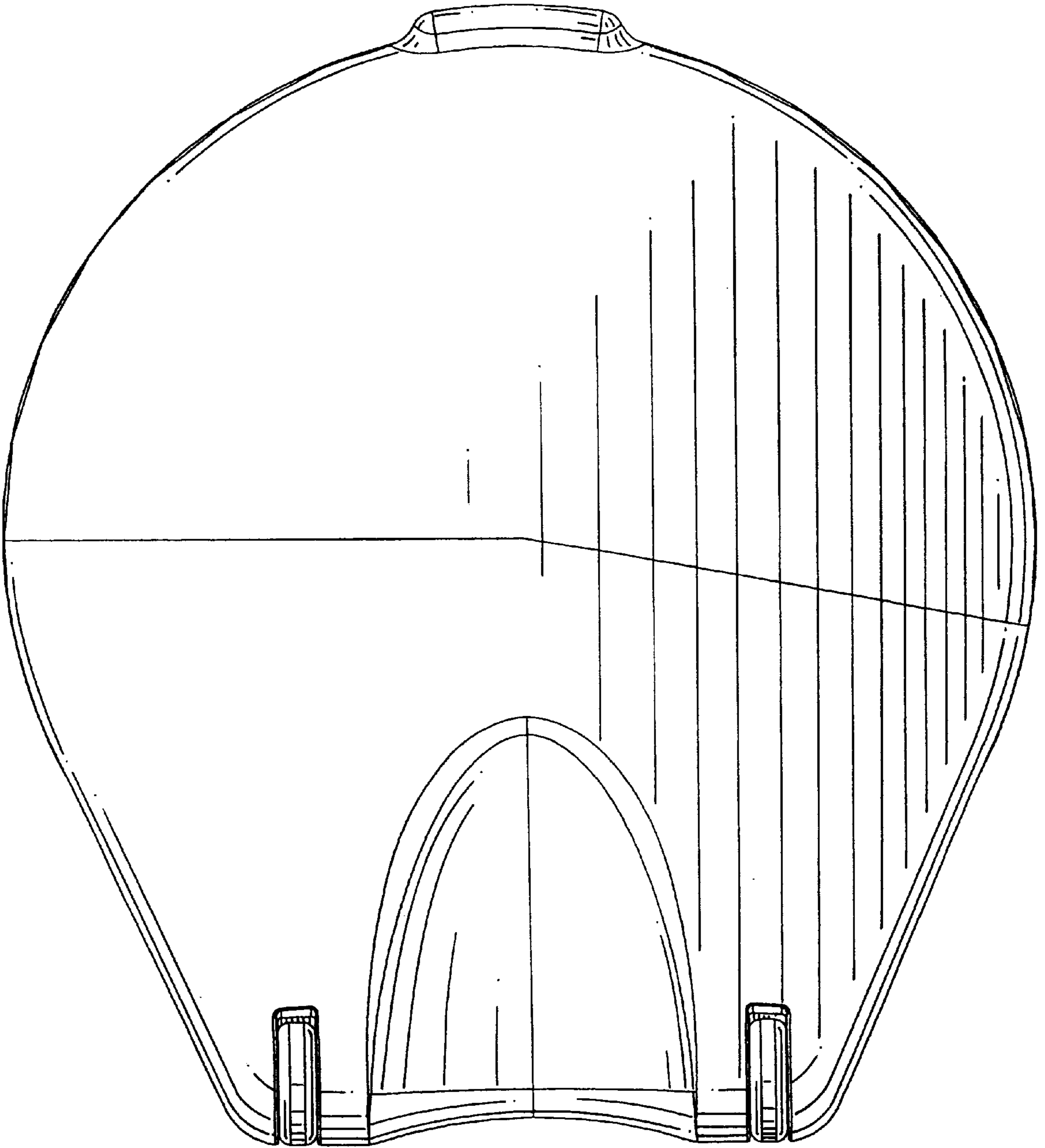


FIG. 5