



US00D435739S

(12) **United States Design Patent**
Hand et al.

(10) **Patent No.:** **US D435,739 S**

(45) **Date of Patent:** **** Jan. 2, 2001**

(54) **CHAIR**

(75) Inventors: **Joseph M. Hand**, Sheboygan Falls;
Michael C. Hollen, Manitowoc; **Brian L. LeMahieu**, Sheboygan; **Glenn T. Walters**, Port Washington, all of WI (US)

(73) Assignee: **Bemis Manufacturing Company**, Sheboygan Falls, WI (US)

(**) Term: **14 Years**

(21) Appl. No.: **29/101,278**

(22) Filed: **Mar. 1, 1999**

Related U.S. Application Data

(62) Division of application No. 29/094,508, filed on Oct. 5, 1998, now Pat. No. Des. 413,451.

(51) **LOC (7) Cl.** **06-01**

(52) **U.S. Cl.** **D6/370; D6/379**

(58) **Field of Search** D6/334, 370, 374, D6/375, 379, 500, 501, 502; 297/239, 445.1, 446.1, DIG. 2

(56) **References Cited**

U.S. PATENT DOCUMENTS

- D. 325,304 * 4/1992 Grosfillex D6/370
- D. 341,953 * 12/1993 Bemis et al. D6/370
- D. 356,697 * 3/1995 Kelly et al. D6/370

- D. 362,759 * 10/1995 Sagol D6/370
- D. 362,975 * 10/1995 Sagol D6/370
- D. 368,382 * 4/1996 Grosfillex D6/370
- D. 399,354 * 10/1998 Westerburgen D6/370 X
- D. 413,451 * 9/1999 Walters D6/370
- D. 416,700 11/1999 van Rhienen .
- D. 417,344 12/1999 van Rhienen .
- D. 418,319 1/2000 van Rhienen .
- D. 418,684 1/2000 van Rhienen .
- D. 419,321 1/2000 Rhienen .
- D. 419,790 2/2000 Rhienen .

* cited by examiner

Primary Examiner—Gary D. Watson

(74) *Attorney, Agent, or Firm*—Michael Best & Friedrich LLP

(57) **CLAIM**

The ornamental design for a chair, as shown and described.

DESCRIPTION

FIG. 1 is a perspective view of a chair showing our new design;

FIG. 2 is a top plan view thereof;

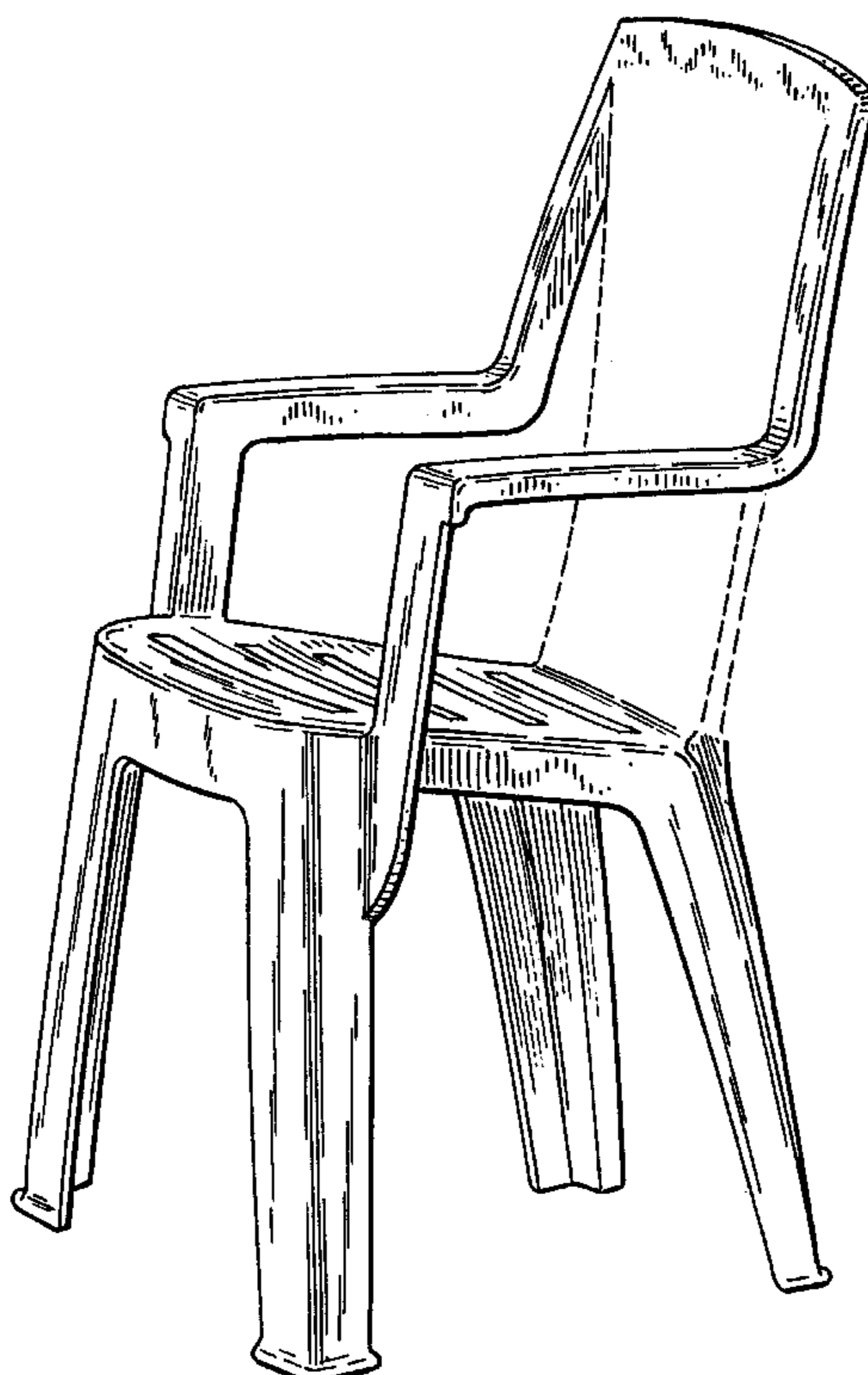
FIG. 3 is a front elevational view thereof; and,

FIG. 4 is a right side elevational view thereof, the left side view being a mirror image of that shown.

The bottom and rear surfaces of the chair are not part of the design sought to be patented and are therefore not shown.

The portion of the chair shown in broken lines is not part of the design sought to be patented.

1 Claim, 4 Drawing Sheets



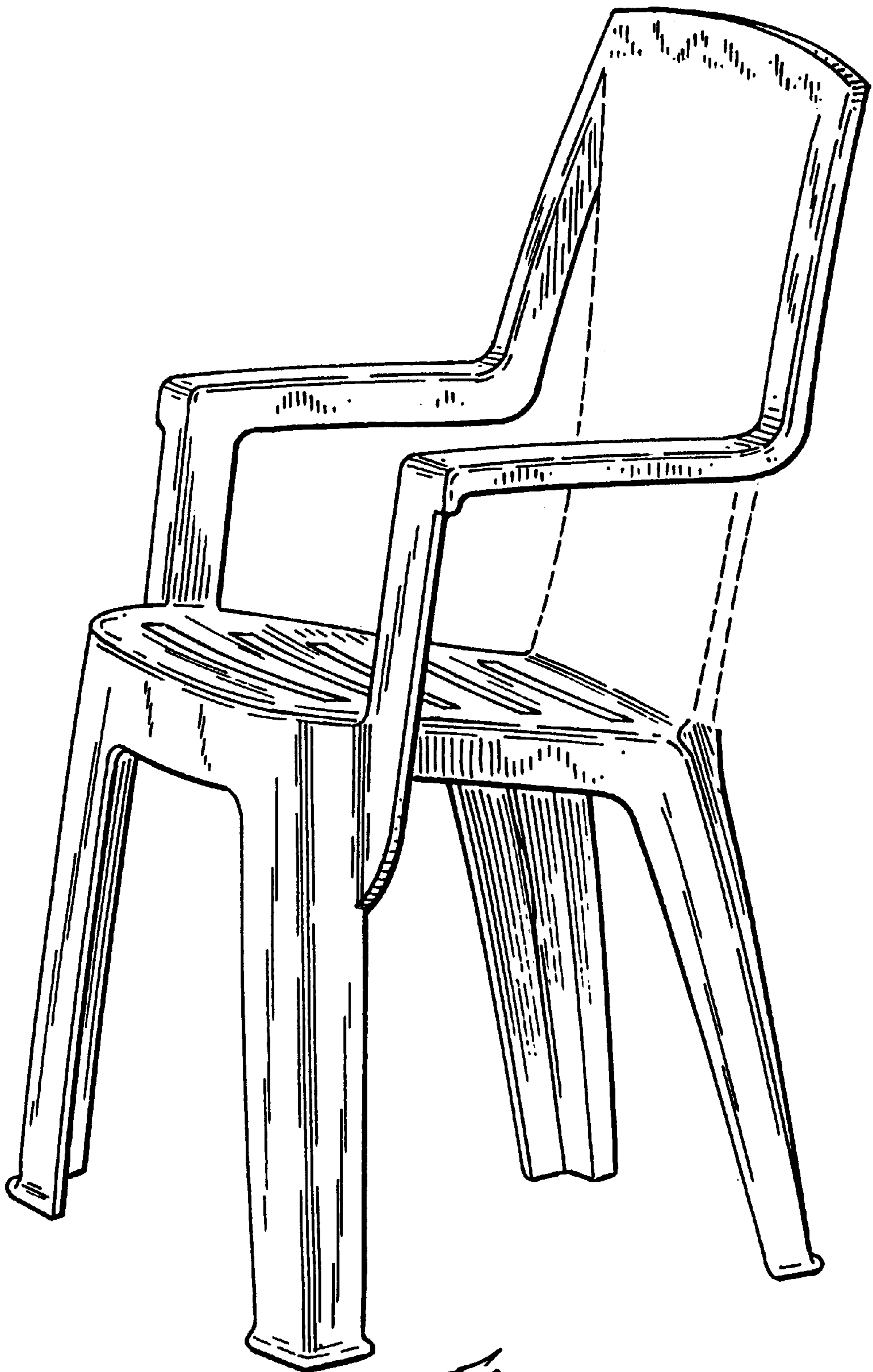


Fig. 1

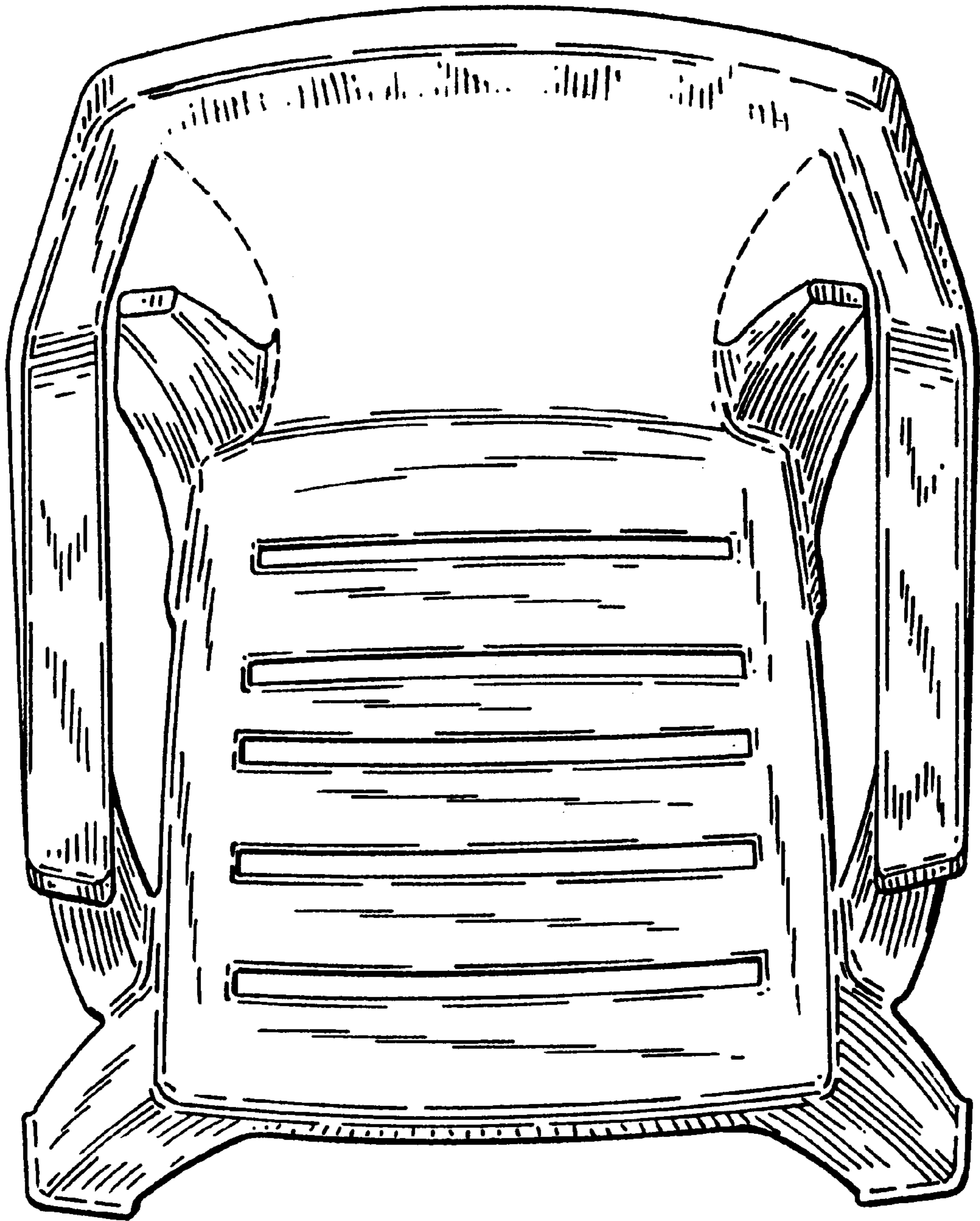


Fig. 2

Fig. 3

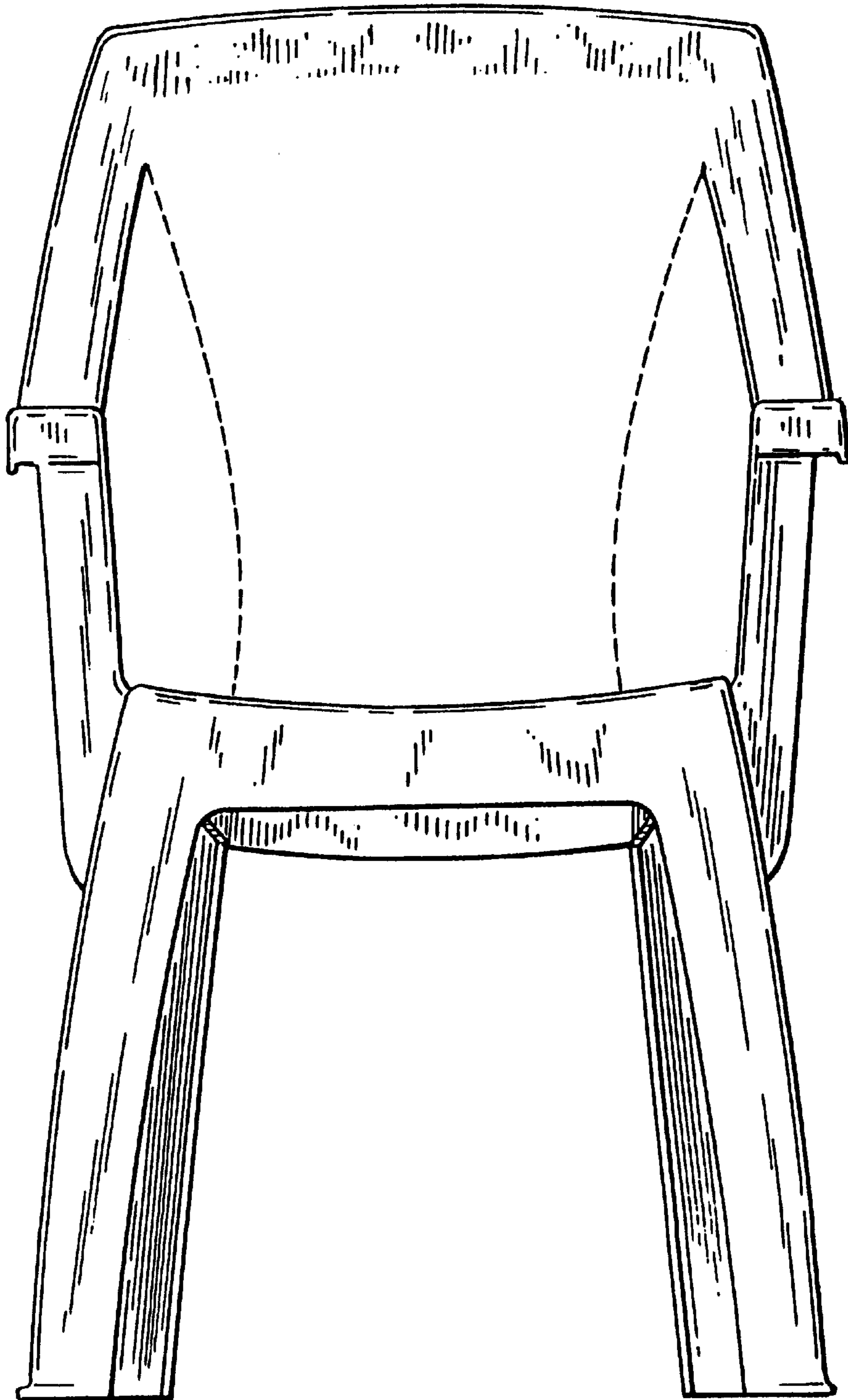


Fig. 4

