



US00D435726S

(12) **United States Design Patent**
Gomez

(10) **Patent No.:** **US D435,726 S**

(45) **Date of Patent:** **** Jan. 2, 2001**

(54) **CONTAINER**

(75) Inventor: **Paul C. M. Gomez**, Yonkers, NY (US)

(73) Assignee: **A Toy Bouquet, Inc.**, Yonkers, NY (US)

(**) Term: **14 Years**

(21) Appl. No.: **29/117,549**

(22) Filed: **Jan. 26, 2000**

(51) **LOC (7) Cl.** **03-01**

(52) **U.S. Cl.** **D3/276**

(58) **Field of Search** D3/265, 269, 272, D3/273, 276, 283, 286, 294, 315; 190/100, 108, 115; 206/315.1, 349, 372, 373

(56) **References Cited**

U.S. PATENT DOCUMENTS

- D. 320,372 * 10/1991 Alberts D3/905
- D. 333,037 * 2/1993 Dweck et al. D3/265
- D. 343,057 * 1/1994 Dickinson D3/269
- D. 382,708 * 8/1997 Canning D3/265

D. 389,645 * 1/1998 Ermini D3/276

* cited by examiner

Primary Examiner—Raphael Barkai

(74) *Attorney, Agent, or Firm*—Mark P. Stone

(57) **CLAIM**

The ornamental design for a “container”, as shown and described.

DESCRIPTION

FIG. 1 is a perspective view of the front side of a container showing my new design, the opposed rear side of the container being identical to the front side;

FIG. 2 is a perspective view of the right end of the container illustrated by FIG. 1;

FIG. 3 is a perspective view of the left end of the container illustrated by FIG. 1, the left of the container being identical to the right end of the container illustrated by FIG. 2;

FIG. 4 is a top plan view of the container illustrated by FIG. 1; and,

FIG. 5 is a perspective view of the bottom of the container illustrated in FIG. 1.

1 Claim, 1 Drawing Sheet

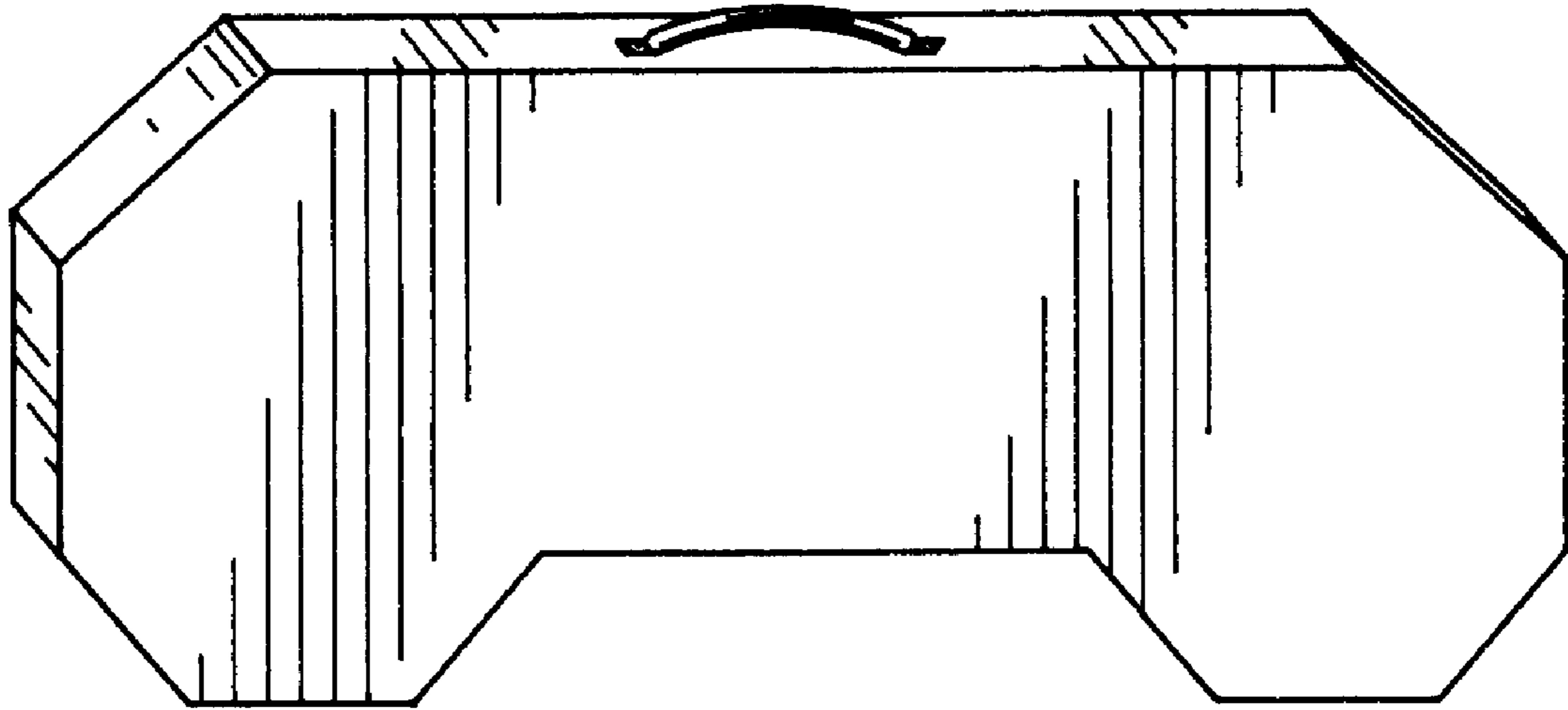




FIG. 4

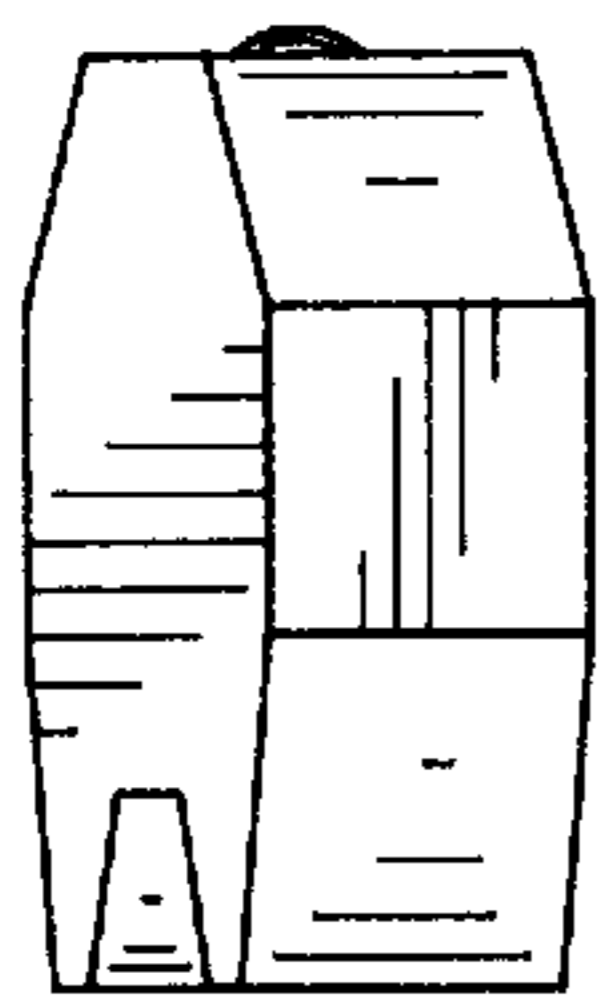


FIG. 3

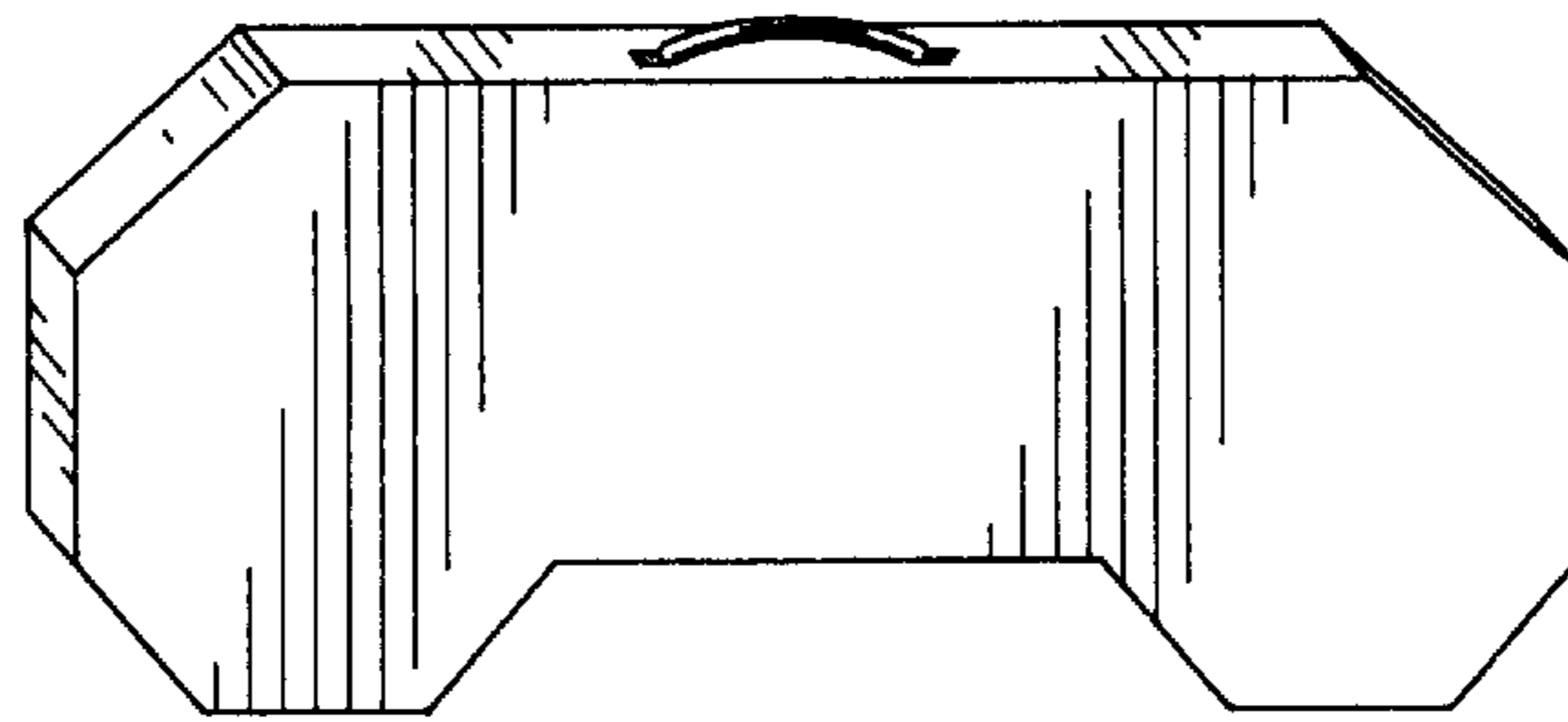


FIG. 1

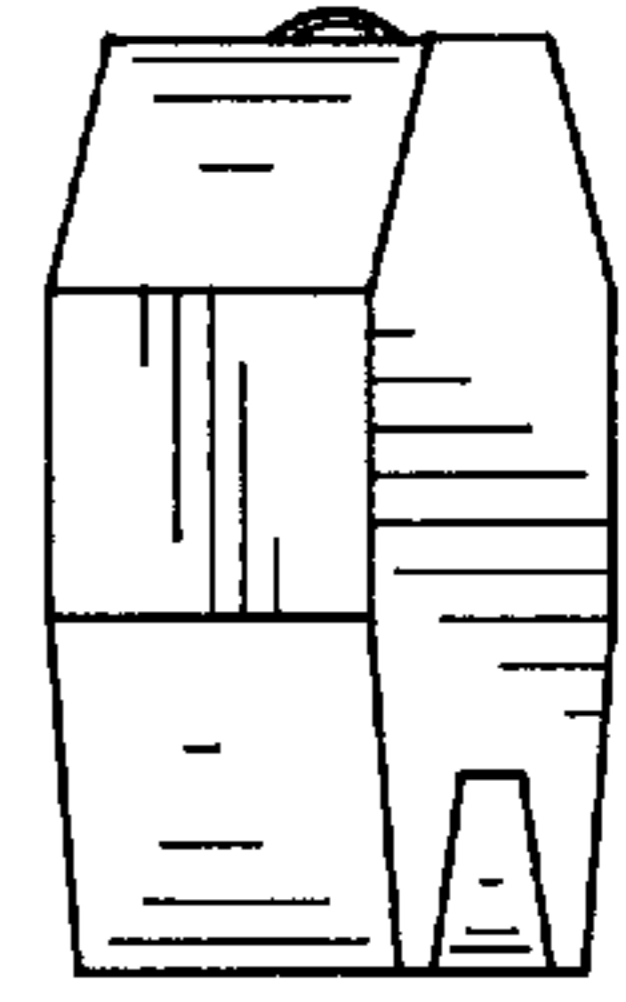


FIG. 2

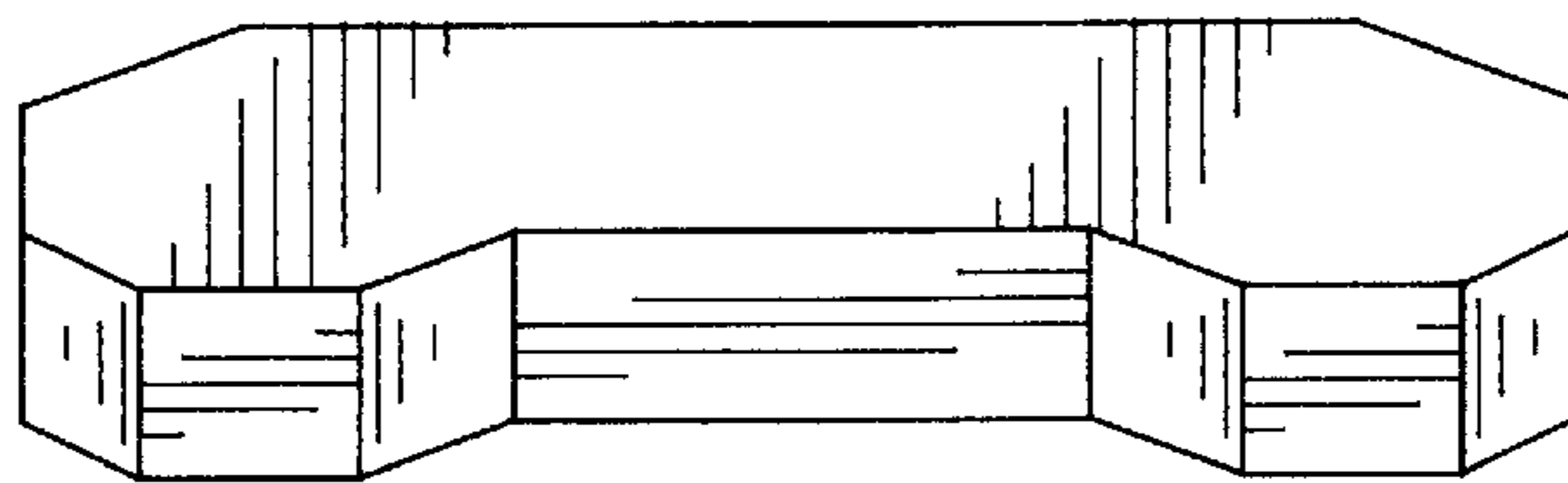


FIG. 5