



US00D435722S

(12) **United States Design Patent**
Pepping

(10) **Patent No.:** **US D435,722 S**

(45) **Date of Patent:** **** Jan. 2, 2001**

(54) **CELL PHONE HOLDER**

(74) *Attorney, Agent, or Firm*—Harold L. Jackson

(76) **Inventor:** **Dawn L. Pepping**, 682 Redwood La.,
San Dimas, CA (US) 91773

(**) **Term:** **14 Years**

(21) **Appl. No.:** **29/110,738**

(22) **Filed:** **Sep. 10, 1999**

(51) **LOC (7) Cl.** **03-01**

(52) **U.S. Cl.** **D3/218**

(58) **Field of Search** D3/218, 219, 215,
D3/228, 225, 230; 224/901, 904, 240, 241,
245; 206/5, 5.1, 6

(56) **References Cited**

U.S. PATENT DOCUMENTS

D. 322,719	*	12/1991	Jayez	D3/218
D. 368,800	*	4/1996	Shink	D3/218
D. 377,117	*	1/1997	Klassen	D3/218
D. 395,748	*	7/1998	Akutsu	D3/218
D. 410,773	*	6/1999	Case	D3/228
D. 412,059	*	7/1999	White et al.	D3/215

OTHER PUBLICATIONS

Mori Luggage & Gifts, Cellular Phone Case, p. 18, 1995.*

* cited by examiner

Primary Examiner—Louis S. Zarfes

Assistant Examiner—Catherine R. Oliver

(57) **CLAIM**

The ornamental design for a cell phone holder, as shown and described.

DESCRIPTION

FIG. 1 is a top plan view of the cell phone holder;

FIG. 2 is a bottom plan view of the cell phone holder;

FIG. 3 is a side elevational view (left side) of the cell phone holder;

FIG. 4 is a front elevational view of the cell phone holder;

FIG. 5 is a side elevational view (right side) of the cell phone holder; and,

FIG. 6 is a rear elevational view of the cell phone holder.

The broken line showing of environment in FIG. 3 is for illustrative purposes only and forms no part of the claimed design.

1 Claim, 1 Drawing Sheet

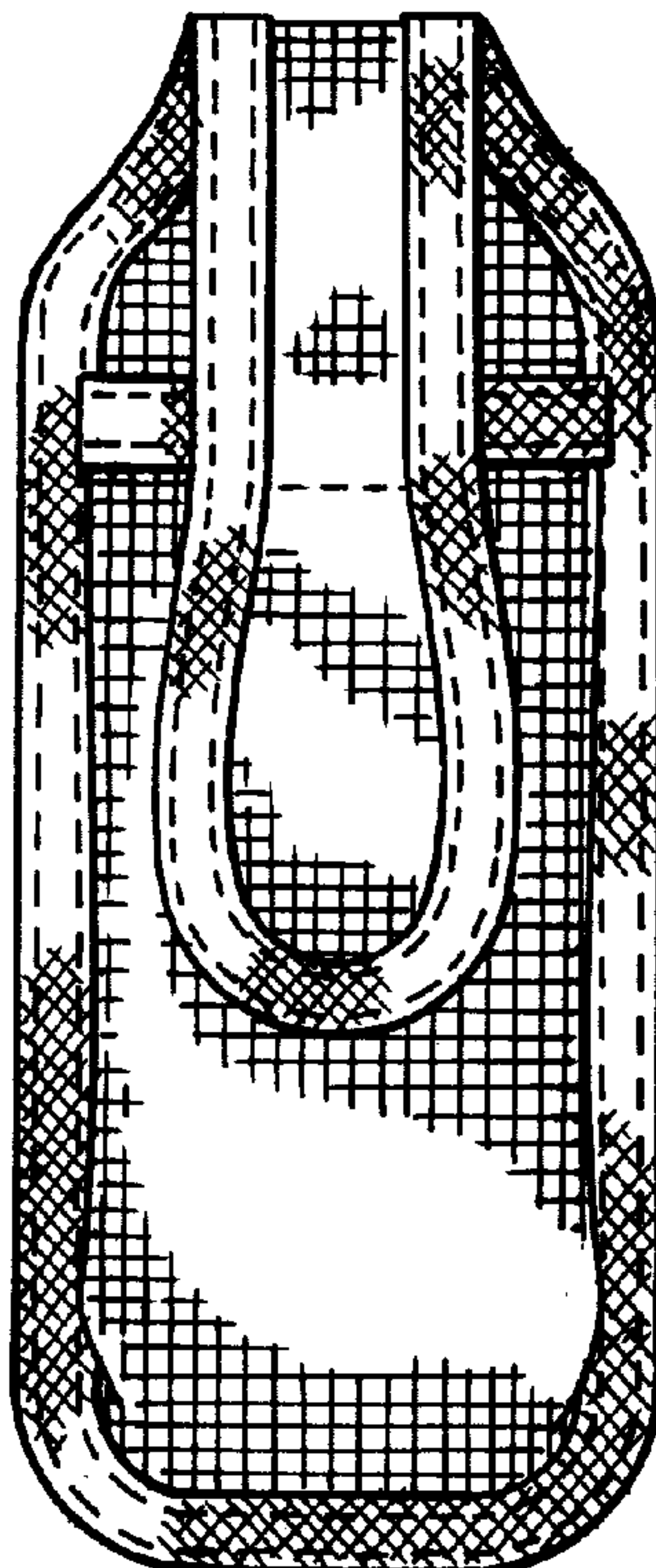


FIG. 1

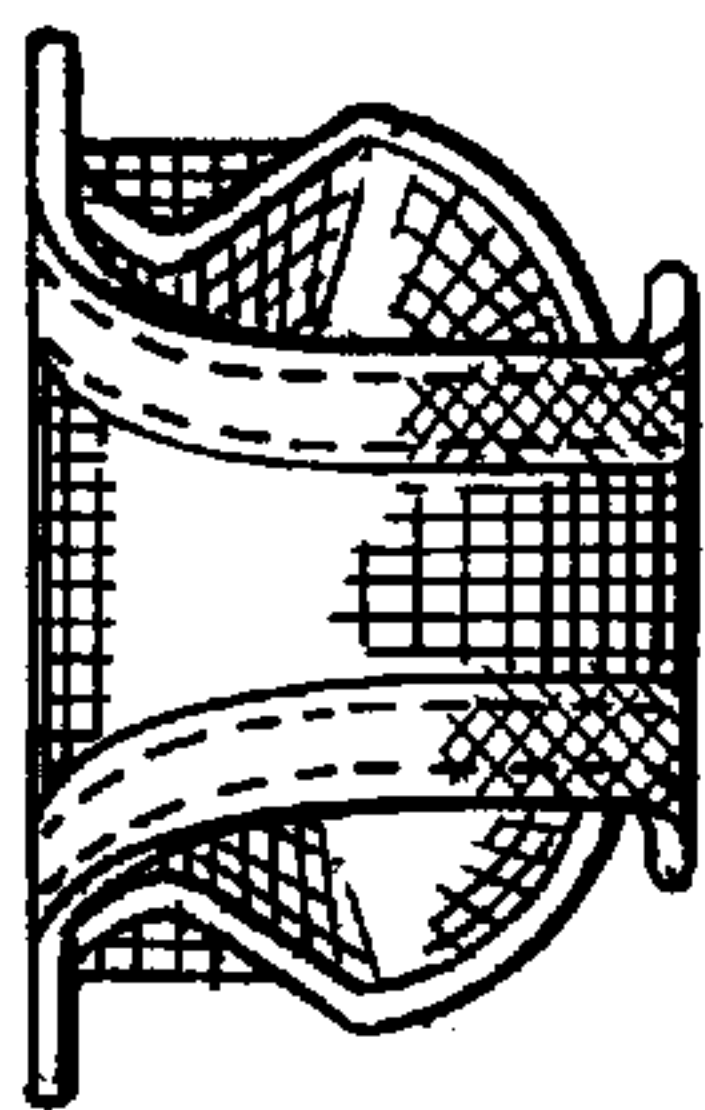


FIG. 2

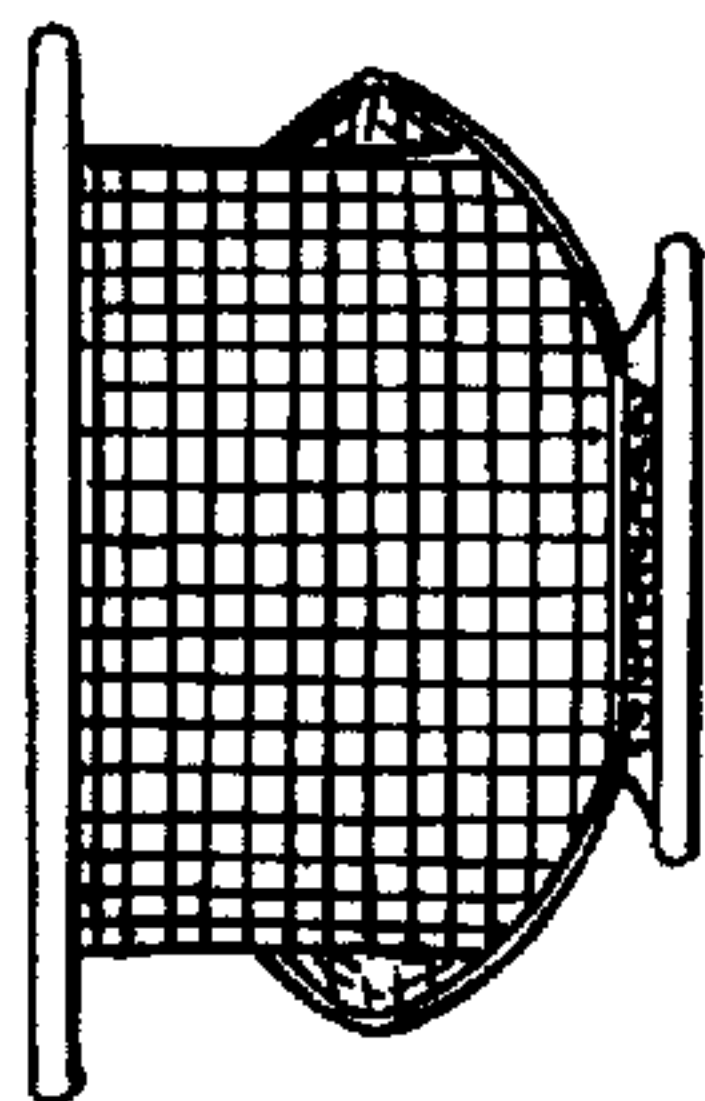


FIG. 3




FIG. 4

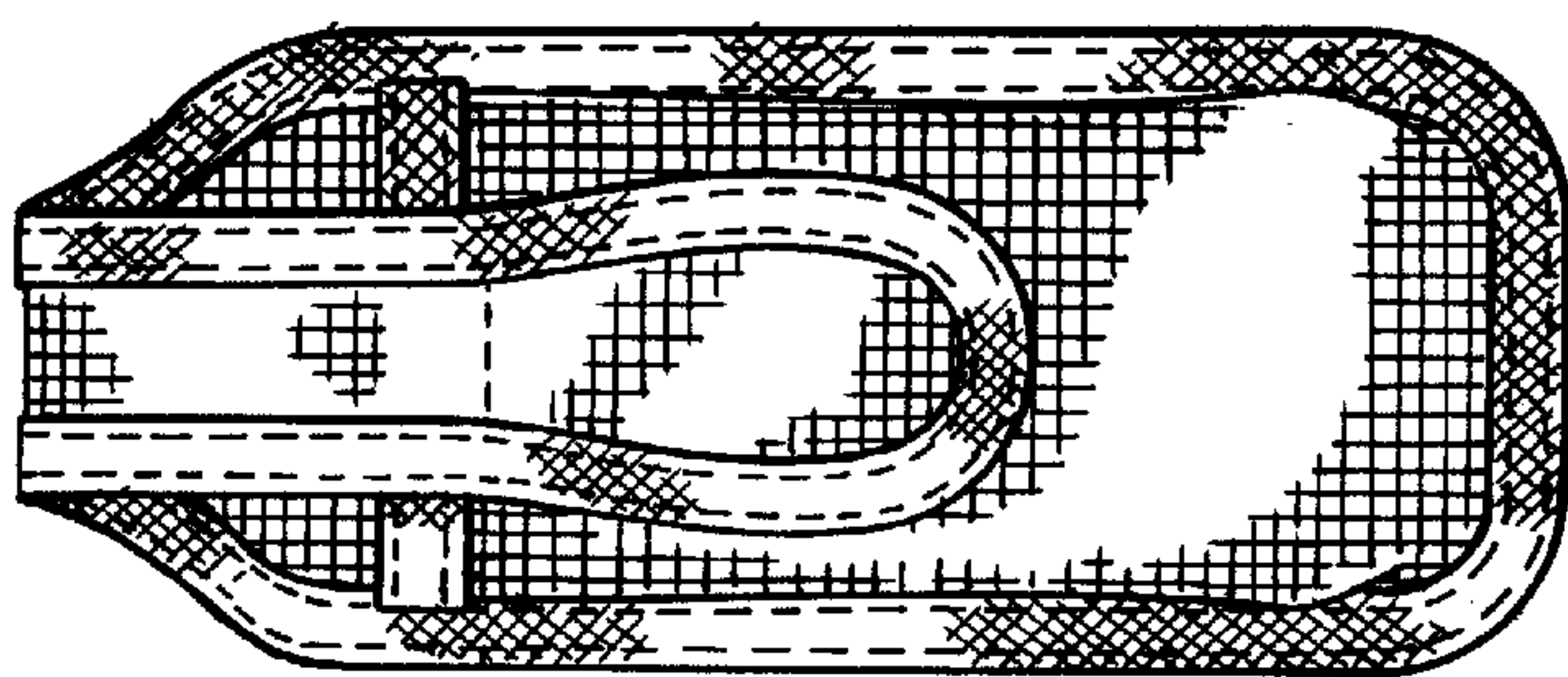


FIG. 5

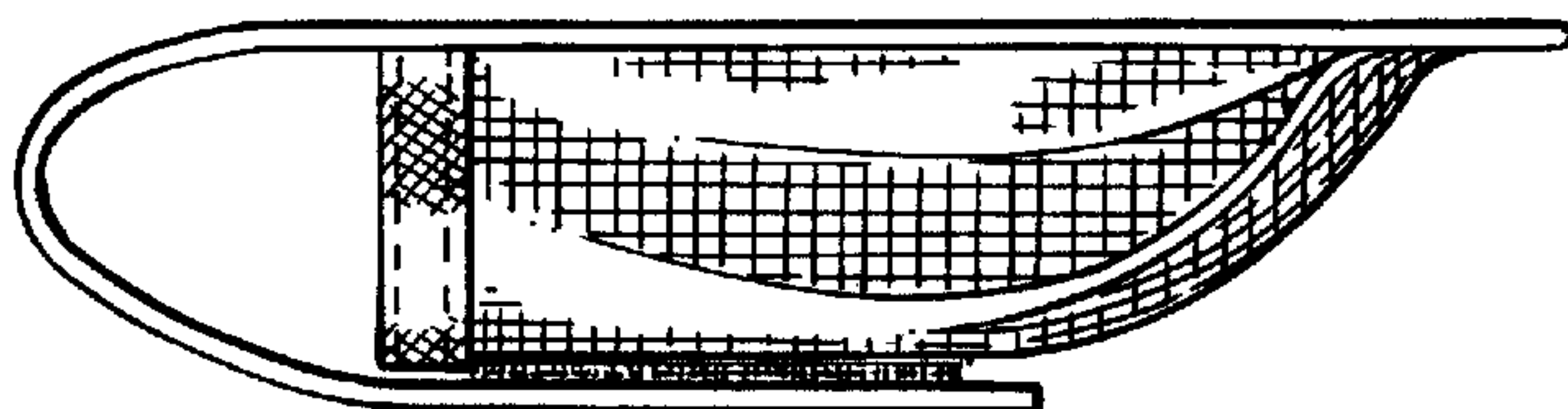


FIG. 6

