



US00D435721S

(12) **United States Design Patent**  
**Lukach**

(10) **Patent No.:** **US D435,721 S**

(45) **Date of Patent:** **\*\* Jan. 2, 2001**

(54) **BADGE AND KEY WEARABLE ACCESSORY**

(76) Inventor: **Carol A. Lukach**, 7053 Catalonia Ave.,  
Jax, FL (US) 32217

(\*\*) Term: **14 Years**

(21) Appl. No.: **29/116,762**

(22) Filed: **Jan. 10, 2000**

**Related U.S. Application Data**

(62) Division of application No. 29/094,159, filed on Sep. 28,  
1998.

(51) **LOC (7) Cl.** ..... **03-01**

(52) **U.S. Cl.** ..... **D3/215; D3/207**

(58) **Field of Search** ..... D3/207-211, 215;  
24/3.6, 313, 116 A, 299; 207/456 R; D11/3,  
4; 294/3.6; D30/151, 153, 152; 119/792,  
771, 784

(56) **References Cited**

**U.S. PATENT DOCUMENTS**

D. 292,543 \* 11/1987 Smith ..... D3/215

D. 293,043 \* 12/1987 Zamboni ..... D30/153

D. 360,711 \* 7/1995 O'Neill ..... D30/151

2,600,232 \* 6/1952 Feid ..... D11/4

\* cited by examiner

*Primary Examiner*—Ralf Seifert

(74) *Attorney, Agent, or Firm*—Arthur G. Yeager

(57) **CLAIM**

The ornamental design of a badge and key wearable acces-  
sory, as shown.

**DESCRIPTION**

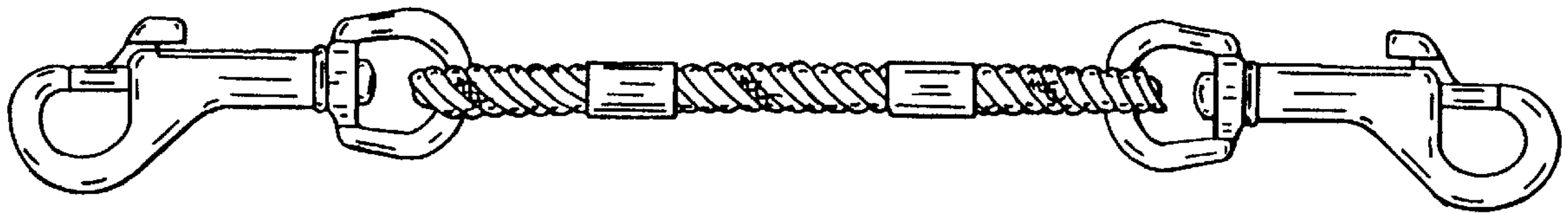
FIG. 1 is a top plan view of a badge and key wearable  
accessory showing my new design, the bottom plan view  
being a mirror image;

FIG. 2 is a front elevational view;

FIG. 3 is a rear elevational view; and,

FIG. 4 is an enlarged right side elevational view, the left side  
being a mirror image.

**1 Claim, 1 Drawing Sheet**






FIG. 1



FIG. 2



FIG. 3

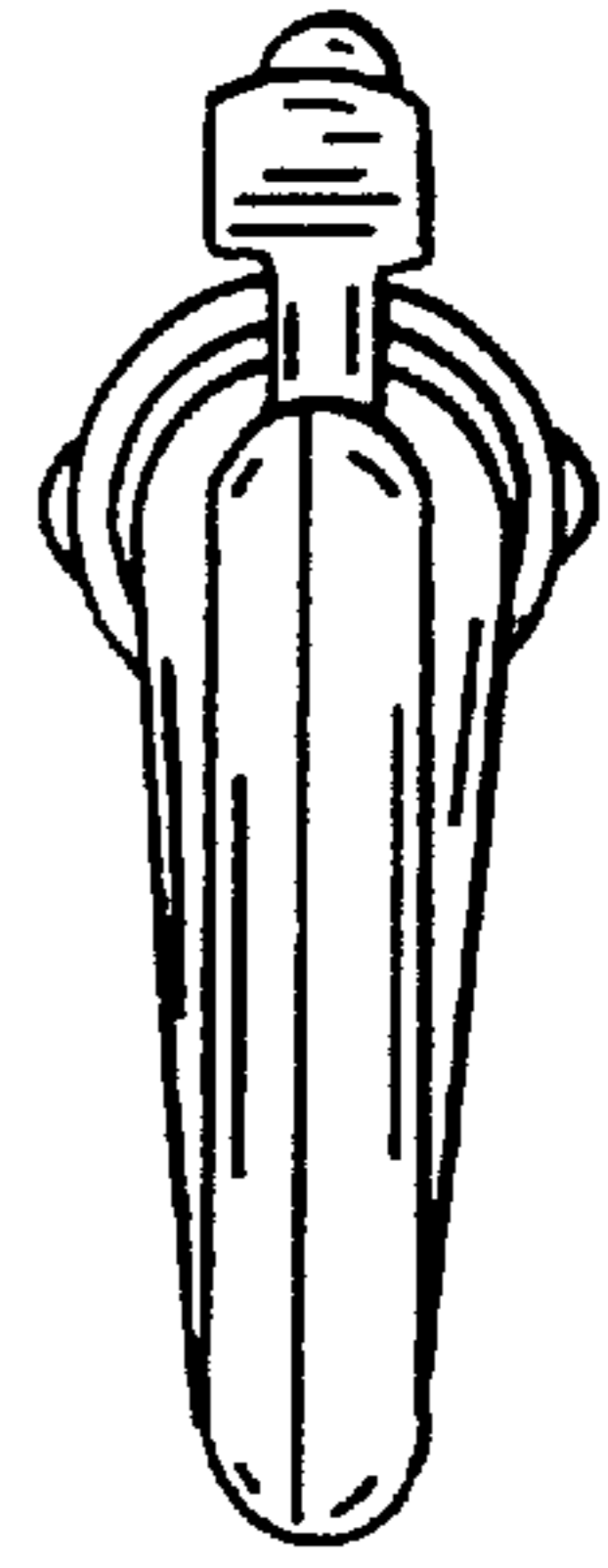


FIG. 4