



US00D435718S

(12) **United States Design Patent**  
**Laberge**

(10) **Patent No.:** **US D435,718 S**

(45) **Date of Patent:** **\*\* Jan. 2, 2001**

- (54) **COMPONENTS OF FOOTWEAR**
- (75) Inventor: **Martin Laberge**, Boulder, CO (US)
- (73) Assignee: **Salomon S.A.**, Metz-Tessy (FR)
- (\*\*) Term: **14 Years**
- (21) Appl. No.: **29/125,629**
- (22) Filed: **Jun. 28, 2000**

D. 404,899	2/1999	Wright	.....	D2/960	
D. 410,966	6/1999	Cretinon	.....	D2/960	
D. 411,247	*	6/1999	Lavertue et al.	.....	D2/972
D. 413,427	9/1999	Fellouhe	.....	D2/969	
D. 414,023	9/1999	Cretinon et al.	.....	D2/957	
D. 414,922	10/1999	Wright	.....	D2/960	
D. 415,875	11/1999	Falguere	.....	D2/904	
D. 426,949	6/2000	Barret	.....	D2/970	
2,722,756	11/1955	Ecclesine	.....	36/59 C	

**Related U.S. Application Data**

- (62) Division of application No. 29/107,356, filed on Jul. 7, 1999.
- (51) **LOC (7) Cl.** ..... **02-99**
- (52) **U.S. Cl.** ..... **D2/972**
- (58) **Field of Search** ..... D2/896, 902, 907,  
D2/943, 944, 969-973; 36/45, 50.1, 51,  
77 M, 77 R, 83, 88, 89, 113, 114, 126-130

\* cited by examiner

*Primary Examiner*—Dominic Simone  
(74) *Attorney, Agent, or Firm*—Greenblum & Bernstein, P.L.C.

(56) **References Cited**

**U.S. PATENT DOCUMENTS**

D. 146,505	3/1947	Kavenagh	.....	36/59 C	
D. 234,014	12/1974	Traver	.....	D2/959	
D. 379,862	6/1997	Morgan	.....	D2/953	
D. 383,893	9/1997	Leick	.....	D2/959	
D. 385,987	11/1997	Bramani	.....	D2/959	
D. 398,760	*	9/1998	Rask	.....	D2/972
D. 401,755	12/1998	Zinovieff	.....	D2/972	
D. 402,095	12/1998	Cretinon	.....	D2/957	

(57) **CLAIM**

I claim the ornamental design for components of footwear, as shown and described.

**DESCRIPTION**

FIG. 1 is a left side elevation view of the upper, showing my new design;  
 FIG. 2 is a perspective view of the upper from the left front thereof;  
 FIG. 3 is a right side elevation view of the upper;  
 FIG. 4 is a front end view of the upper; and,  
 FIG. 5 is a rear end view thereof.  
 The broken lines shown in FIGS. 1-5 are for illustrative purposes only and form no part of the claimed design.

**1 Claim, 1 Drawing Sheet**



FIG. 1



FIG. 2




FIG. 3

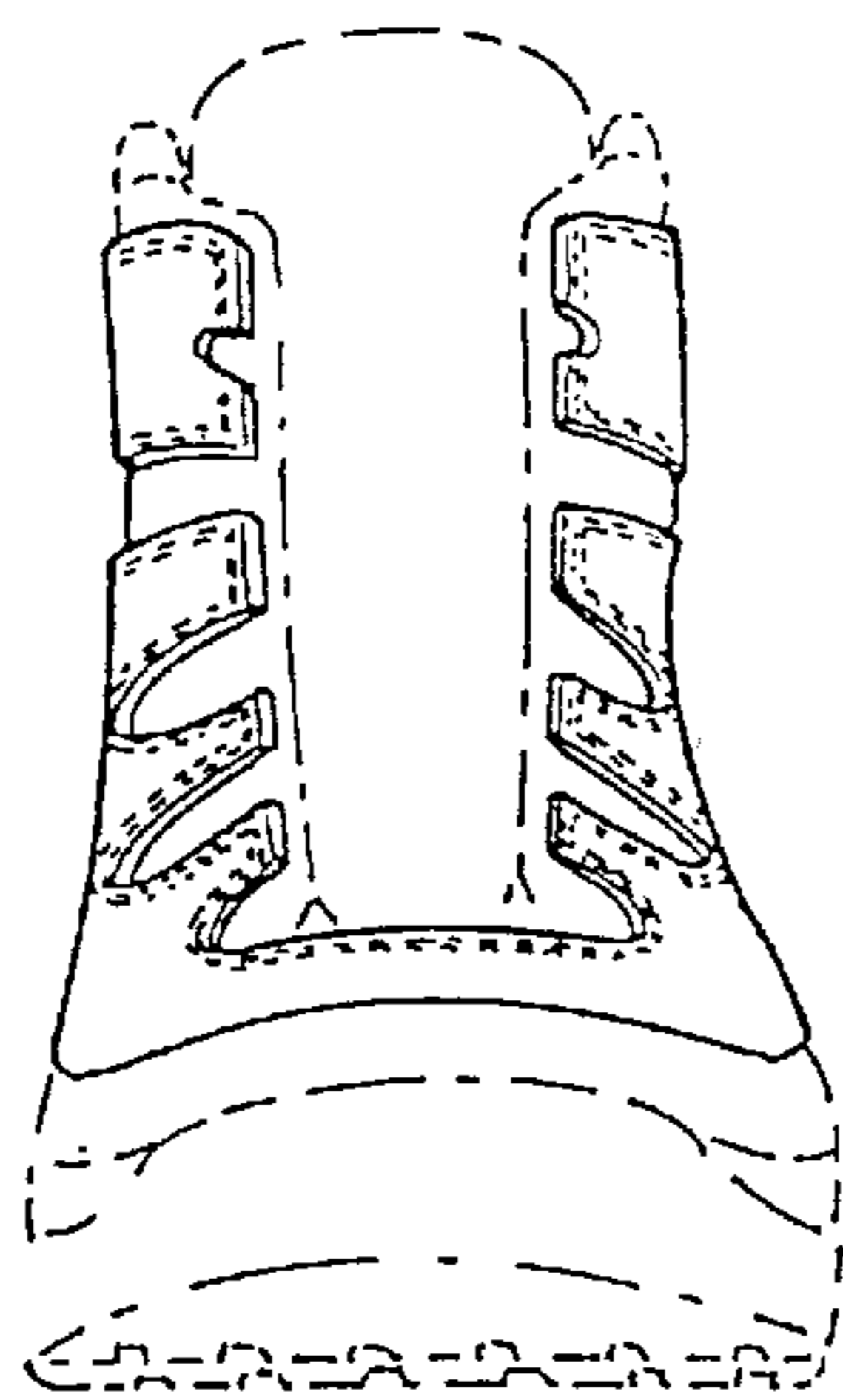


FIG. 4

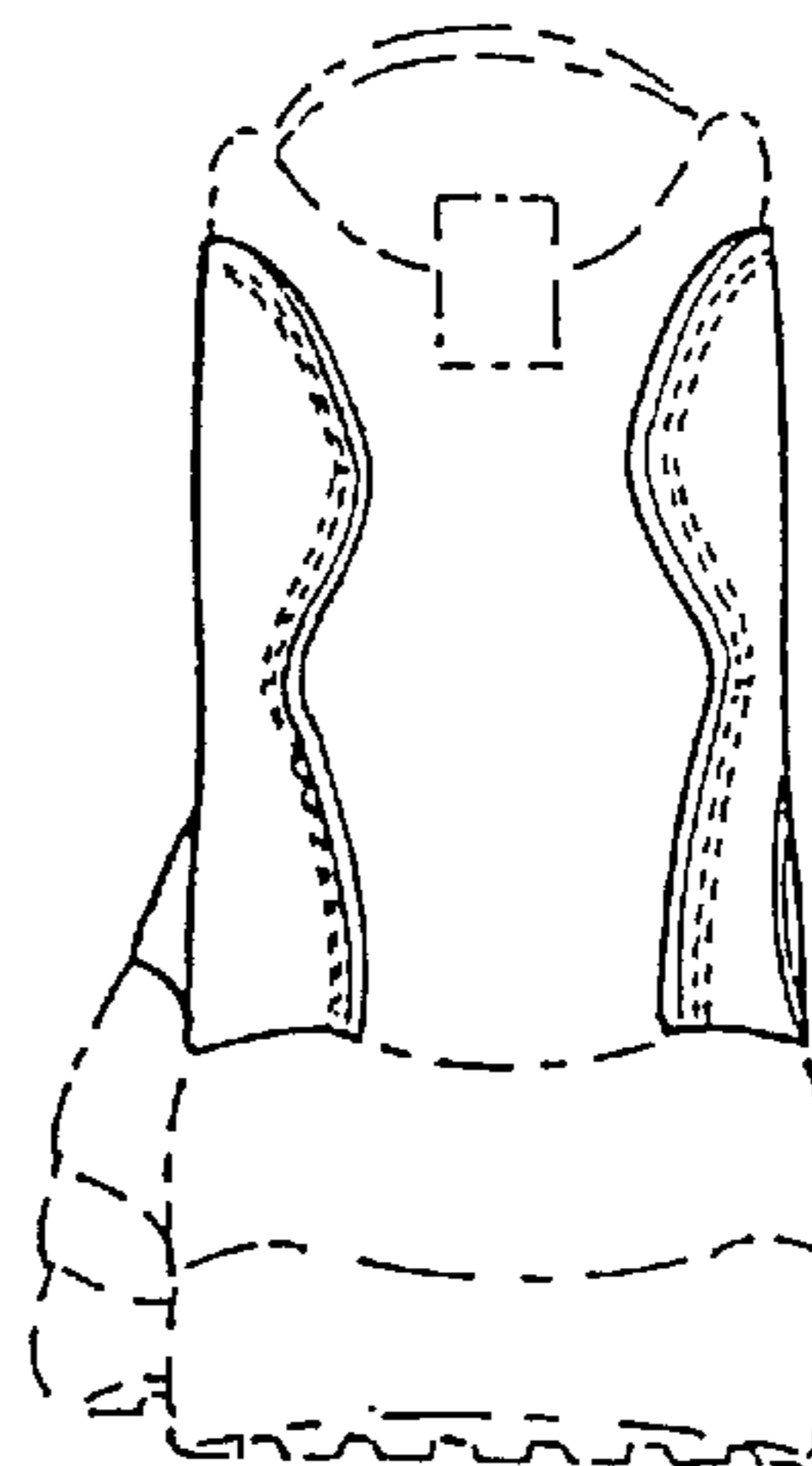


FIG. 5