



US00D435709S

United States Patent [19]

Paterson et al.

[11] Patent Number: **Des. 435,709**

[45] Date of Patent: **** Dec. 26, 2000**

[54] **HANDLE FOR FLOOR CARE APPARATUS**

[75] Inventors: **Chris M. Paterson**, Long Beach, Miss.;
Javier Verdura, Milford, Conn.

[73] Assignee: **Oreck Holdings, LLC**, Cheyenne,
Wyo.

[**] Term: **14 Years**

[21] Appl. No.: **29/116,370**

[22] Filed: **Dec. 30, 1999**

[51] **LOC (7) Cl.** **15-05**

[52] **U.S. Cl.** **D32/34**

[58] **Field of Search** D32/21-22, 25,
D32/31, 34; D8/300, 302-303, 307, 310,
69, 61-62, 70; 15/329, 410-411, 350, 351,
143.1, 361; D4/138; D3/5, 7, 9, 12; 16/125,
110 R, DIG. 12, DIG. 19, DIG. 41; D34/27,
15, 23, 24

[56] **References Cited**

U.S. PATENT DOCUMENTS

D. 218,550	9/1970	Friedman	D8/307
D. 238,849	2/1976	Jones	D7/165
D. 287,894	1/1987	Watkins et al.	D32/22
D. 294,988	3/1988	Goodrich	D32/34
D. 296,486	6/1988	Staubitz et al.	D32/22
D. 305,373	1/1990	Yamamoto et al.	D32/22
D. 309,806	8/1990	Chieda et al.	D32/22
D. 315,623	3/1991	Bartasevich et al.	D32/18
D. 345,830	4/1994	Furcron et al.	D32/22
D. 346,468	4/1994	Dusinberre et al.	D32/22
D. 347,504	5/1994	Furcron et al.	D32/33
D. 364,014	11/1995	Langeland et al.	D32/34
D. 396,919	8/1998	Henderson	D34/15
D. 398,723	9/1998	Diebel	D32/22
D. 399,615	10/1998	Hajjar et al.	D32/22

D. 403,480	12/1998	Diebel	D32/22
D. 405,569	2/1999	Rowley et al.	D32/25
D. 424,261	5/2000	Embree et al.	D32/34
D. 426,038	5/2000	Essex et al.	D32/34
D. 426,357	6/2000	Tsuruha et al.	D32/22
4,559,665	12/1985	Fitzwater	15/339
5,016,315	5/1991	Bledsoe et al.	15/410
5,651,581	7/1997	Myers et al.	297/183.6
5,839,160	11/1998	Wang et al.	15/390
5,887,315	3/1999	Rogers	16/110 R

OTHER PUBLICATIONS

Oreck Product Brochure, "Nothing Gets By an Oreck Celoc® Hypo-Allergenic 8 Lb. Hotel Upright," 1 page (Jun., 1985).

1997 Oreck Product Catalog, "Oreck. Simply Amazing," pp. 1-3.

Primary Examiner—Ruth McInroy

Attorney, Agent, or Firm—Dorsey & Whitney LLP

[57] **CLAIM**

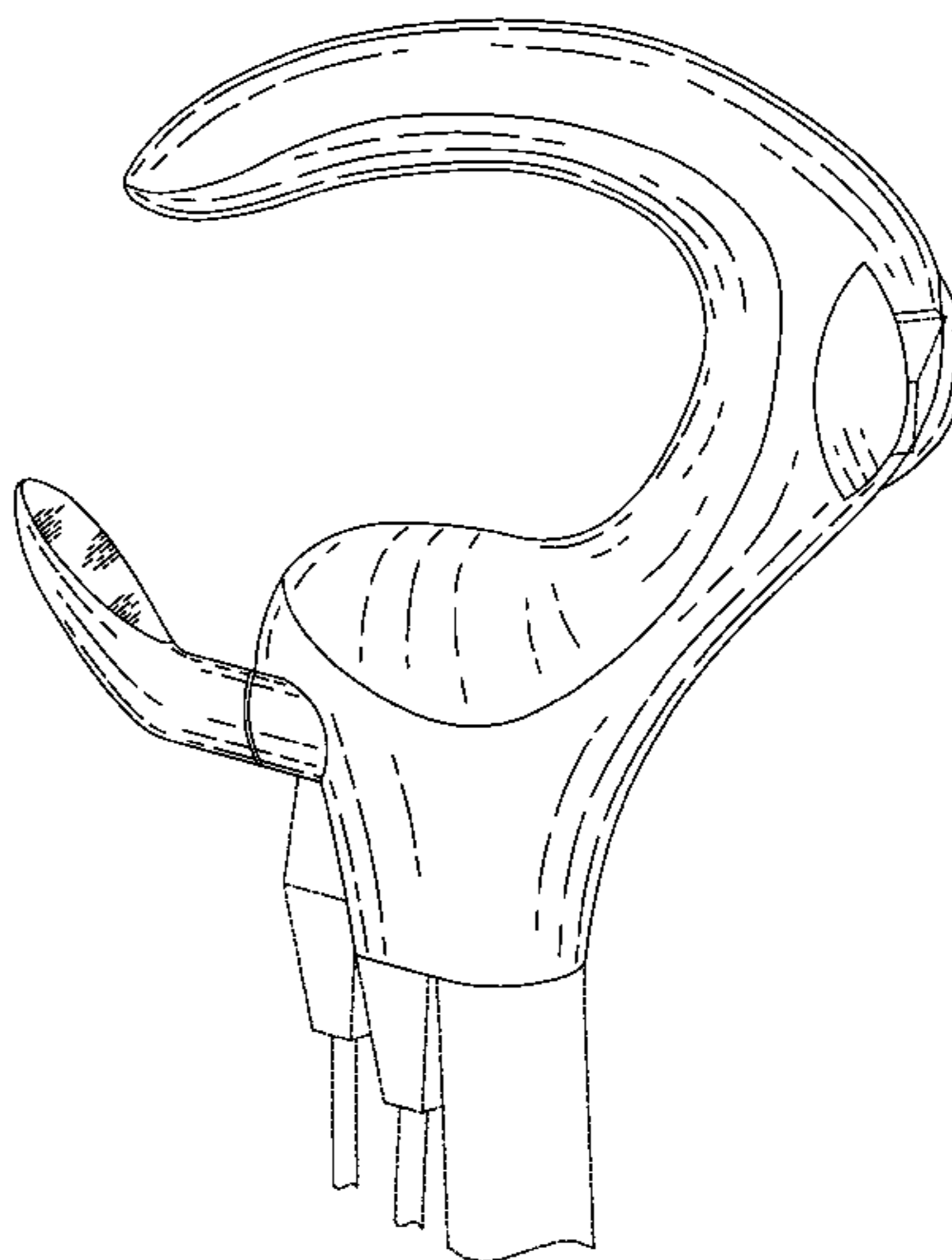
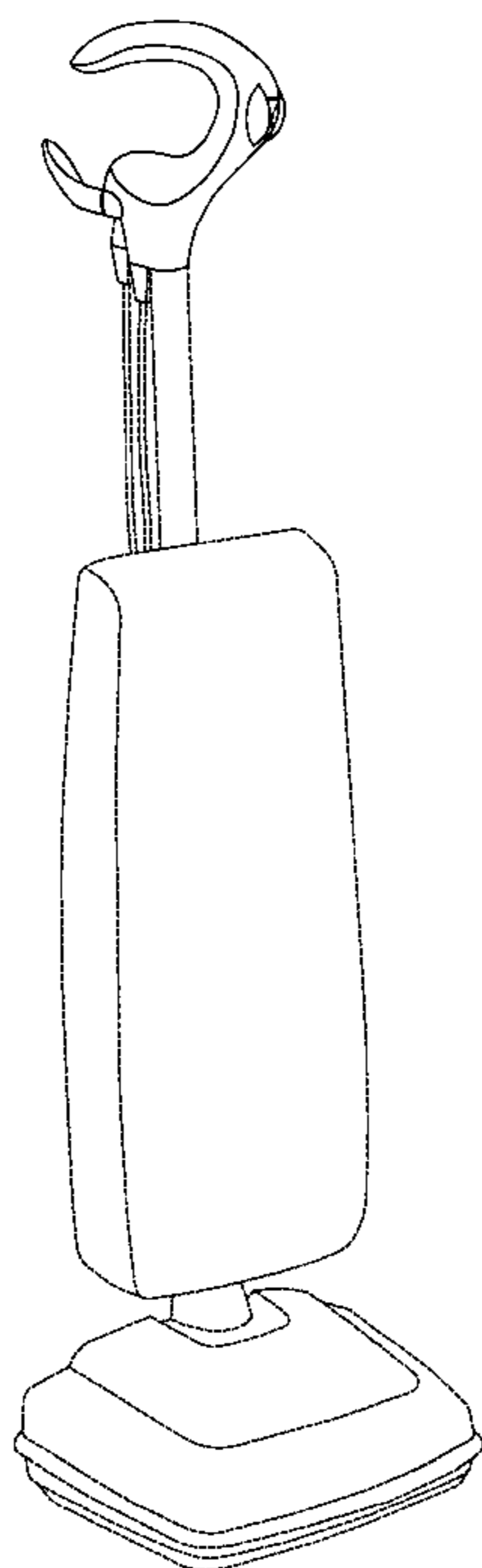
The ornamental design for a handle for floor care apparatus, as shown and described.

DESCRIPTION

FIG. 1 is a front isometric view of a handle for floor care apparatus showing our new design; FIG. 2 is an enlarged front, left isometric view thereof; FIG. 3 is an enlarged left side elevational view thereof; FIG. 4 is an enlarged front elevational view thereof; FIG. 5 is an enlarged rear elevational view thereof; FIG. 6 is an enlarged top plan view thereof; and, FIG. 7 is an enlarged bottom plan view thereof.

The details shown in broken lines in all views are for illustrative purposes only and form no part of the claimed design.

1 Claim, 5 Drawing Sheets



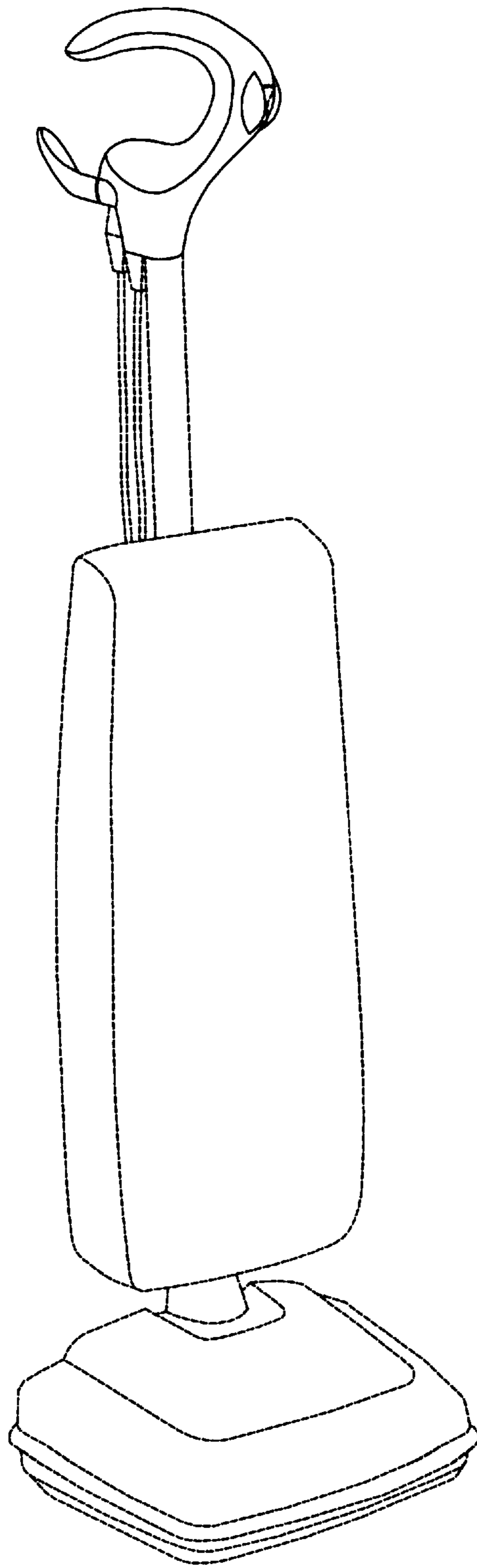


Fig. 1

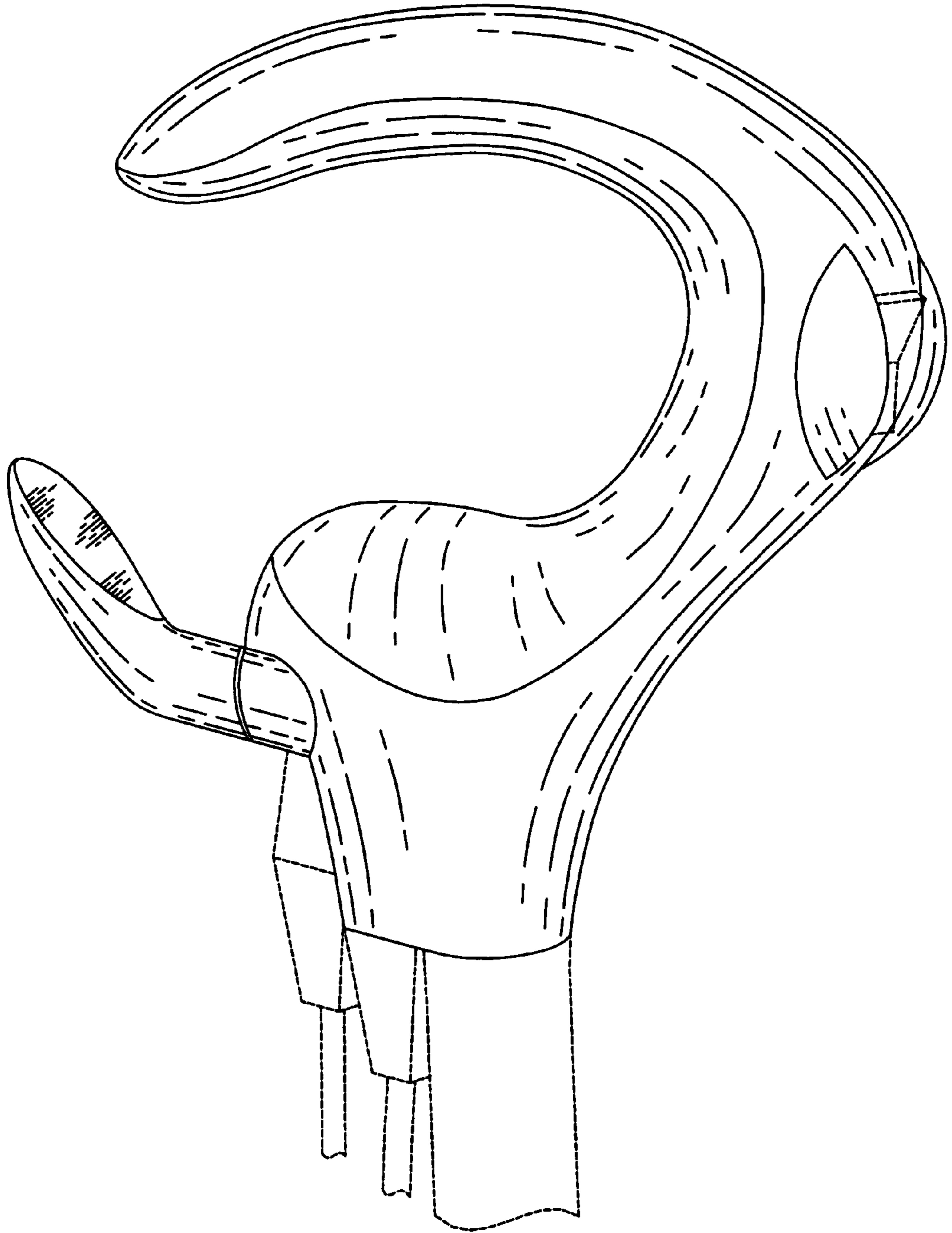


Fig. 2

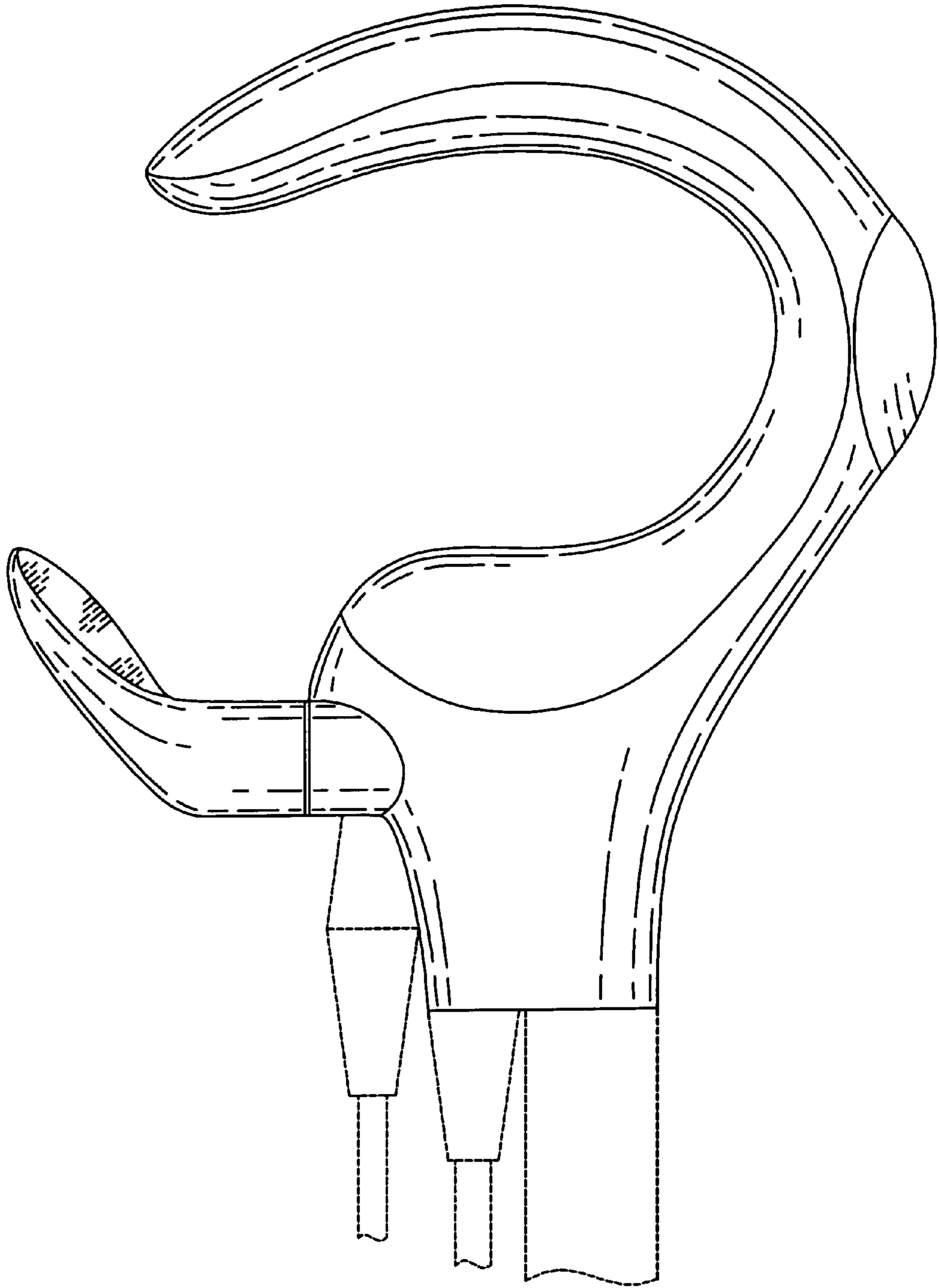


Fig. 3




Fig. 4




Fig. 5




Fig. 6

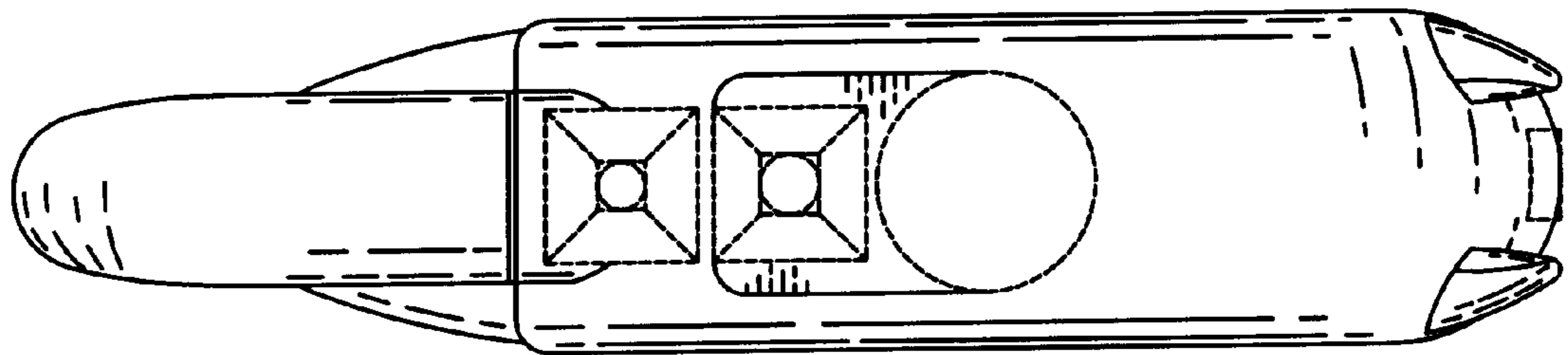


Fig. 7