



US00D435703S

United States Patent [19]

[11] Patent Number: Des. 435,703

Coudare et al.

[45] Date of Patent: ** Dec. 26, 2000

[54] MULTI-LEVEL CAT SCRATCHING POST

[76] Inventors: **Darren J. Coudare; Andrew M. Wright**, both of 9106 4th Pl. SE., Everett, Wash. 98208-1920

[**] Term: **14 Years**

[21] Appl. No.: **29/078,152**

[22] Filed: **Oct. 20, 1997**

[51] LOC (7) Cl. **30-02**

[52] U.S. Cl. **D30/114; D30/108; D30/118**

[58] Field of Search D30/118, 119, D30/108, 109, 114, 160, 161, 110-112, 115-116; 119/161-171, 452-453, 455, 459, 462, 467

D. 366,686	1/1996	Ziegler, Jr.	D30/108
D. 369,885	5/1996	Zeiler	D30/118
D. 370,093	5/1996	DeLuca	D30/160
D. 397,832	9/1998	Allen	D30/108
D. 406,678	3/1999	Rittenhouse	D30/108
D. 422,754	4/2000	Kolozsvari et al.	D30/118
3,683,857	8/1972	Yellin	119/461
5,010,848	4/1991	Rankin	119/461
5,377,619	1/1995	Katz	119/461
5,511,512	4/1996	Pintavalli et al.	119/468
5,577,465	11/1996	Cook	119/498

Primary Examiner—Cathy Anne MacCormac
Attorney, Agent, or Firm—Todd N. Hathaway

[57] CLAIM

The ornamental design for a multi-level cat scratching post, as shown and described.

DESCRIPTION

FIG. 1 is a front perspective view of a multi-level cat scratching post showing our new design; FIG. 2 is an elevational view of a first side thereof, the elevational views of the other three sides being substantially identical that appearing in FIG. 2; FIG. 3 is a top plan view thereof; and, FIG. 4 is a bottom plan thereof.

[56] References Cited

U.S. PATENT DOCUMENTS

D. 53,157	4/1919	Syrocki	119/467
D. 233,844	12/1974	Tucker	D30/160
D. 261,186	10/1981	Michalski	D30/160
D. 309,047	7/1990	Small	D30/114
D. 349,590	8/1994	Berger	D30/108
D. 360,494	7/1995	Therriault	D30/118
D. 364,489	11/1995	Cook	D30/108

1 Claim, 3 Drawing Sheets

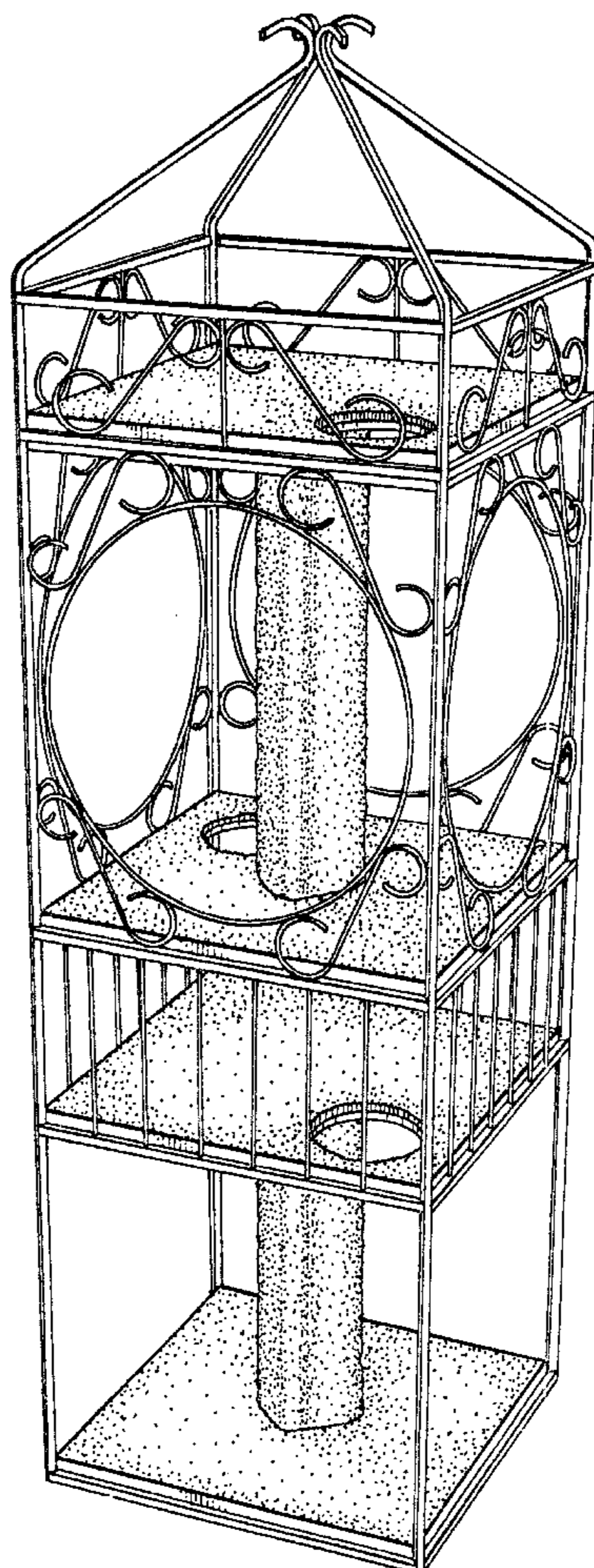


FIG. 1

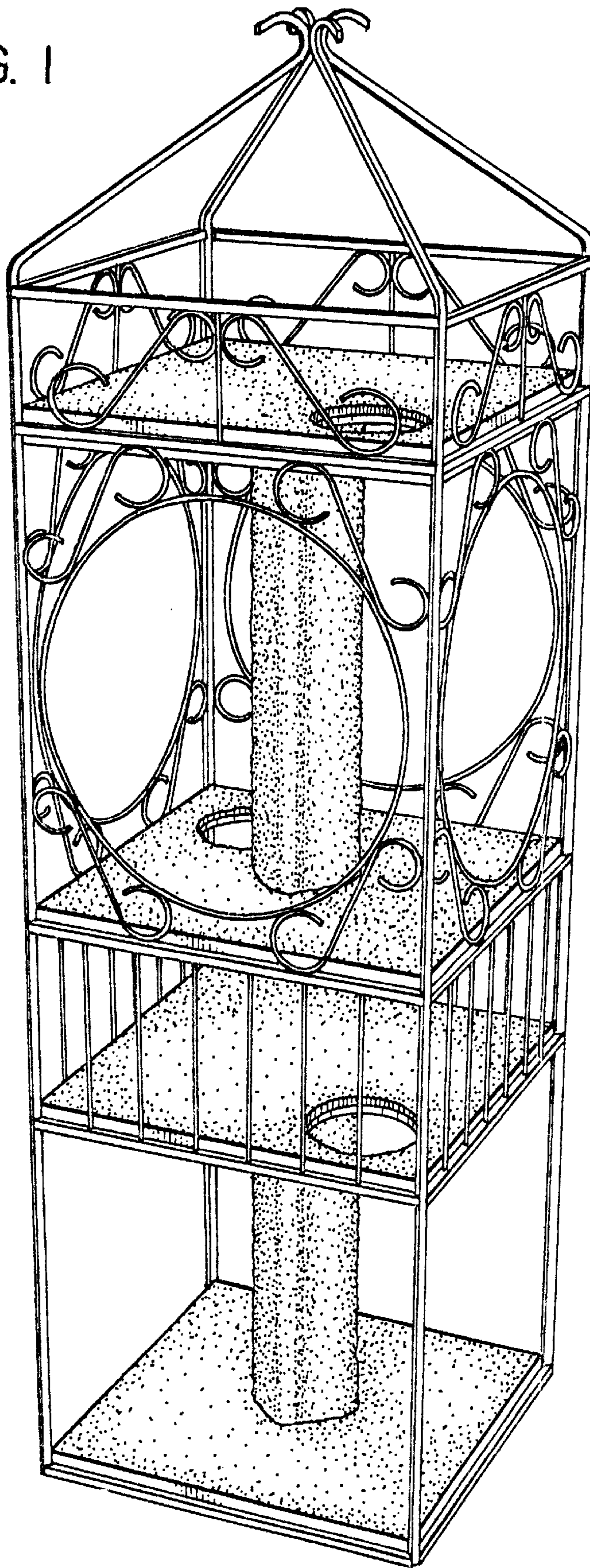


FIG. 2

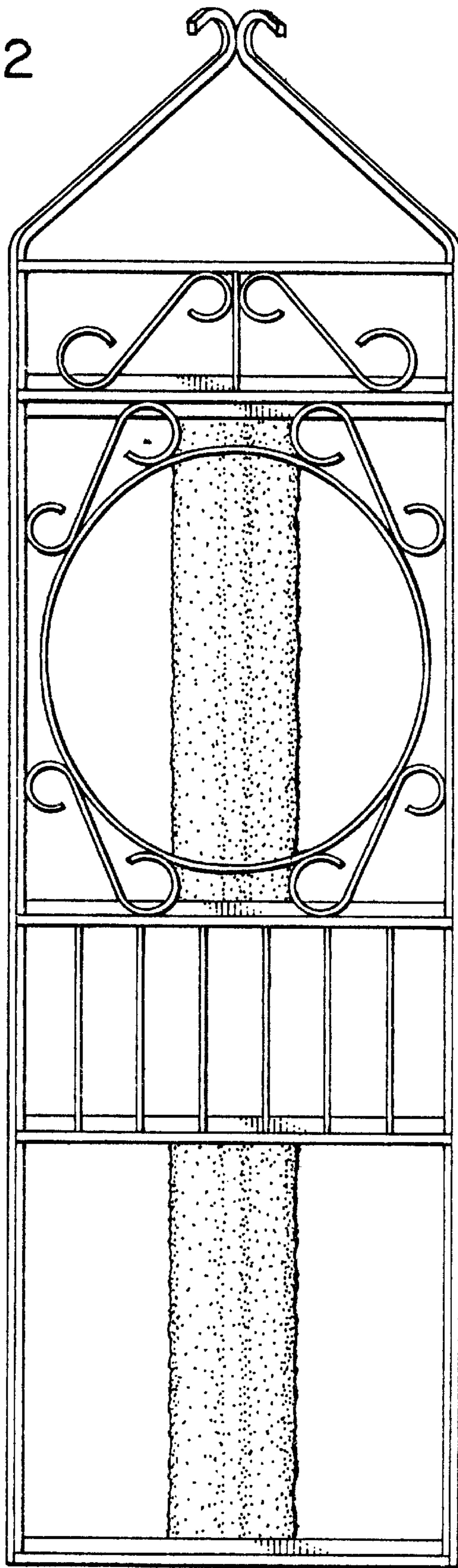


FIG. 3

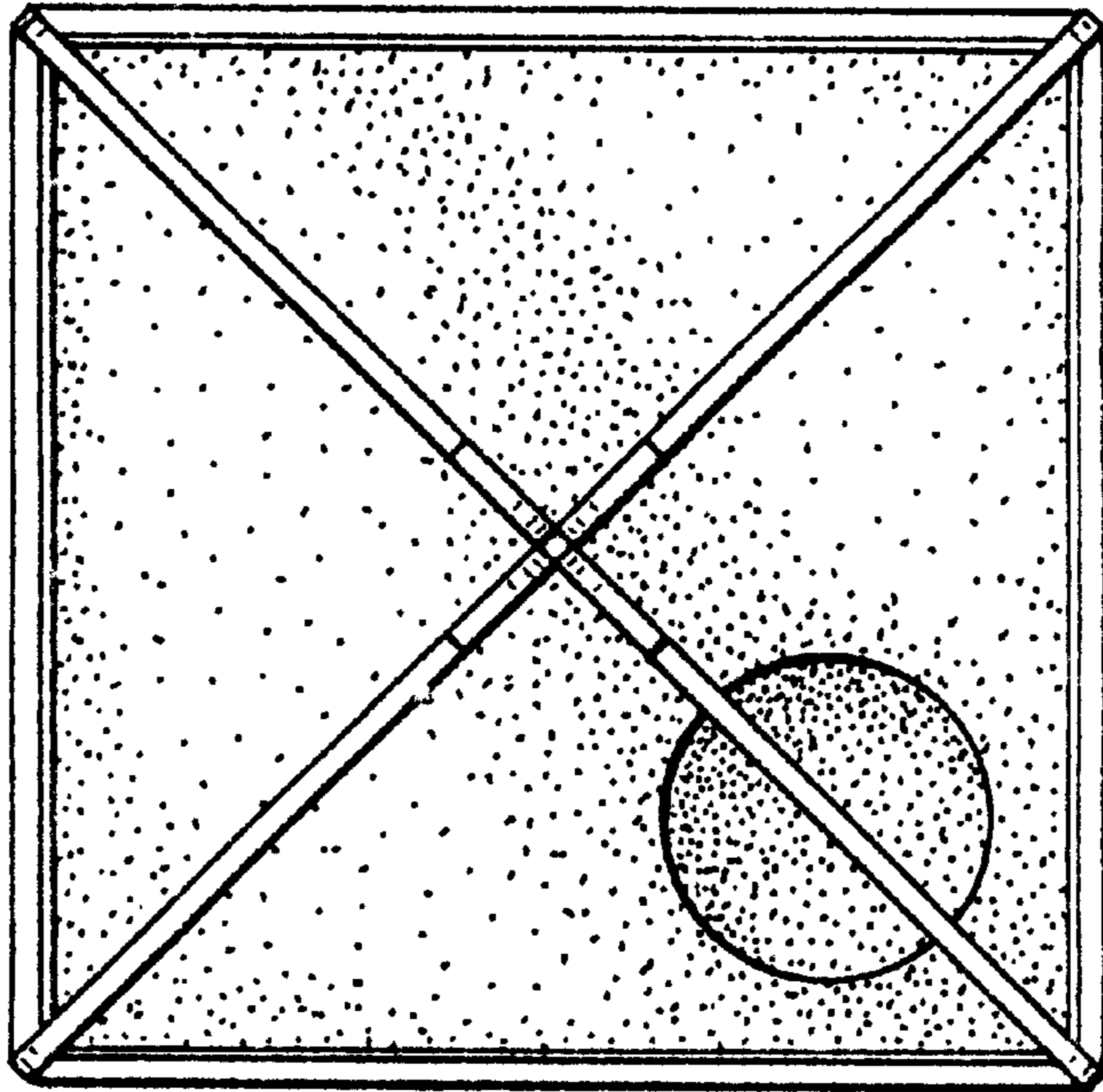


FIG. 4

