



US00D435699S

United States Patent [19]

Mowry

[11] Patent Number: Des. 435,699

[45] Date of Patent: ** Dec. 26, 2000

[54] FACE SHIELD TO PROTECT FROM HOT CURLING IRONS

[76] Inventor: Lucille G. Mowry, 4201 W. Rochelle Ave., Apt. 2117, Las Vegas, Nev. 89103

[**] Term: 14 Years

[21] Appl. No.: 29/113,043

[22] Filed: Oct. 29, 1999

[51] LOC (7) Cl. 09-02

[52] U.S. Cl. D29/102; D29/108

[58] Field of Search D2/891, 893-894, D2/867, 875, 876, 877, 881, 865; D28/9-10, 44.2, 99, 18; D29/100, 102, 109, 112, 122; D24/191; 2/174, 68; D5/58, 60

[56] References Cited

U.S. PATENT DOCUMENTS

D. 308,909	7/1990	Levine	D2/893
D. 422,115	3/2000	Key	D28/18
D. 424,239	5/2000	Key	D28/18
1,283,358	10/1918	Thompson	2/174
1,858,331	5/1932	Hughes	2/174
2,286,287	6/1942	Livingston	2/172
2,327,678	8/1943	Stovall	2/174
3,131,400	5/1964	Blanchard et al.	2/68
4,481,680	11/1984	Mason et al.	2/174

4,704,744 11/1987 Myers 2/174

Primary Examiner—Ruth McInroy
Attorney, Agent, or Firm—Harry M. Weiss; Jeffrey Weiss; Weiss & Moy, P.C.

[57] CLAIM

The ornamental design for a face shield to protect from hot curling irons, as shown and described.

DESCRIPTION

FIG. 1 is a top view of a face shield to protect from hot curling irons showing my new design, showing a hook and loop type connection portion exposed beneath a top end portion;

FIG. 2 is a side view showing the face shield below the hair to protect the face, ears and neck from being burned by a hot curling iron, the woman shown in broken lines is for illustrative purposes only and forms no part of the claimed design;

FIG. 3 is a top view of FIG. 1 in an open position;

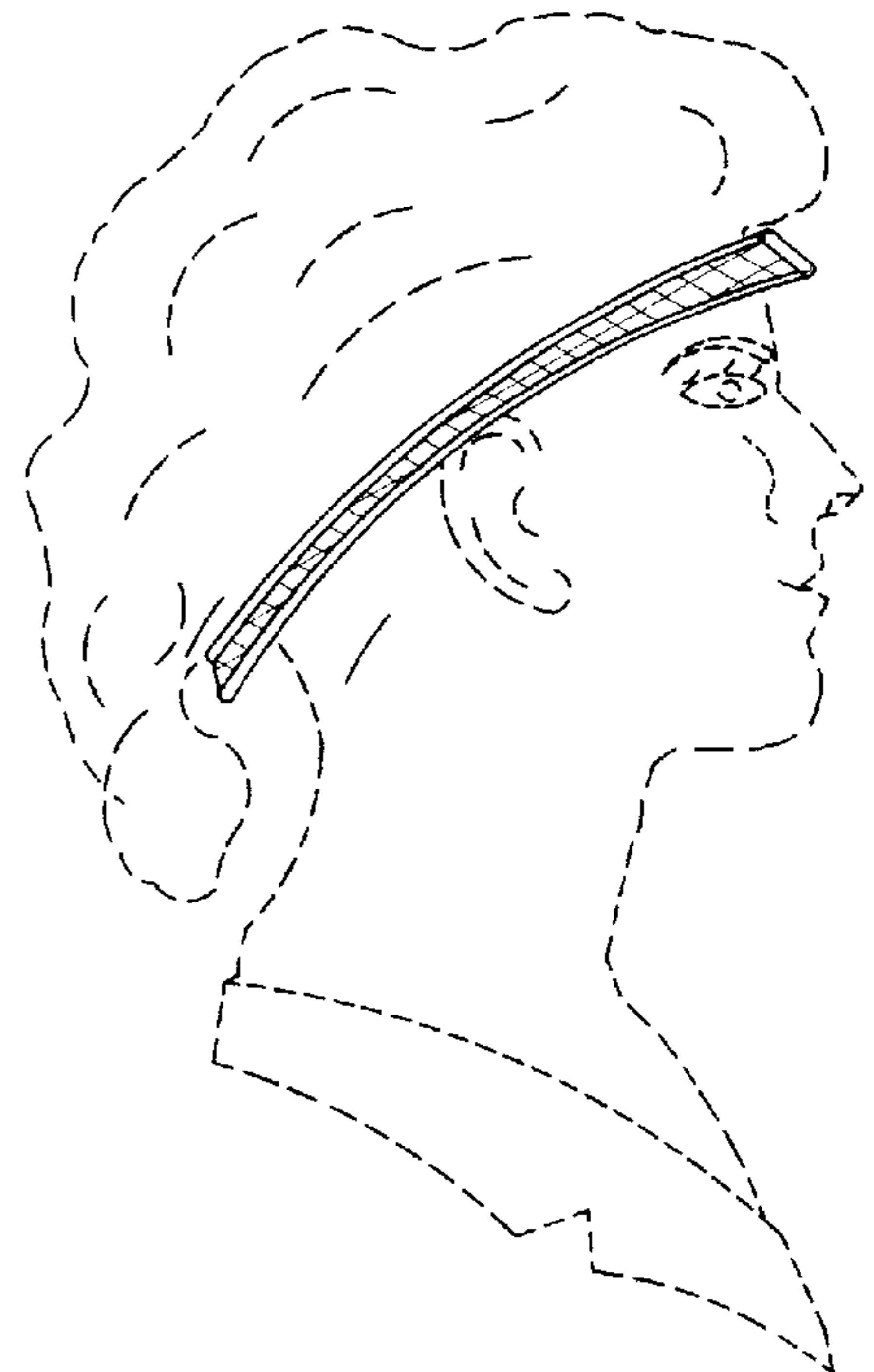
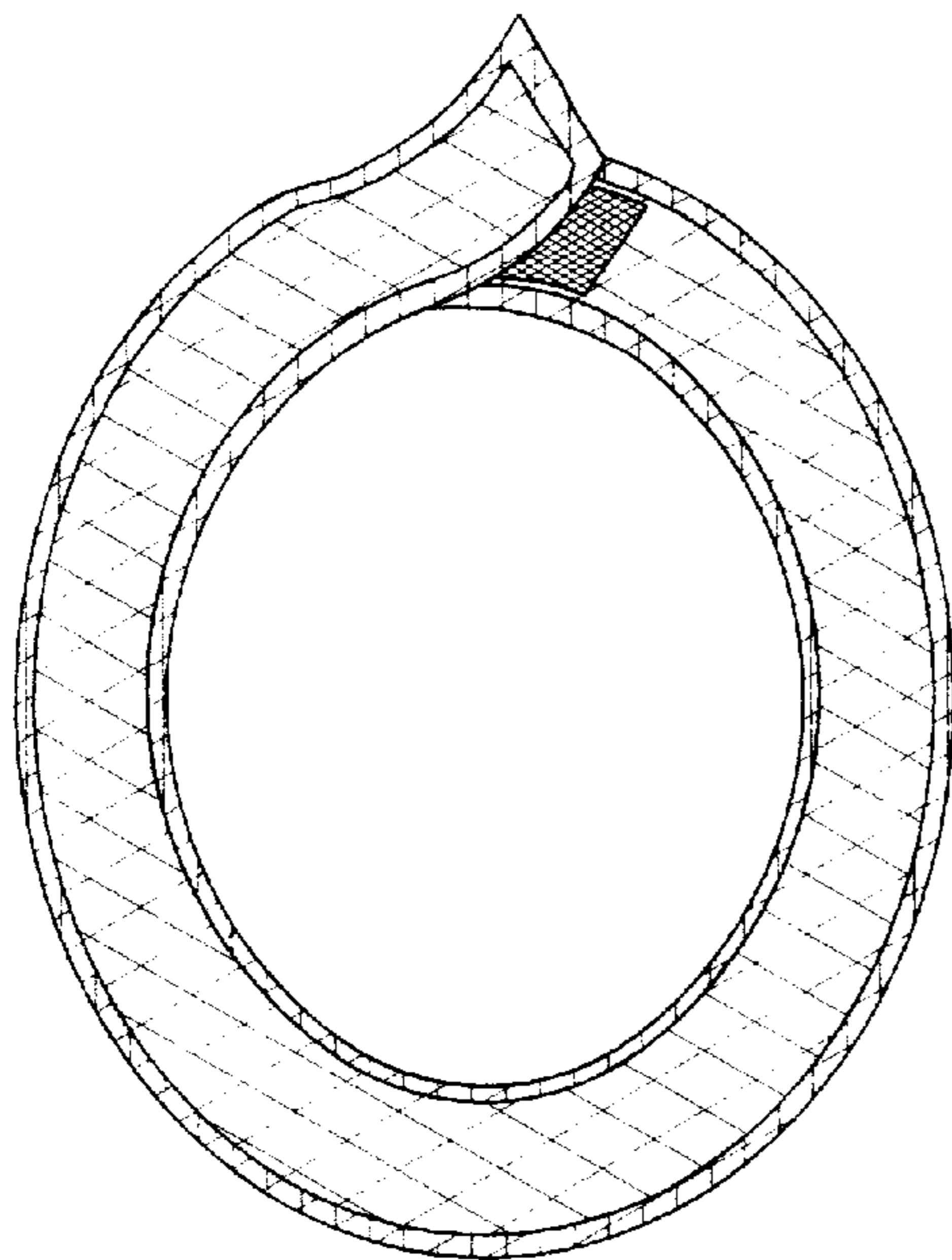
FIG. 4 is a side elevational view of FIG. 3 looking towards the open end of the face shield.

FIG. 5 is a side view of FIG. 3, the opposite side being identical;

FIG. 6 is a end view of FIG. 1 showing the end portions connected together; and,

FIG. 7 is a side view of FIG. 1.

1 Claim, 1 Drawing Sheet



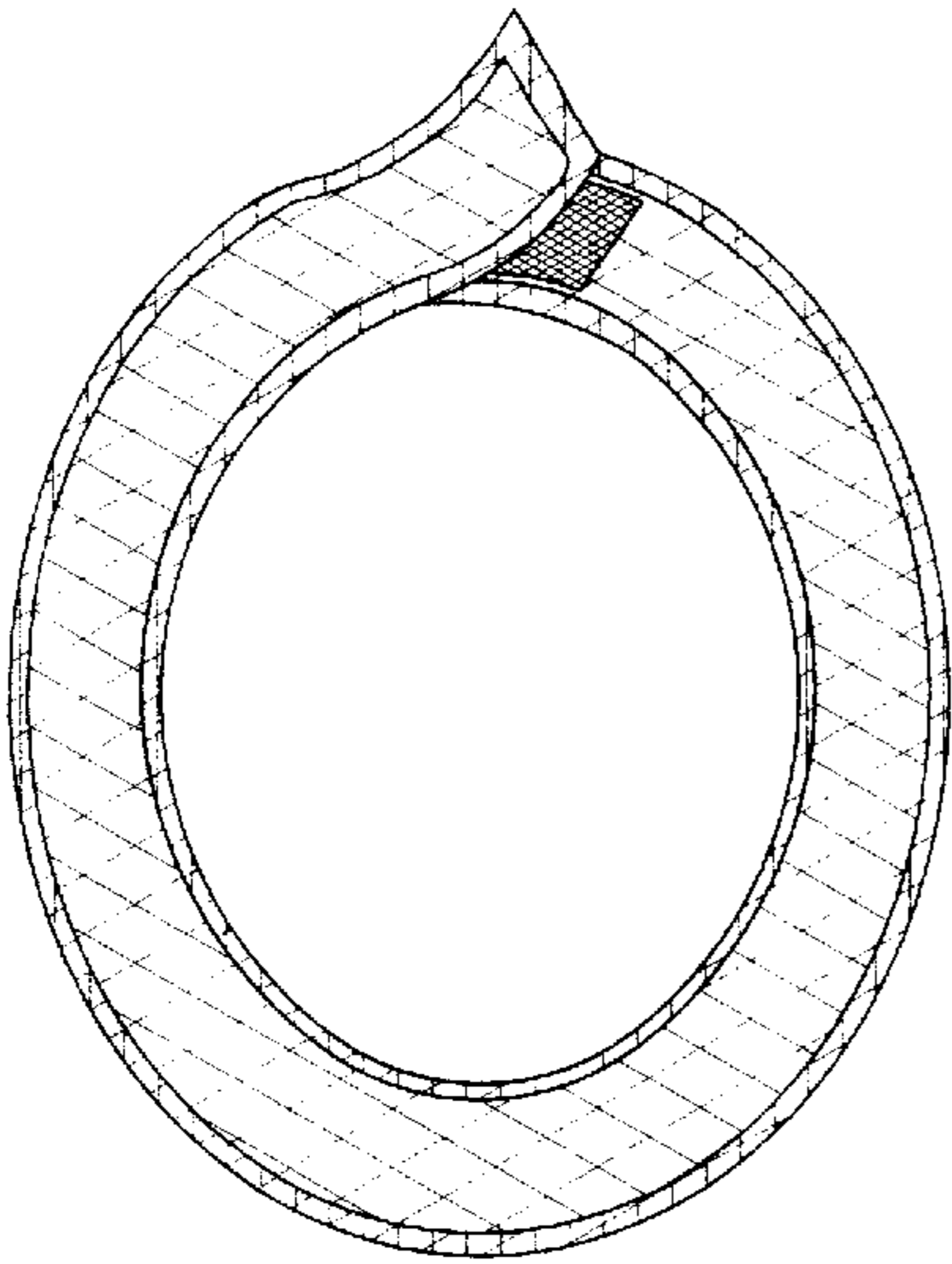


Fig. 1

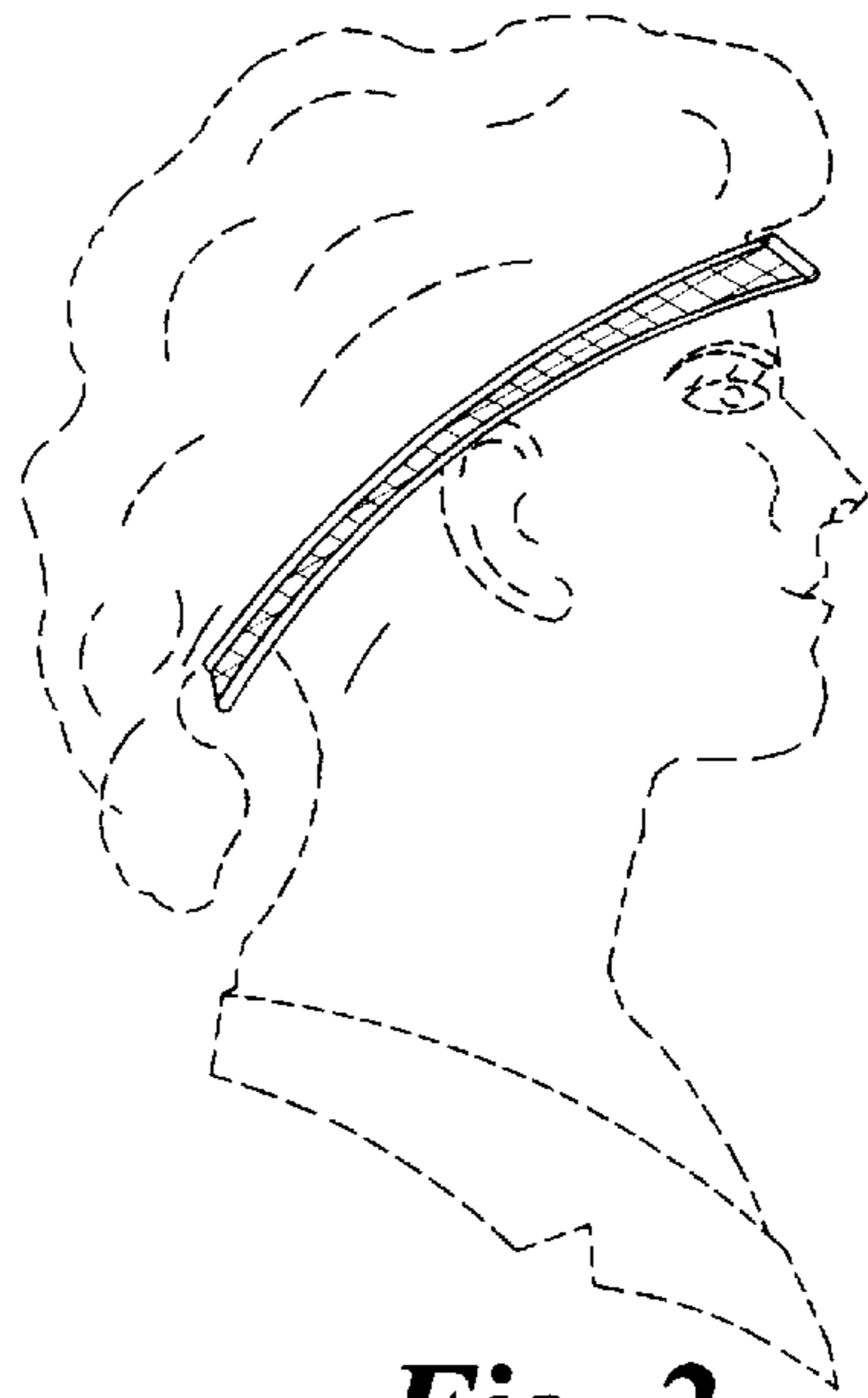


Fig. 2




Fig. 4

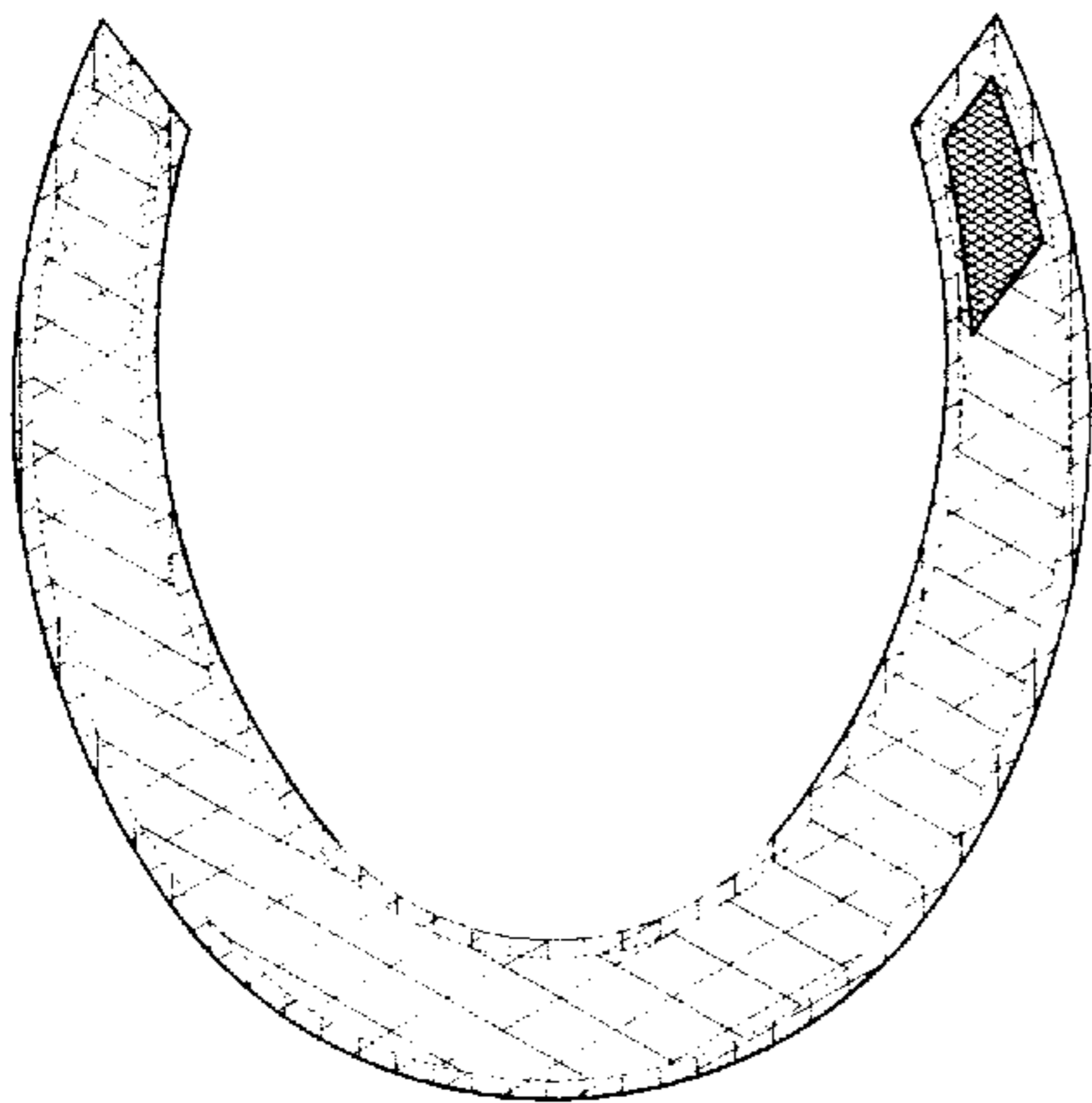


Fig. 3

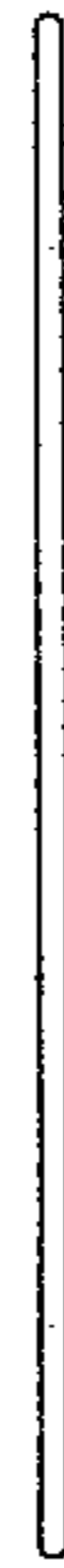


Fig. 5



Fig. 6



Fig. 7