



US00D435675S

United States Patent [19]
Sinclair

[11] **Patent Number: Des. 435,675**

[45] **Date of Patent: ** Dec. 26, 2000**

[54] **PLANAR FLASHLIGHT**

[76] Inventor: **Iain Sinclair**, P.O. Box 807,
Hildersham, Cambridge CB1 6BX,
United Kingdom

[**] Term: **14 Years**

[21] Appl. No.: **29/101,328**

[22] Filed: **Mar. 1, 1999**

[30] **Foreign Application Priority Data**

Aug. 28, 1998 [GB] United Kingdom 2077196

[51] **LOC (7) Cl.** **26-02**

[52] **U.S. Cl.** **D26/37**

[58] **Field of Search** D26/37-50; 362/157,
362/158, 183-191, 196, 197, 198, 199,
200, 202, 205

[56] **References Cited**

U.S. PATENT DOCUMENTS

D. 328,357 7/1992 Schneider D26/46

D. 336,688 6/1993 Osterhout D26/46
D. 355,272 2/1995 Chabria D26/46
D. 361,633 8/1995 Chabria D26/37
D. 383,228 9/1997 Petruzzi D26/37
D. 390,677 2/1998 Hanewinkel, III D26/37
D. 390,678 2/1998 Matthes D26/37
D. 402,067 12/1998 Sinclair .
5,457,613 10/1995 Vandenbelt et al. .

Primary Examiner—Marcus A. Jackson
Attorney, Agent, or Firm—Price Gess & Ubell

[57] **CLAIM**

I claim the ornamental design for a planar flashlight, as shown and described.

DESCRIPTION

FIG. 1 is a front plan view;
FIG. 2 is a rear plan view;
FIG. 3 is a top plan view;
FIG. 4 is a bottom plan view; and,
FIG. 5 is a side plan view, with the opposite side being a mirror image.

1 Claim, 1 Drawing Sheet

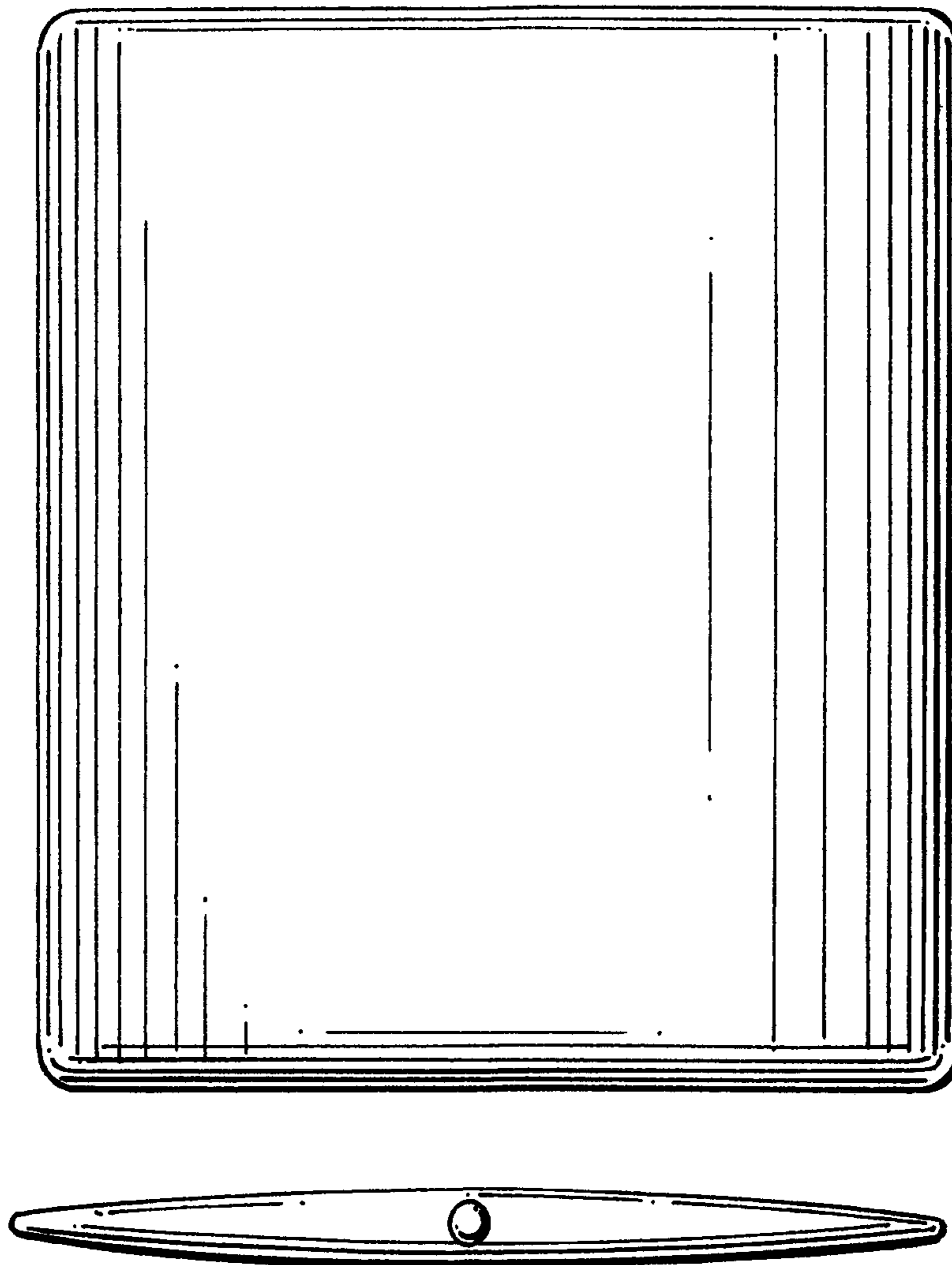


FIG. 5




FIG. 2

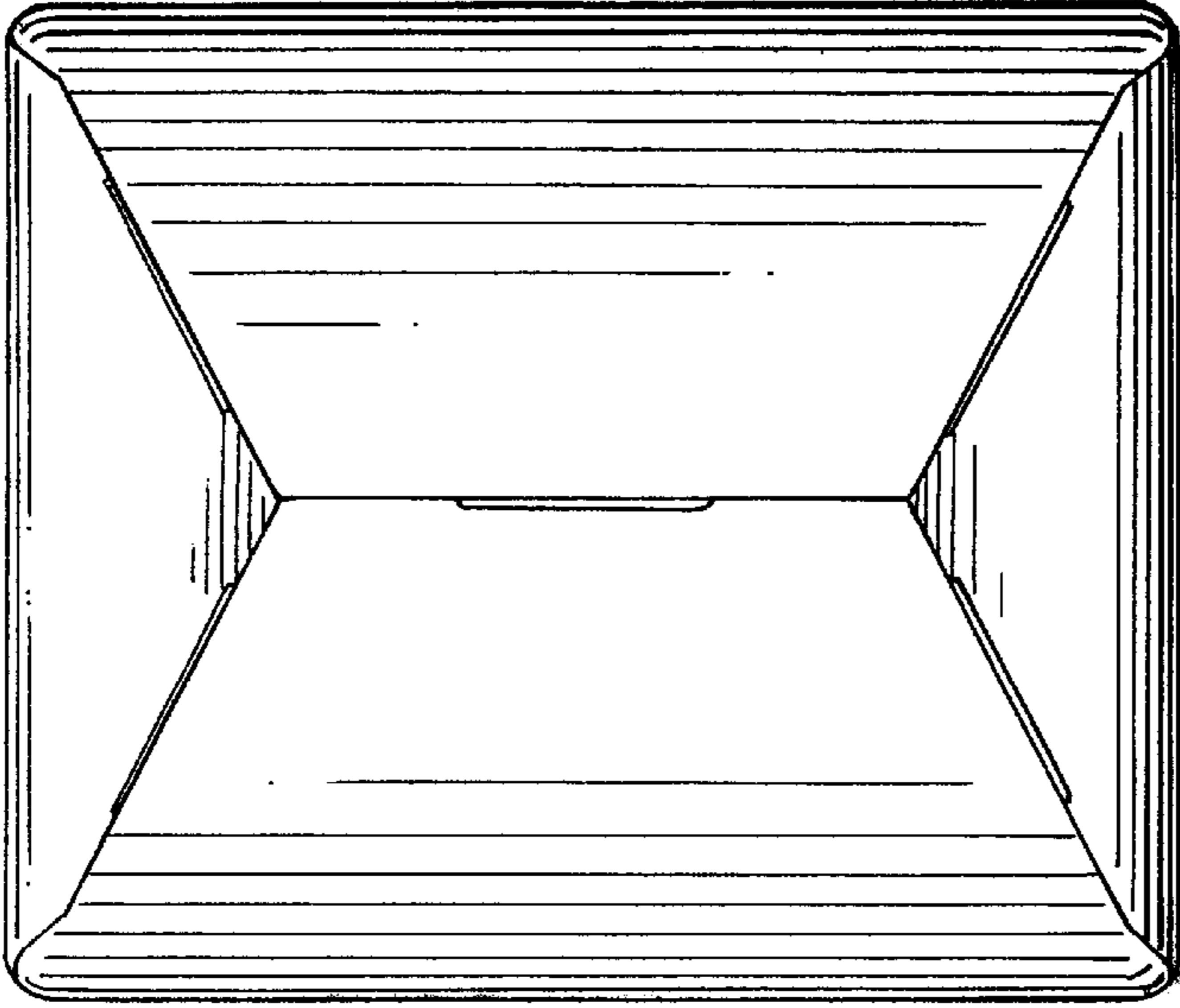


FIG. 1




FIG. 4



FIG. 3

