



US00D435664S

United States Patent [19]

[11] Patent Number: Des. 435,664

Stevens et al.

[45] Date of Patent: ** Dec. 26, 2000

[54] COLLECTION TUBE WITH A SPECIMEN LABEL

[75] Inventors: Timothy A. Stevens, Warwick, N.Y.; Steven R. Savitz, Teaneck, N.J.; Alexander Gelbman, Mountain Lakes, N.J.; Neil A. Moore, Sparta, N.J.; Jeffrey Campbell, Loveland, Ohio

[73] Assignee: Becton Dickinson and Company, Franklin Lakes, N.J.

[**] Term: 14 Years

[21] Appl. No.: 29/118,153

[22] Filed: Feb. 3, 2000

[51] LOC (7) Cl. 24-02

[52] U.S. Cl. D24/224; D20/22

[58] Field of Search D24/224, 223, D24/216, 121; D9/341, 520, 570; 422/100, 63, 65, 73, 102, 104, 99; D20/10, 22, 23, 27; 604/403, 404; 235/454, 462, 466, 375, 472; 206/232, 562, 564

[56] References Cited

U.S. PATENT DOCUMENTS

3,961,898	6/1976	Neeley et al. .	
4,260,257	4/1981	Neeley et al. .	
4,289,459	9/1981	Neeley et al. .	
4,628,193	12/1986	Blum .	
4,802,438	2/1989	DeJonge .	
4,835,372	5/1989	Gombrich et al. .	
4,857,713	8/1989	Brown .	
4,857,716	8/1989	Gombrich et al.	235/462
4,976,351	12/1990	Mangini et al.	206/232
5,030,341	7/1991	McEwen et al. .	
5,131,404	7/1992	Neeley et al. .	
5,153,416	10/1992	Neeley .	

5,164,575	11/1992	Neeley et al. .	
5,166,498	11/1992	Neeley .	
5,171,977	12/1992	Morrison .	
5,286,959	2/1994	Demachi .	
5,397,542	3/1995	Nelms et al.	422/104
5,401,059	3/1995	Ferrario .	
5,401,110	3/1995	Neeley .	
5,520,041	5/1996	Haswell	73/73
5,552,593	9/1996	Biss .	
5,586,087	12/1996	Silverson .	
5,635,137	6/1997	Manz et al. .	
5,700,429	12/1997	Buhler et al.	422/100
5,700,998	12/1997	Palti .	
5,931,098	8/1999	Bates .	

FOREIGN PATENT DOCUMENTS

3529455A1	6/1986	European Pat. Off. .
0 441 617 A1	2/1991	European Pat. Off. .
0 476 398 A2	8/1991	European Pat. Off. .
0 478 158 A1	9/1991	European Pat. Off. .
2 725 694	10/1994	France .
7-213908	2/1997	Japan .

Primary Examiner—Stella Reid
Assistant Examiner—I Simmons
Attorney, Agent, or Firm—Nanette S. Thomas, Esq.


[57] CLAIM

The ornamental design for a collection tube with a specimen label, as shown and described.

DESCRIPTION

FIG. 1 is a perspective view of the collection tube with a specimen label;
FIG. 2 is a front view of FIG. 1;
FIG. 3 is a top plan view of FIG. 1;
FIG. 4 is a left side view of FIG. 1;
FIG. 5 is a right side view of FIG. 1; and,
FIG. 6 is a bottom plan view of FIG. 1.

1 Claim, 2 Drawing Sheets






FIG. 1




FIG. 2




FIG. 3

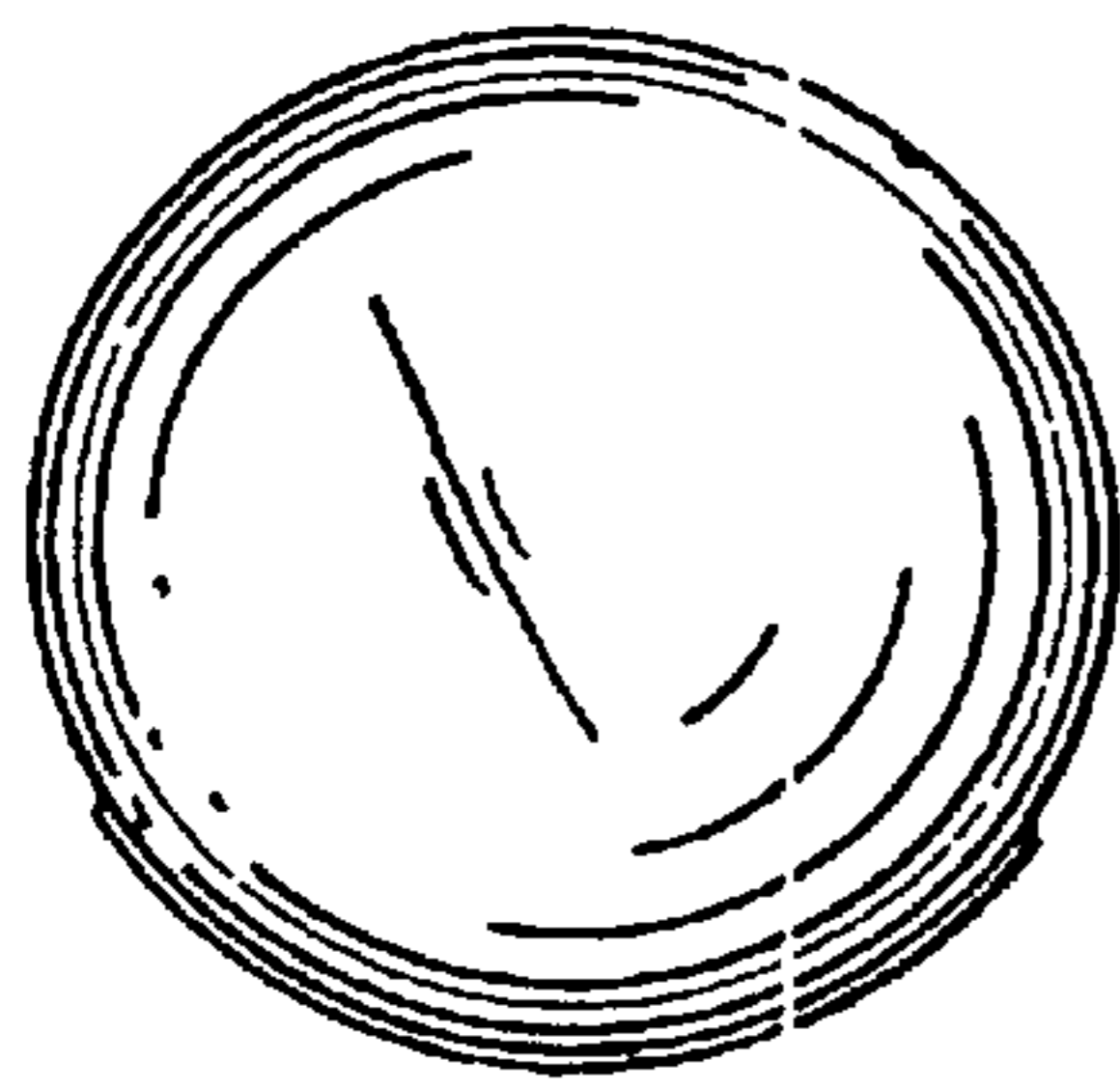


FIG. 6




FIG. 4

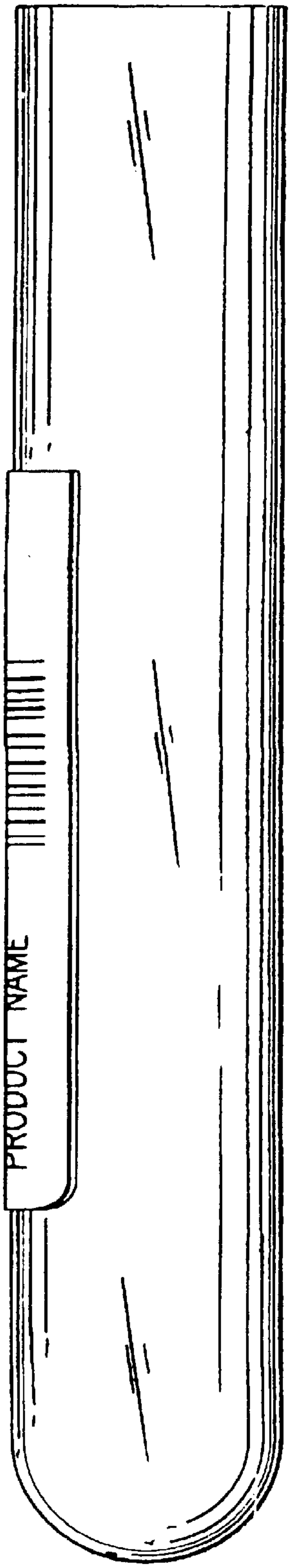


FIG. 5