



US00D435662S

United States Patent [19]

[11] Patent Number: Des. 435,662

Stevens et al.

[45] Date of Patent: ** Dec. 26, 2000

[54] COLLECTION TUBE WITH A SPECIMEN LABEL

[75] Inventors: Timothy A. Stevens, Warwick, N.Y.; Steven R. Savitz, Teaneck, N.J.; Alexander Gelbman, Mountain Lakes, N.J.; Neil A. Moore, Sparta, N.J.; Jeff Campbell, Loveland, Ohio

[73] Assignee: Becton Dickinson and Company, Franklin Lakes, N.J.

[**] Term: 14 Years

[21] Appl. No.: 29/115,053

[22] Filed: Dec. 7, 1999

[51] LOC (7) Cl. 24-02

[52] U.S. Cl. D24/224; D20/22

[58] Field of Search D29/224, 223, D29/216, 121; D9/520, 570; 422/100, 102, 104, 99, 63, 95, 73; D10/23, 20, 10, 27; 604/403, 404; 235/454, 462, 435, 466, 475; 206/232, 562, 564

[56] References Cited

U.S. PATENT DOCUMENTS

- 3,961,898 6/1976 Neeley et al. .
- 4,260,257 4/1981 Neeley et al. .
- 4,289,459 9/1981 Neeley et al. .
- 4,628,193 12/1986 Blum .
- 4,802,438 2/1989 DeJonge .
- 4,835,372 5/1989 Gombrich et al. .
- 4,857,713 8/1989 Brown .
- 4,857,716 8/1989 Gombrich et al. 235/462
- 4,976,351 12/1990 Mangini et al. 206/232
- 5,030,341 7/1991 McEwen et al. .
- 5,131,404 7/1992 Neeley et al. .
- 5,153,416 10/1992 Neeley .
- 5,164,575 11/1992 Neeley et al. .

- 5,166,498 11/1992 Neeley .
- 5,171,977 12/1992 Morrison .
- 5,286,959 2/1994 Demachi .
- 5,397,542 3/1995 Nelms et al. 422/104
- 5,401,059 3/1995 Ferrario .
- 5,401,110 3/1995 Neeley .
- 5,520,041 5/1996 Haswell 73/73
- 5,552,593 9/1996 Biss .
- 5,586,087 12/1996 Silverson .
- 5,635,137 6/1997 Manz et al. .
- 5,700,429 12/1997 Buhler et al. 422/100
- 5,700,998 12/1997 Palti .
- 5,931,098 8/1999 Bates .

FOREIGN PATENT DOCUMENTS

- 0 441 617 A1 2/1991 European Pat. Off. .
- 0 476 398 A2 8/1991 European Pat. Off. .
- 0 478 158 A1 9/1991 European Pat. Off. .
- 2 725 694 10/1994 France .
- 3529455A1 6/1986 Germany .
- 7-213908 2/1997 Japan .

Primary Examiner—Stella Reid
Assistant Examiner—I Simmons
Attorney, Agent, or Firm—Nanette S. Thomas, Esq.

[57] CLAIM

The ornamental design for a collection tube with a specimen label, as shown and described.

DESCRIPTION

FIG. 1 is a perspective view of the collection tube with a specimen label;
FIG. 2 is a front view of FIG. 1;
FIG. 3 is a top plan view of FIG. 1;
FIG. 4 is a left side view of FIG. 1;
FIG. 5 is a right side view of FIG. 1;
FIG. 6 is a bottom plan view of FIG. 1; and,
FIG. 7 is a rear view of FIG. 1.

1 Claim, 2 Drawing Sheets






FIG. 1

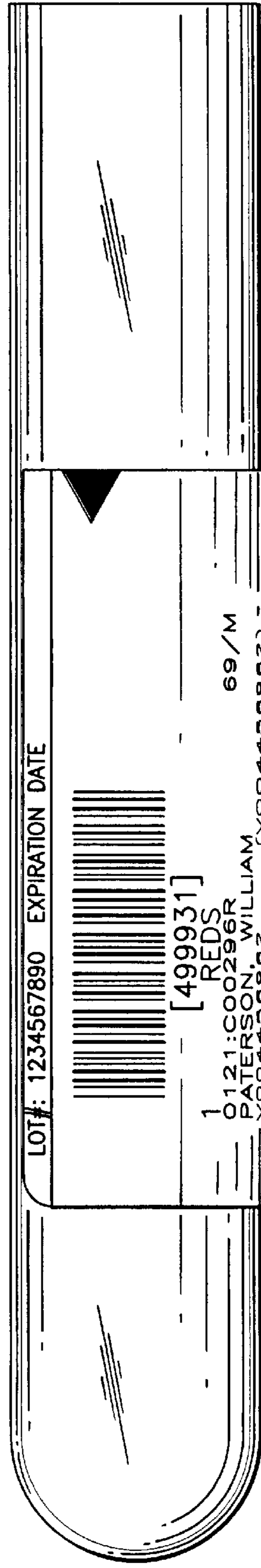


FIG. 2

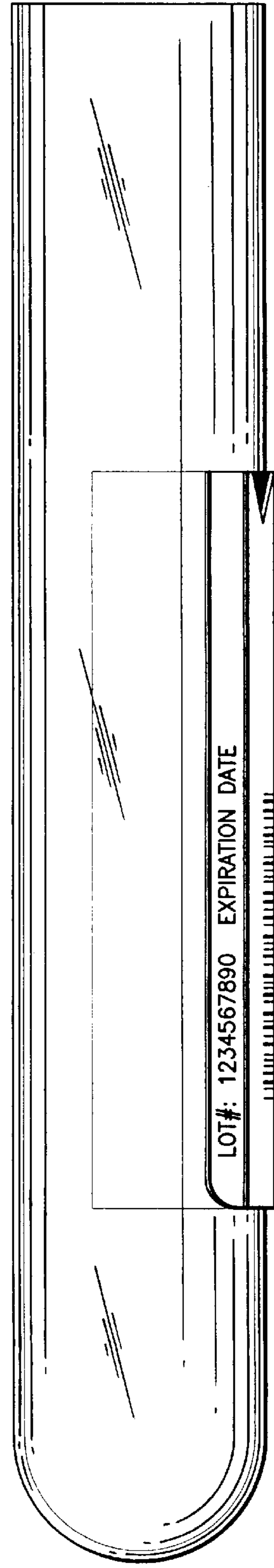


FIG. 4




FIG. 3

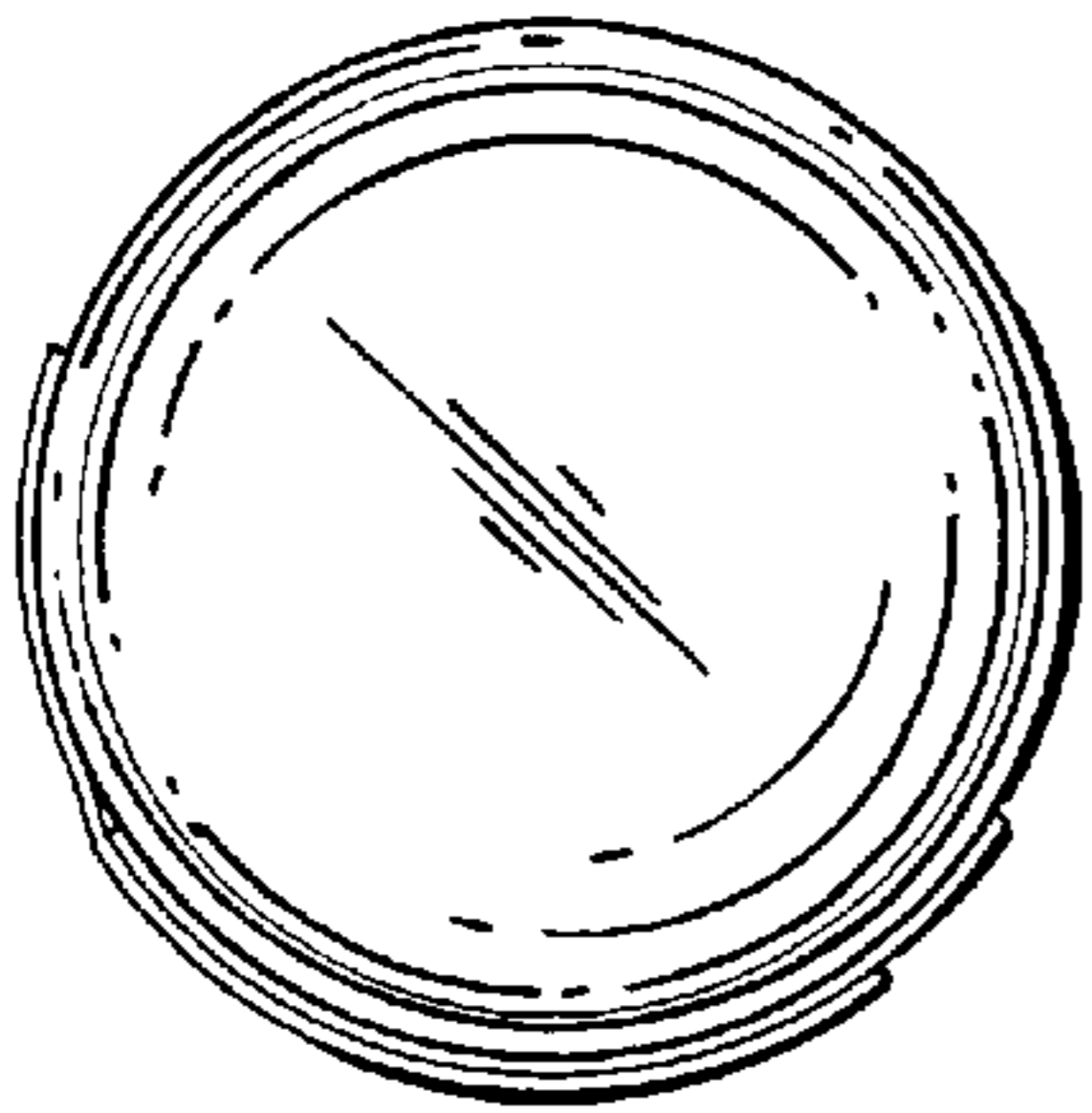


FIG. 6




FIG. 7




FIG. 5