



US00D435640S

United States Patent [19]
Oussoren

[11] **Patent Number: Des. 435,640**
[45] **Date of Patent: ** Dec. 26, 2000**

[54] **COMBINED CARTRIDGE FILTER AND TUBE FRAME STRUCTURE**
[75] Inventor: **Reinout G. Oussoren**, Wiedlisbach, Switzerland
[73] Assignee: **BHA Group Holdings, Inc.**, Kansas City, Mo.
[**] Term: **14 Years**
[21] Appl. No.: **29/109,947**
[22] Filed: **Aug. 26, 1999**
[51] **LOC (7) Cl.** **23-04**
[52] **U.S. Cl.** **D23/365**
[58] **Field of Search** **D23/365, 709;**
210/323.2, 340; 55/DIG. 12, 341.1, 341.3, 341.5

4,436,536 3/1984 Robinson 55/341
4,443,237 4/1984 Ulvestad 55/379
4,445,915 5/1984 Robinson 55/378
4,560,477 12/1985 Moldow 210/457
4,632,680 12/1986 Klimczak 55/302
4,663,041 5/1987 Miyagi et al. 210/493.2
4,732,678 3/1988 Humbert, Jr. 210/440
4,878,930 11/1989 Manniso et al. 55/493
4,929,354 5/1990 Meyering et al. 210/321.61
4,954,255 9/1990 Muller et al. 210/437
5,074,896 12/1991 Baert et al. 55/341.6
5,173,098 12/1992 Pipkorn 55/379
5,207,811 5/1993 Buonpastore 55/498
5,207,812 5/1993 Tronto et al. 55/498
5,211,846 5/1993 Kott et al. 210/232
5,222,488 6/1993 Forsgren 128/201.25
5,290,441 3/1994 Griffin et al. 210/232
5,290,446 3/1994 Degen et al. 210/489
5,308,369 5/1994 Morton et al. 55/379
5,336,405 8/1994 Tang et al. 210/232

FOREIGN PATENT DOCUMENTS

0 160 168 A2 11/1985 European Pat. Off. .
0 213 930 A2 3/1987 European Pat. Off. .
990587 4/1965 United Kingdom .
1016556 1/1966 United Kingdom .
2 195 558 4/1988 United Kingdom .
PCT/GB85/
00198 12/1985 WIPO .

[56] **References Cited**
U.S. PATENT DOCUMENTS

1,012,122 12/1911 Budil .
2,981,368 4/1961 Johnson 183/73
3,167,415 1/1965 Edwards 55/302
3,421,295 1/1969 Swift et al. 55/302
3,524,304 8/1970 Wittemeier et al. 55/374
3,550,359 12/1970 Fisher et al. 55/341
3,716,436 2/1973 Pall et al. 156/218
3,747,305 7/1973 O'Dell et al. 55/341
3,774,769 11/1973 Smith 210/232
3,791,111 2/1974 Kroll 55/341
3,826,066 7/1974 Higgins 55/379
3,830,042 8/1974 MacDonnell 55/341
3,853,509 12/1974 Leliaert 55/341
3,997,305 12/1976 Ulvestad et al. 55/341 R
4,073,632 2/1978 Reinauer et al. 55/374
4,187,091 2/1980 Durre et al. 55/499
4,247,314 1/1981 Smoluchowski et al. 55/304
4,256,473 3/1981 De Martino 55/379
4,270,935 6/1981 Reinauer 55/379
4,276,069 6/1981 Miller 55/379
4,291,904 9/1981 Iversen et al. 285/162
4,319,897 3/1982 Labadie 55/302
4,322,231 3/1982 Hilzendeger et al. 55/357
4,344,781 8/1982 Higgins et al. 55/379
4,424,070 1/1984 Robinson 55/378

Primary Examiner—Lisa Lichtenstein
Attorney, Agent, or Firm—Shook, Hardy & Bacon L.L.P.


[57] **CLAIM**

The ornamental design for a combined cartridge filter and tube frame structure, as shown and described.

DESCRIPTION

FIG. 1 is a front elevational view of a combined cartridge filter and tube frame structure according to the present invention;
FIG. 2 is a side elevation view thereof, the opposite side being a mirror image of that shown;
FIG. 3 is a top plan view thereof; and,
FIG. 4 is a bottom plan view thereof.

1 Claim, 2 Drawing Sheets






Fig. 1.

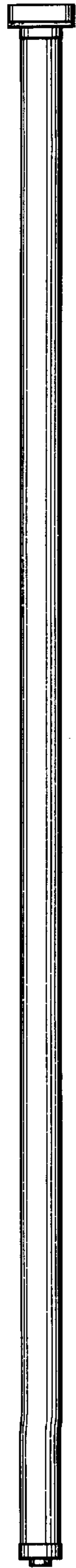


Fig. 2.

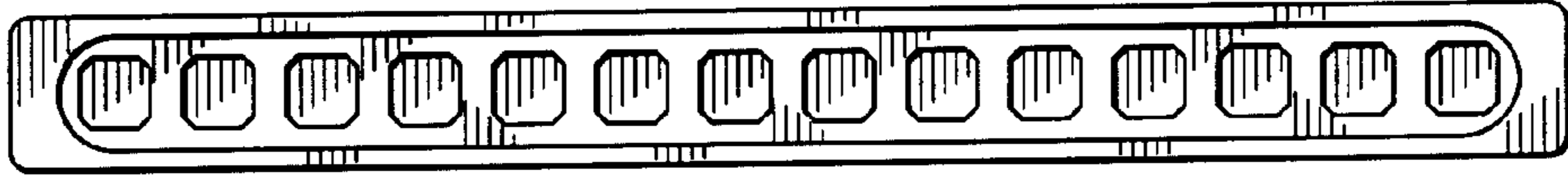


Fig. 3.

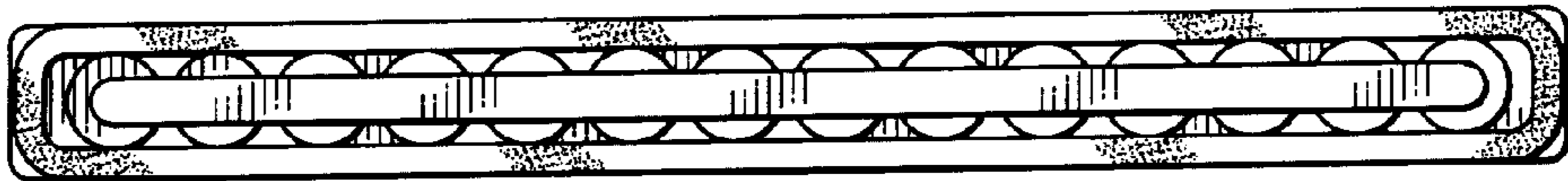


Fig. 4.