



US00D435624S

United States Patent [19]
Ling, Jr.

[11] **Patent Number: Des. 435,624**

[45] **Date of Patent: ** Dec. 26, 2000**

[54] **FRONT SIGHT FOR SHOTGUNS**
[75] **Inventor: Albert George Ling, Jr., Keller, Tex.**
[73] **Assignee: Innovative Weaponry Inc, Fort Worth, Tex.**
[**] **Term: 14 Years**

2,610,405 9/1952 Dickinson 33/243
3,192,632 7/1965 Von Stavenhagen 33/242
5,016,381 5/1991 Ferraro 42/100
5,016,382 5/1991 Pickle 42/100
5,802,757 9/1998 Duval et al. 42/100

Primary Examiner—Louis S. Zarfes
Assistant Examiner—Monica A. Weingart

[21] **Appl. No.: 29/119,489**
[22] **Filed: Feb. 28, 2000**

[57] **CLAIM**

I claim the ornamental design for a front sight for shotguns, as shown.

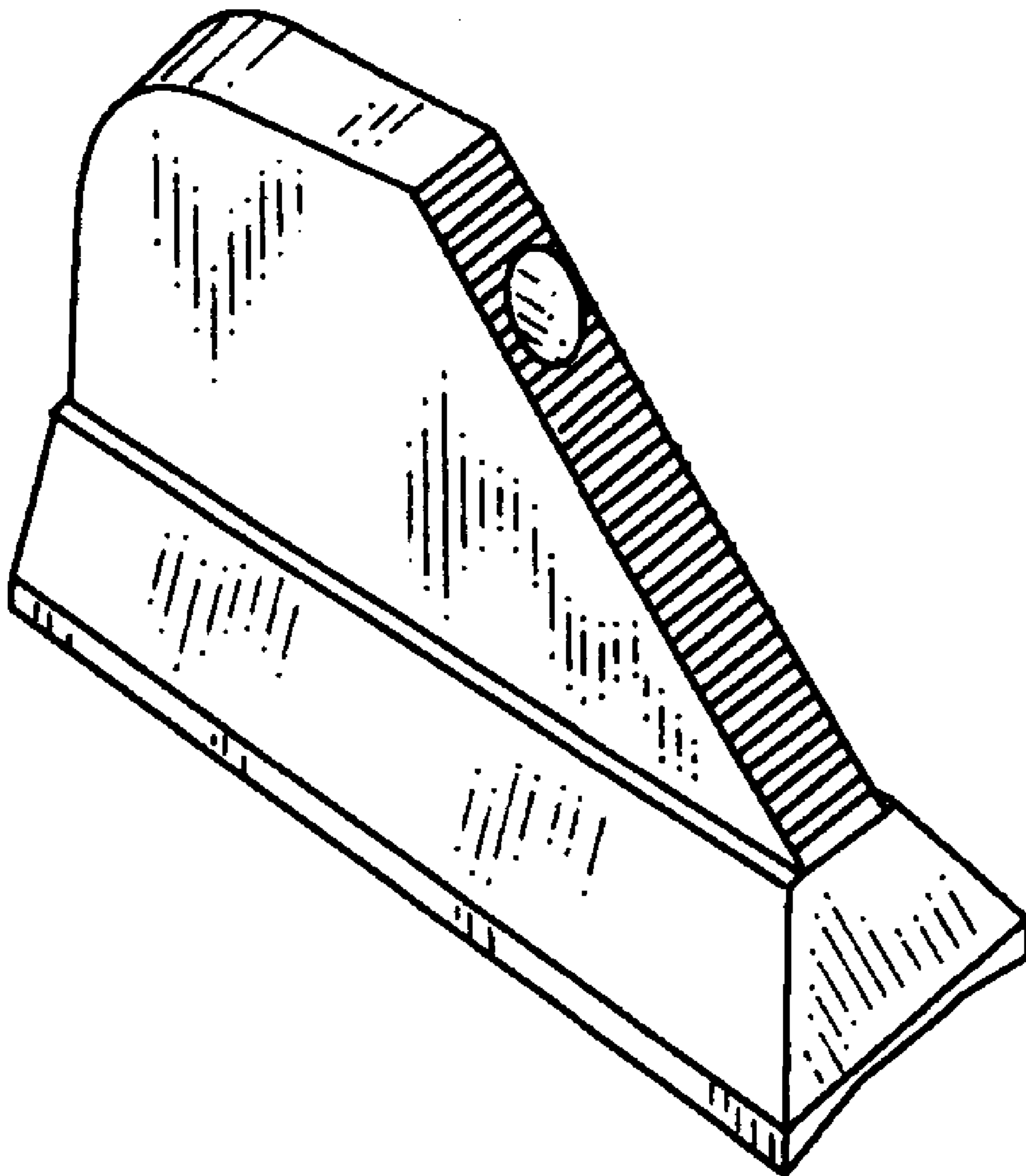
[51] **LOC (7) Cl. 22-01**
[52] **U.S. Cl. D22/109; D22/100; D22/108; D22/110; D22/199**
[58] **Field of Search D22/100, 108, D22/109, 110, 199; 33/241, 242, 243, 245, 246, 247, 248, 249, 250, 251, 252, 260, 261; 42/100, 101, 102**

DESCRIPTION

FIG. 1 is a view in rear perspective, showing the design for a front sight for shotguns.
FIG. 2 is a view in right side elevation thereof.
FIG. 3 is a bottom plan view thereof.
FIG. 4 is a view in left side elevation thereof.
FIG. 5 is a top plan view thereof.
FIG. 6 is a view in front elevation thereof; and,
FIG. 7 is a view in rear elevation thereof.

[56] **References Cited**
U.S. PATENT DOCUMENTS
D. 401,993 12/1998 Kay D22/109

1 Claim, 1 Drawing Sheet



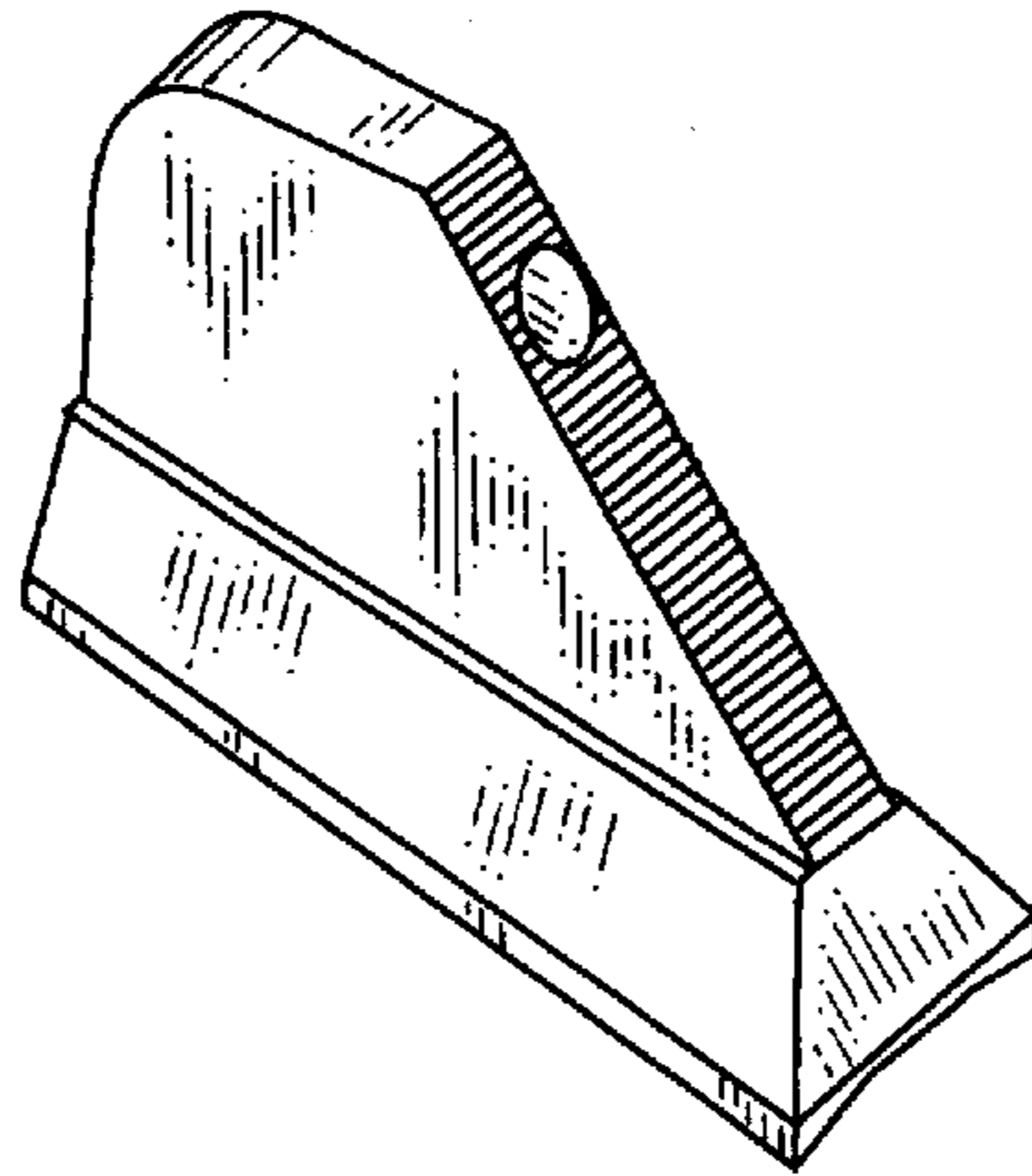


FIG. 1

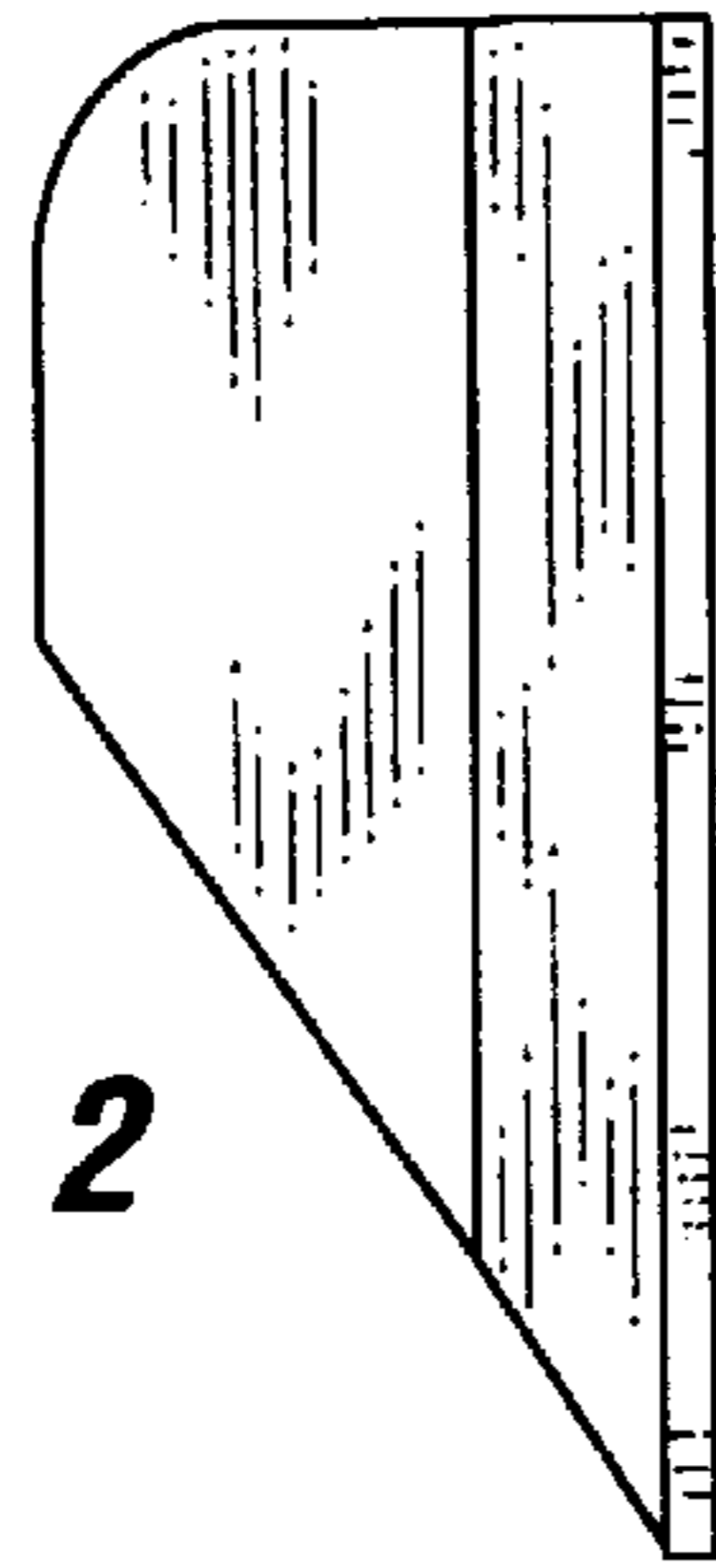


FIG. 2




FIG. 3

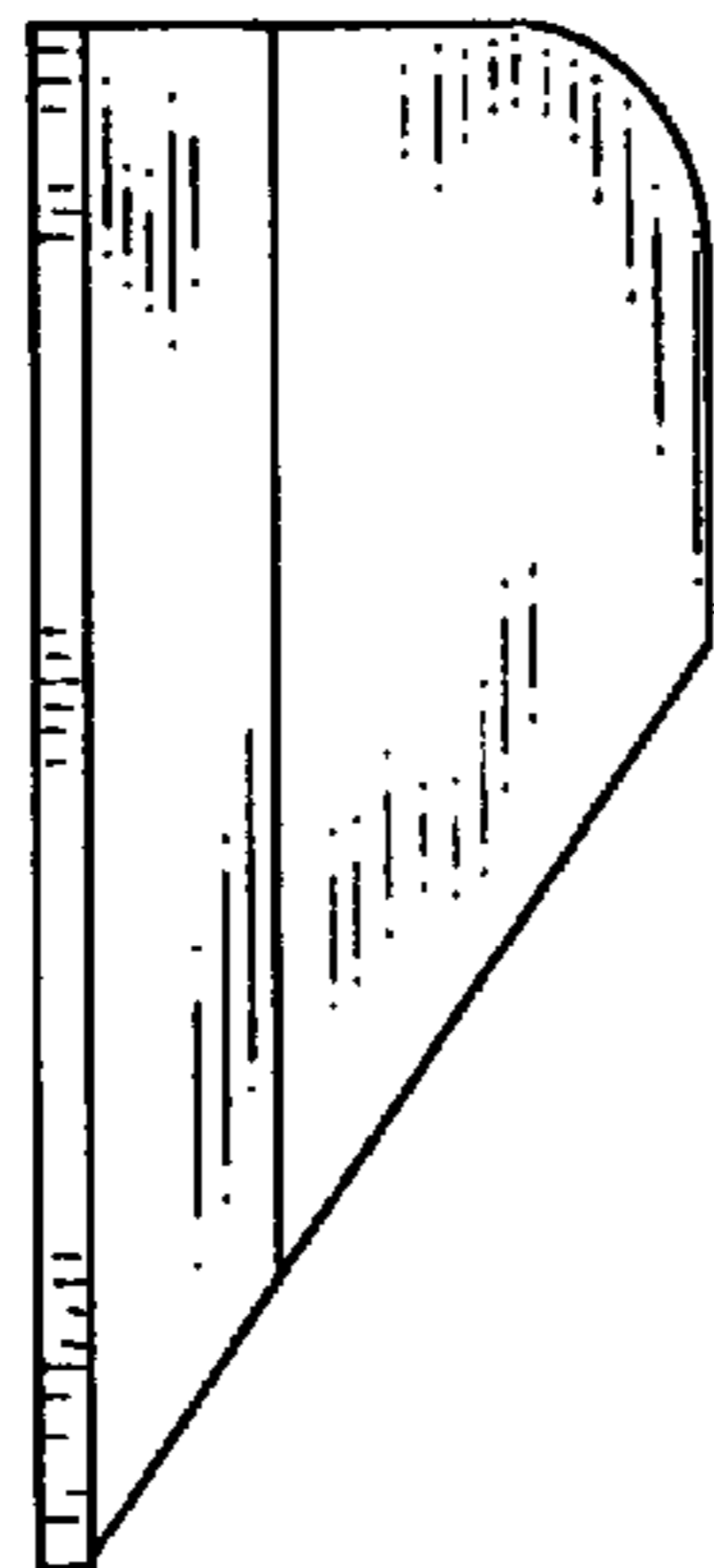


FIG. 4



FIG. 5




FIG. 6

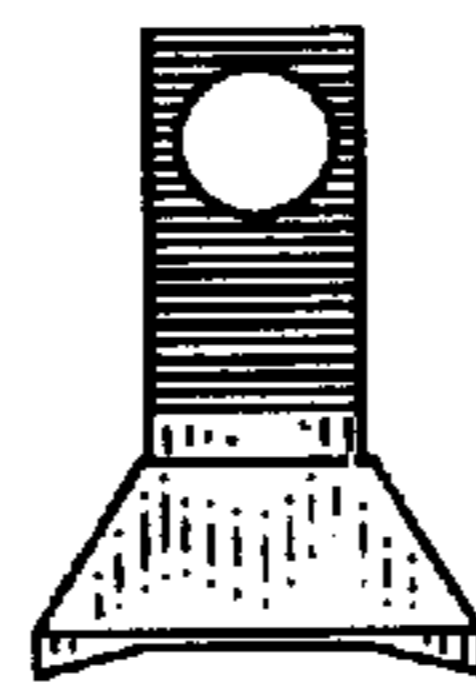


FIG. 7