



US00D435604S

# United States Patent [19]

[11] Patent Number: Des. 435,604

Nishimura et al.

[45] Date of Patent: \*\* Dec. 26, 2000

[54] OPERATING APPARATUS FOR A GAME MACHINE

[75] Inventors: Takashi Nishimura, Akashi; Hiroyuki Muraki, Kobe; Toshimitsu Oishi, Akashi; Toru Okubo, Kobe; Tomoya Yamano, Kobe; Hideyuki Domitsu, Kobe, all of Japan

[73] Assignee: Konami Co., Ltd., Hyogo-ken, Japan

[\*\*] Term: 14 Years

[21] Appl. No.: 29/124,470

[22] Filed: Jun. 6, 2000

### Related U.S. Application Data

[62] Division of application No. 29/110,253, Sep. 2, 1999.

### Foreign Application Priority Data

May 19, 1999 [JP] Japan ..... 11-13023  
May 19, 1999 [JP] Japan ..... 11-13024

[51] LOC (7) Cl. .... 21-01

[52] U.S. Cl. .... D21/333

[58] Field of Search ..... D21/324-333,  
D21/344, 350, 385; 463/1, 9, 14, 15, 30-35,  
46-50; 273/148 B, 237, 239, 259, 283;  
446/417; 472/62

### References Cited

#### U.S. PATENT DOCUMENTS

D. 325,938 5/1992 Stuhr ..... D21/344

D. 411,258 6/1999 Isetani et al. .... D21/328  
D. 421,774 3/2000 Toriyama ..... D21/325  
4,142,722 3/1979 Romano et al. .... 463/52  
4,275,442 6/1981 Underwood et al. .... 463/9  
4,850,591 7/1989 Takezawa et al. .... 463/3  
5,299,810 4/1994 Pierce et al. .... 463/2  
5,342,057 8/1994 Sorkoram ..... 273/239  
5,411,271 5/1995 Mirndo ..... 463/9  
5,584,763 12/1996 Kelly et al. .... 463/16  
5,611,731 3/1997 Bouton et al. .... 273/148 B

Primary Examiner—Prabhakar Deshmukh  
Attorney, Agent, or Firm—Jordan and Hamburg LLP

### [57] CLAIM

The ornamental design for an operating apparatus for a game machine, as shown and described.

### DESCRIPTION

FIG. 1 is a perspective view of an operating apparatus for a game machine showing our new design;  
FIG. 2 is a front view thereof;  
FIG. 3 is a left side view thereof;  
FIG. 4 is a top view thereof;  
FIG. 5 is a bottom view thereof;  
FIG. 6 is a rear view thereof; and,  
FIG. 7 is a right side view thereof.

1 Claim, 3 Drawing Sheets

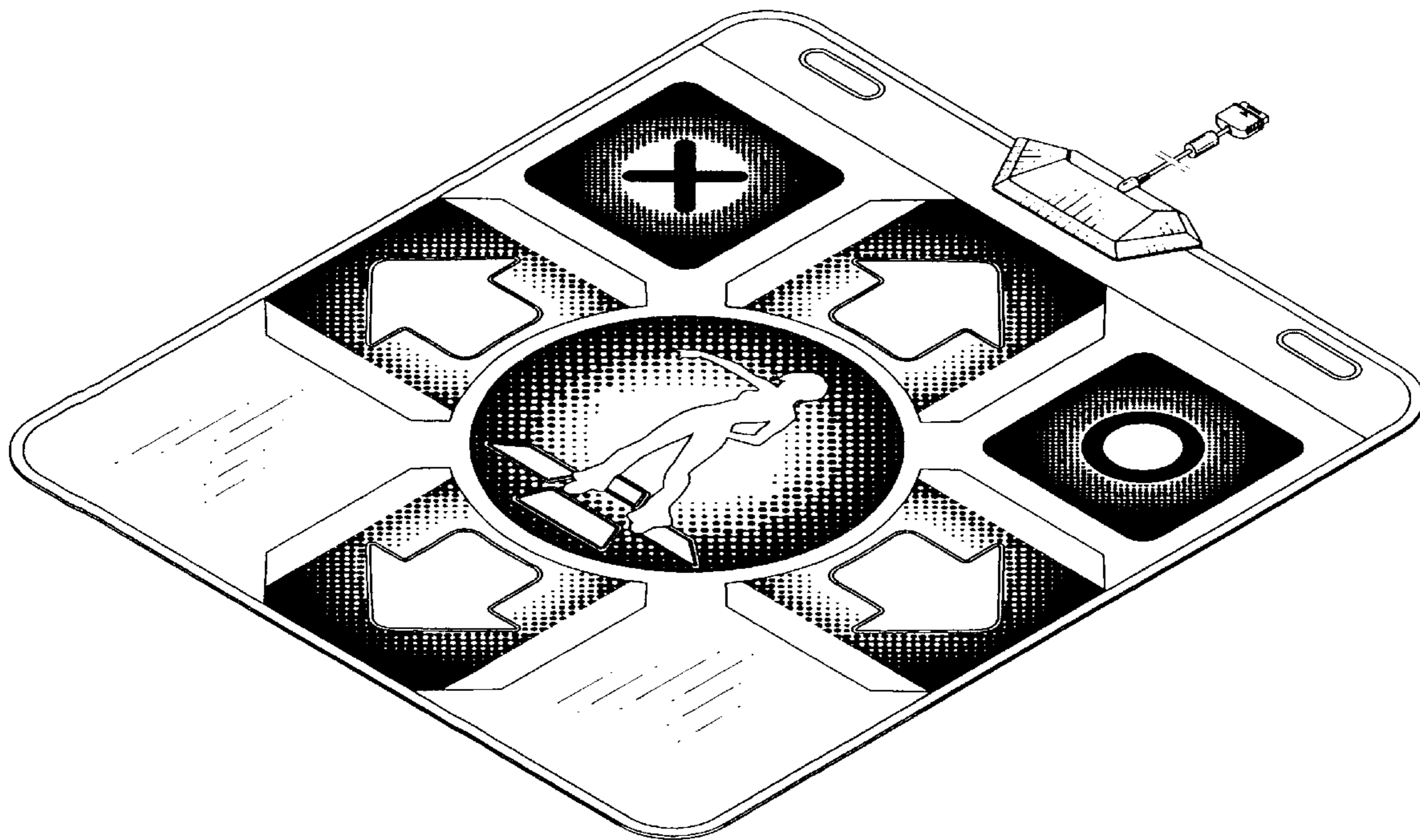


FIG. 1




FIG. 3

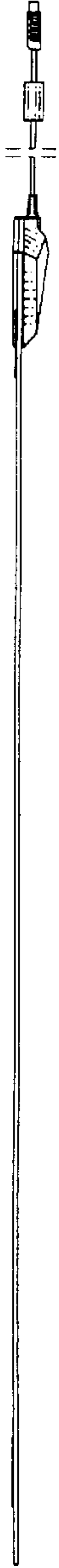


FIG. 2

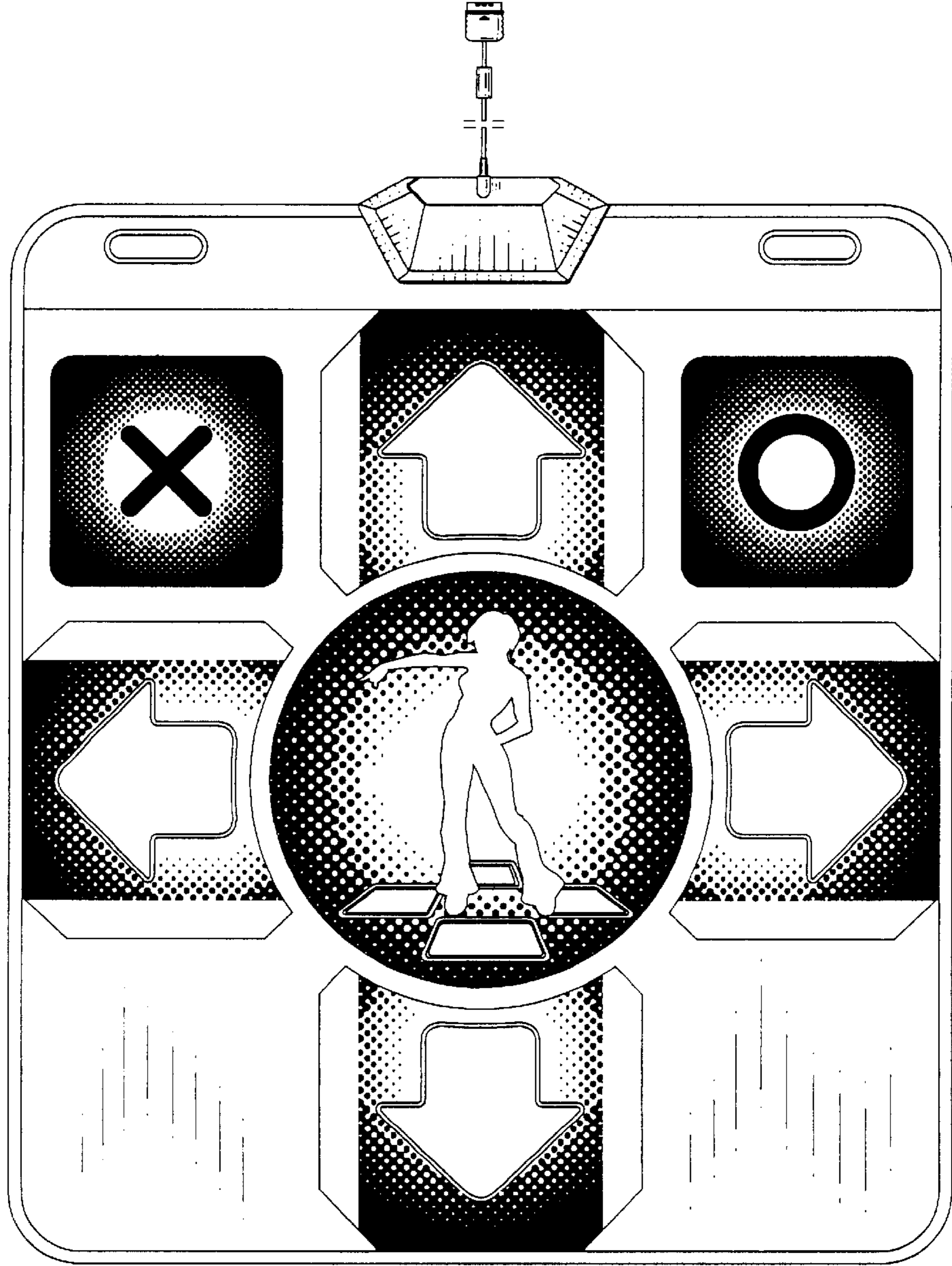


FIG. 4



FIG. 5



FIG.7



FIG.6

