



US00D435598S

United States Patent [19]

Carter et al.

[11] Patent Number: **Des. 435,598**

[45] Date of Patent: **** Dec. 26, 2000**

[54] ADVERTISING SIGN

[75] Inventors: **Judith Lynne Carter**, Newton;
Richard Lee Dickinson, Boston;
Jeanne Fox, Franklin; **Stephen Crawford Dunn**, Natick, all of Mass.

[73] Assignee: **Lipton, division of Conopco, Inc.**,
Englewood Cliffs, N.J.

[**] Term: **14 Years**

[21] Appl. No.: **29/111,574**

[22] Filed: **Sep. 30, 1999**

[51] LOC (7) Cl. **19-08**

[52] U.S. Cl. **D20/11**

[58] Field of Search D20/10, 11, 22,
D20/23, 26, 27, 28, 40, 42; 283/81; 40/299.01,
300-360, 625, 626, 627

[56] **References Cited**

U.S. PATENT DOCUMENTS

D. 311,215 10/1990 Hickmott D20/26

D. 337,130 7/1993 Brooks et al. D20/11
D. 396,064 7/1998 Beebe D20/11
D. 412,184 7/1999 Garrett D20/11

Primary Examiner—Marcus A. Jackson
Attorney, Agent, or Firm—Edward A. Squillante, Jr.

[57] **CLAIM**

An ornamental design for an advertising sign, as shown and described.

DESCRIPTION

FIG. 1 is a perspective view of an advertising sign in accordance with our new design;
FIG. 2 is a top plan view thereof;
FIG. 3 is a front elevational view thereof;
FIG. 4 is a right side elevational view thereof;
FIG. 5 is a left side elevational view thereof;
FIG. 6 is a rear elevational view thereof; and,
FIG. 7 is a bottom plan view thereof.

The broken line showing further details of the advertising sign are for illustrative purposes only and form no part of the claimed design.

1 Claim, 4 Drawing Sheets




FIG. 1




FIG. 2




FIG. 3




FIG. 4




FIG. 5




FIG. 6




FIG. 7

