



US00D435570S

United States Patent [19]
Hartlöhner et al.

[11] **Patent Number: Des. 435,570**
[45] **Date of Patent: ** Dec. 26, 2000**

[54] **CUTTING INSERT**

D. 389,497 1/1998 Muren et al. D15/139

[75] Inventors: **Rudi Hartlöhner**, Tuchenbach; **Franz Havrda**, Grossenseebach, both of Germany

Primary Examiner—Antoine Duval Davis
Attorney, Agent, or Firm—Larry R. Meenan

[73] Assignee: **Kennametal Inc.**, Latrobe, Pa.

[57] **CLAIM**

[**] Term: **14 Years**

The ornamental design for a cutting insert, as shown and described.

[21] Appl. No.: **29/124,785**

[22] Filed: **Jun. 12, 2000**

DESCRIPTION

Related U.S. Application Data

[62] Division of application No. 29/115,450, Dec. 13, 1999, Pat. No. Des. 430,178, which is a division of application No. 29/107,502, Jul. 7, 1999, Pat. No. Des. 429,261.

FIG. 1 is a perspective view of an alternate cutting insert showing a modified embodiment of our new design;

[51] **LOC (7) Cl.** **15-09**

[52] **U.S. Cl.** **D15/139**

FIG. 2 is a top plan view of the cutting insert of FIG. 1, with the bottom view being a mirror image thereof; and,

[58] **Field of Search** D15/139; 407/104-119

FIG. 3 is a side view thereof, with the remaining side views being a mirror image thereof.

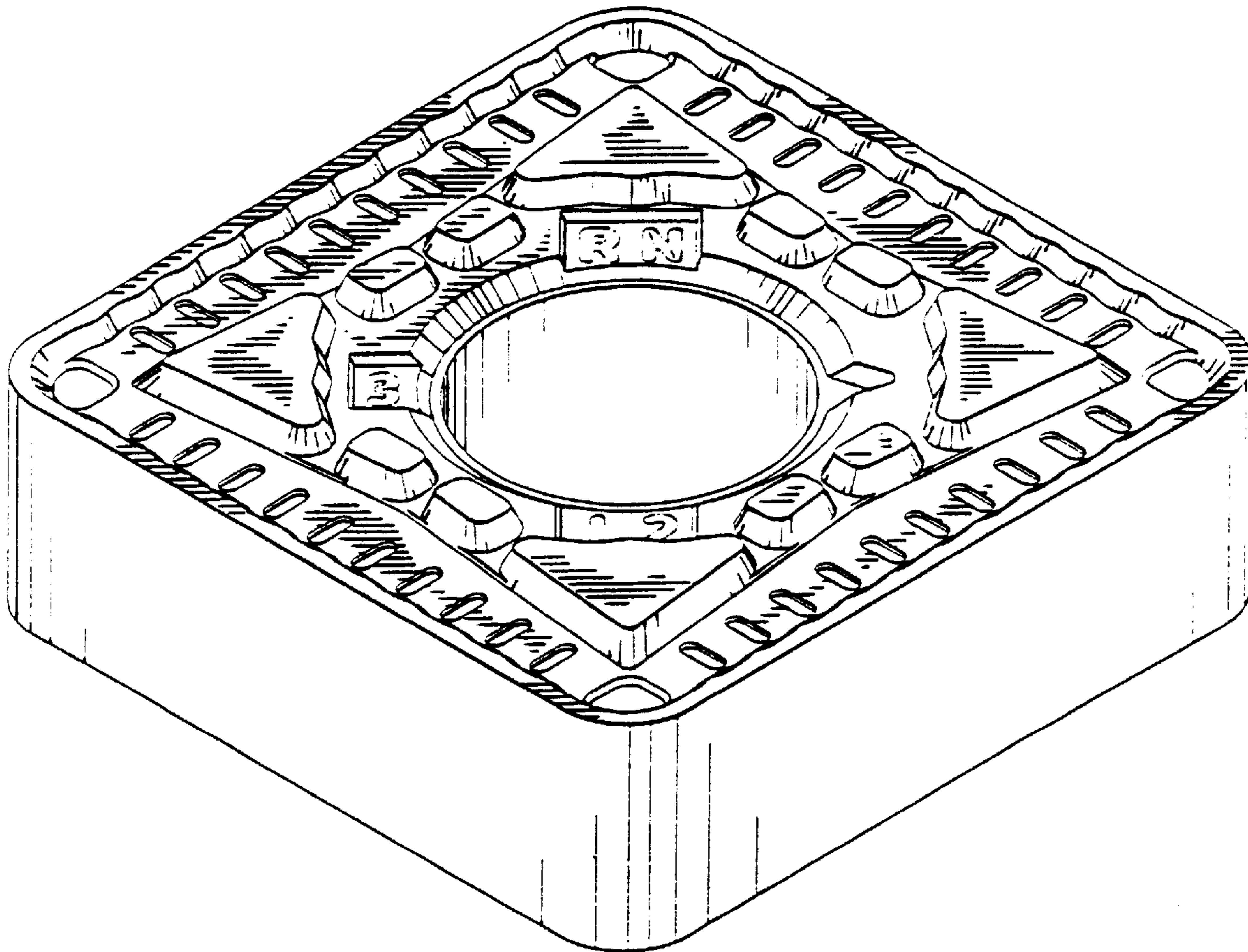
[56] **References Cited**

The broken line showing is for illustrative purposes only and forms no part of the claimed design.

U.S. PATENT DOCUMENTS

D. 359,057 6/1995 Niebauer D15/139

1 Claim, 2 Drawing Sheets



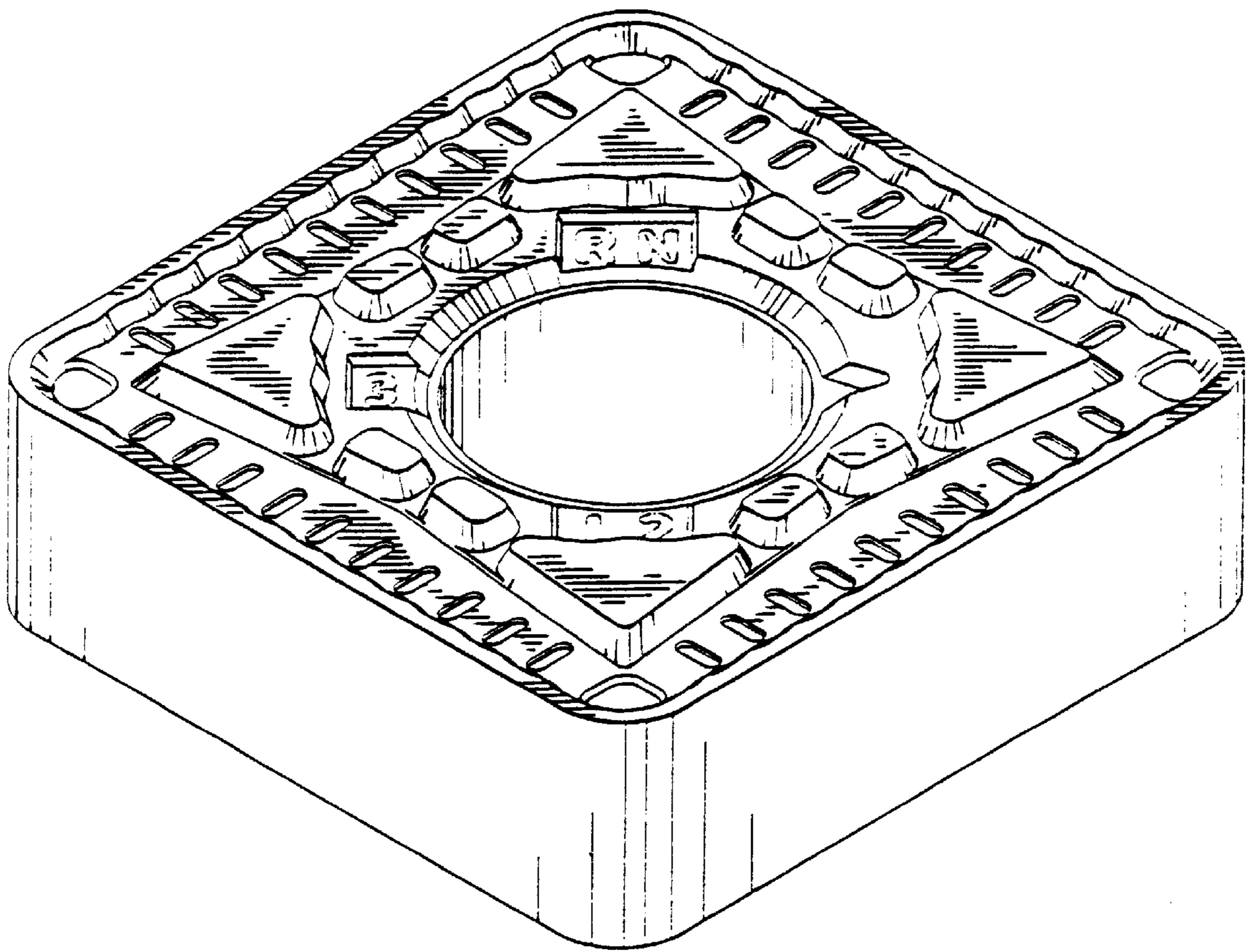


FIG 1




FIG. 2




FIG. 3