



US00D435546S

United States Patent [19]
Corazon Climent

[11] **Patent Number: Des. 435,546**

[45] **Date of Patent: ** Dec. 26, 2000**

[54] **TELEPHONE SUPPORT**

[75] Inventor: **Alberto Corazon Climent**, Madrid, Spain

[73] Assignee: **Telefonica, S.A.**, Madrid, Spain

[**] Term: **14 Years**

[21] Appl. No.: **29/110,741**

[22] Filed: **Sep. 10, 1999**

Related U.S. Application Data

[62] Division of application No. 29/096,644, Nov. 17, 1998, Pat. No. Des. 418,835.

[30] **Foreign Application Priority Data**

May 22, 1998 [ES] Spain 142818

[51] **LOC (7) Cl.** **14-03**

[52] **U.S. Cl.** **D14/240; D14/251**

[58] **Field of Search** D6/495; D14/137, D14/140, 142, 240, 149-151, 251-253, 447, 457, 451; 379/419, 420, 428, 440, 434-436, 441, 454, 447; 248/126, 371, 664, 688

[56] **References Cited**

U.S. PATENT DOCUMENTS

- D. 196,298 9/1963 Stevens .
- D. 291,561 8/1987 Nozawa et al. .
- D. 292,919 11/1987 Lagerbielke et al. .
- D. 295,172 4/1988 Smith et al. .
- D. 300,319 3/1989 Stokholm et al. .
- D. 303,386 9/1989 Iino .
- D. 307,427 4/1990 Polhemus .
- D. 323,164 1/1992 Myoga .
- D. 325,031 3/1992 Chan .

- D. 371,782 7/1996 Béhar et al. .
- D. 372,150 7/1996 Funk D6/495
- D. 389,833 1/1998 Bijkstra .
- D. 419,566 1/2000 Dunn et al. D14/240
- 4,515,998 5/1985 Pinede et al. 379/454
- 4,568,801 2/1986 Gates et al. 379/454
- 4,741,033 4/1988 Utoh et al. 379/435
- 4,819,266 4/1989 Awakowicz et al. 379/454
- 4,830,328 5/1989 Takach, Jr. et al. 379/454 X
- 5,087,004 2/1992 Lundell et al. 248/126
- 5,121,427 6/1992 Gumb et al. 379/435
- 5,185,791 2/1993 Itoyama et al. 379/435
- 5,276,986 1/1994 Thomas 379/447 X
- 5,303,292 4/1994 Takahashi et al. 379/454
- 5,422,951 6/1995 Takahashi et al. 379/454
- 5,432,836 7/1995 Jarrett 379/435
- 5,440,628 8/1995 Milc 379/435 X
- 5,582,386 12/1996 Stauffer et al. 248/664
- 6,016,248 1/2000 Anzai et al. 248/688 X
- 6,019,338 2/2000 Brown et al. 248/371

Primary Examiner—Jeffrey Asch

Attorney, Agent, or Firm—Jacobson, Price, Holman & Stern, PLLC

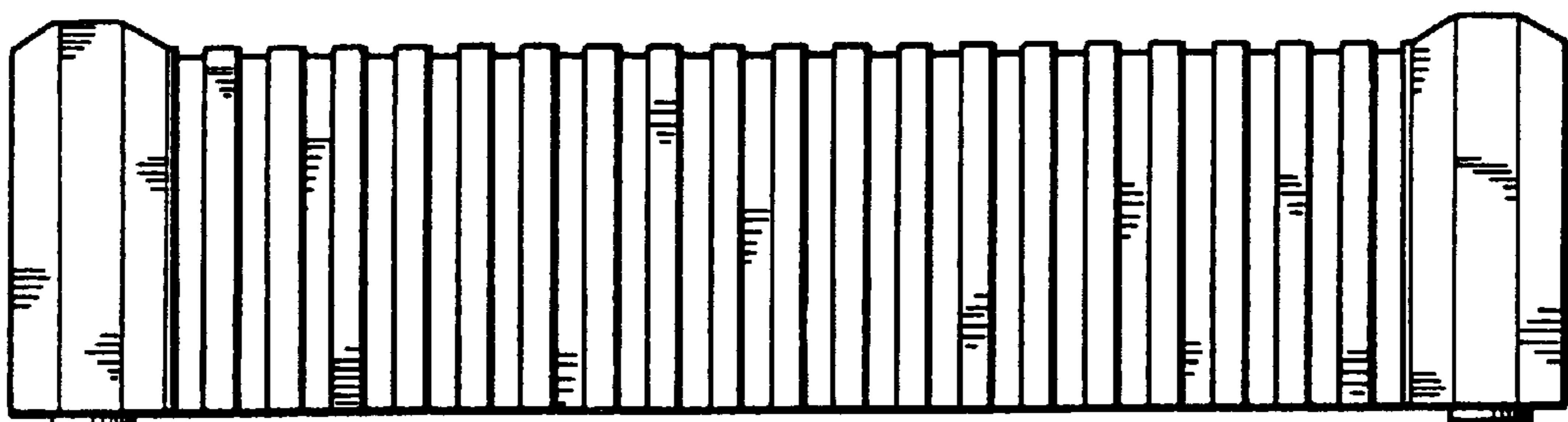
[57] **CLAIM**

An ornamental design for a telephone support, as shown and described.

DESCRIPTION

FIG. 1 is a left elevational view of my new telephone support design;
FIG. 2 is a rear elevational view of the support of FIG. 1;
FIG. 3 is a right elevational view of the support of FIG. 1;
FIG. 4 is a top plan view of the support of FIG. 1;
FIG. 5 is an inverted front elevational view of the support of FIG. 1; and,
FIG. 6 is bottom plan view of the support of FIG. 1.

1 Claim, 2 Drawing Sheets



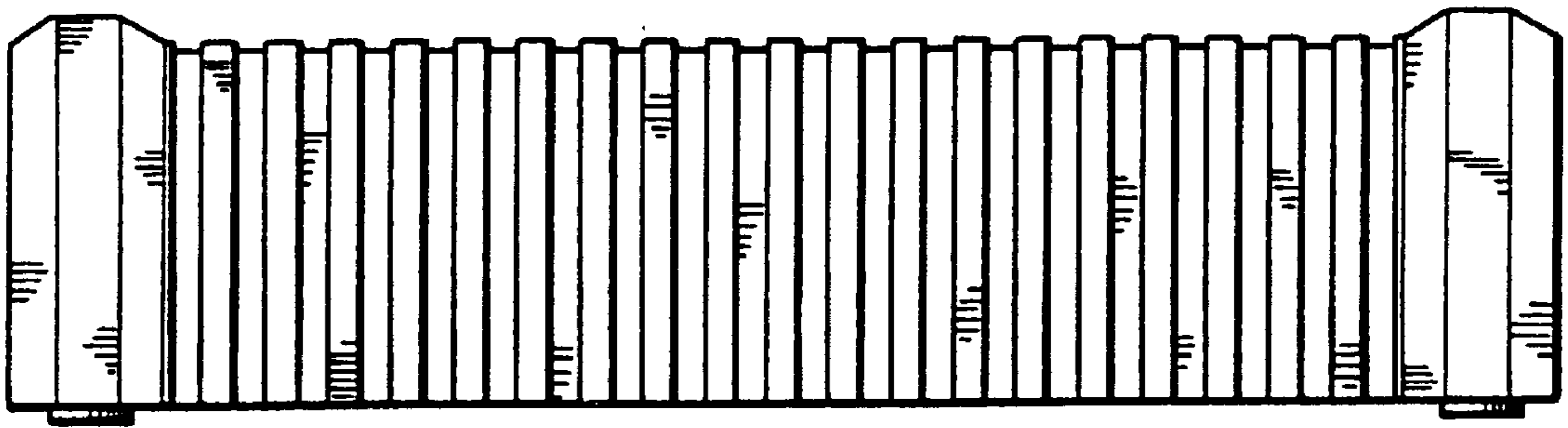


FIG. 2

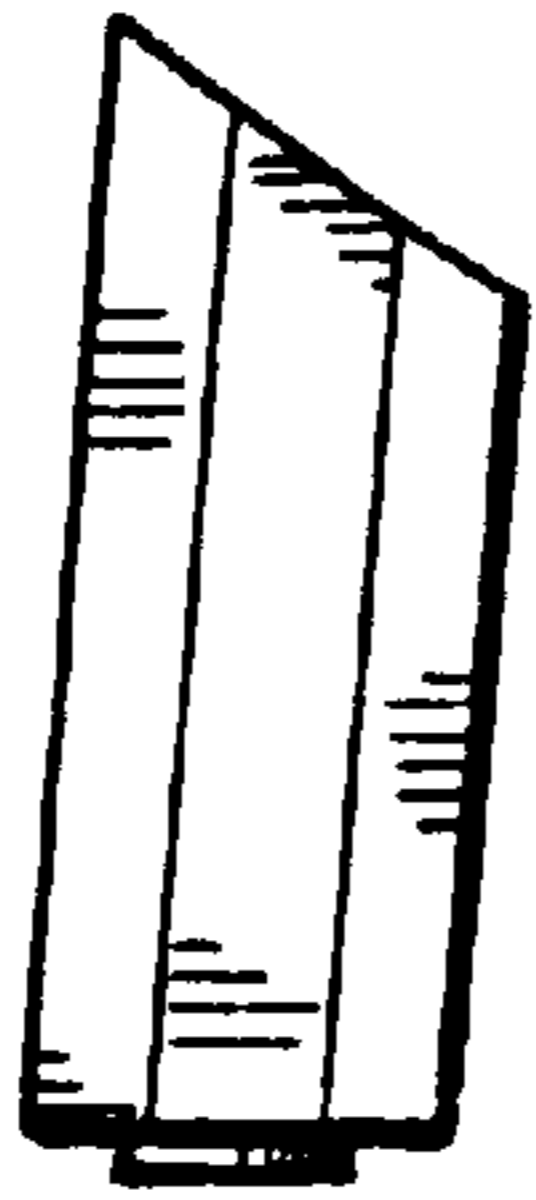


FIG. 1

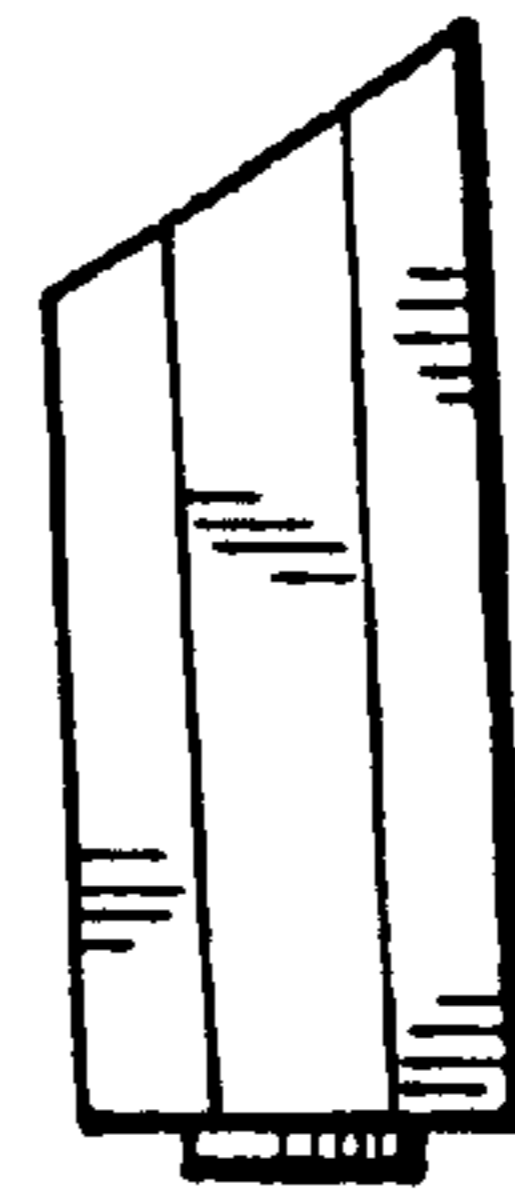


FIG. 3

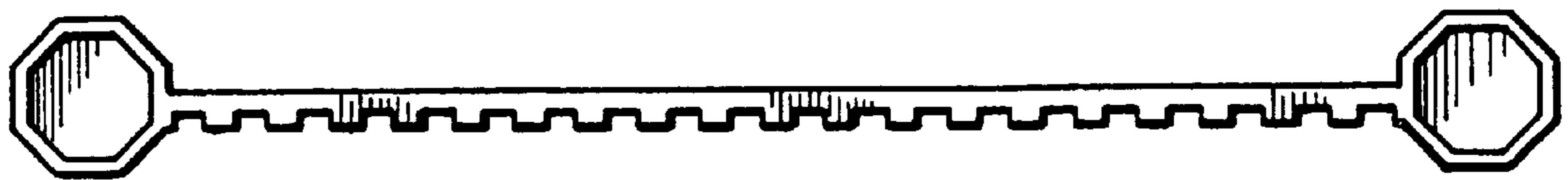


FIG. 4




FIG. 5




FIG. 6