



US00D435533S

**United States Patent** [19]  
**Hayashi**

[11] **Patent Number: Des. 435,533**

[45] **Date of Patent: \*\* Dec. 26, 2000**

[54] **TAPE PLAYER**

*Attorney, Agent, or Firm—Foley & Lardner*

[75] Inventor: **Haruo Hayashi**, Tokyo, Japan

[57] **CLAIM**

[73] Assignee: **Sony Corporation**, Tokyo, Japan

The ornamental design for a tape player, as shown and described.

[\*\*] Term: **14 Years**

[21] Appl. No.: **29/086,627**

**DESCRIPTION**

[22] Filed: **Apr. 16, 1998**

FIG. 1 is a perspective view of of a tape player showing my new design;

[51] **LOC (7) Cl.** ..... **14-01**

[52] **U.S. Cl.** ..... **D14/165**

FIG. 2 is a top plan view thereof;

[58] **Field of Search** ..... D14/124, 160–165,  
D14/167–168, 188, 191–198, 217; 455/344,  
347–351

FIG. 3 is a left side elevational view thereof;

FIG. 4 is a front elevational view thereof;

[56] **References Cited**

**U.S. PATENT DOCUMENTS**

- D. 310,527 9/1990 Yamamoto et al. .... D14/163
- D. 317,917 7/1991 Tsujimoto et al. .... D14/161 X
- D. 321,880 11/1991 Emmerling ..... D14/192
- D. 347,843 6/1994 Iribe et al. .... D14/163 X
- D. 374,232 10/1996 Suzuki et al. .... D14/191

FIG. 5 is a bottom plan view thereof;

FIG. 6 is a right side elevational thereof;

FIG. 7 is a rear elevational view thereof; and,

**OTHER PUBLICATIONS**

- “National/Panasonic” pp.93 (May 1, 1997).
- “Catalog 87” Sony pp. 110, 111, 113 (Nov. 1997).

FIG. 8 is perspective view thereof, wherein the lid portion is in the open position. The broken lines showing the inside of the tape player is for illustrative purposes only and forms no part of the claimed design.

*Primary Examiner—Nanda Bondade*

**1 Claim, 3 Drawing Sheets**




FIG. 1

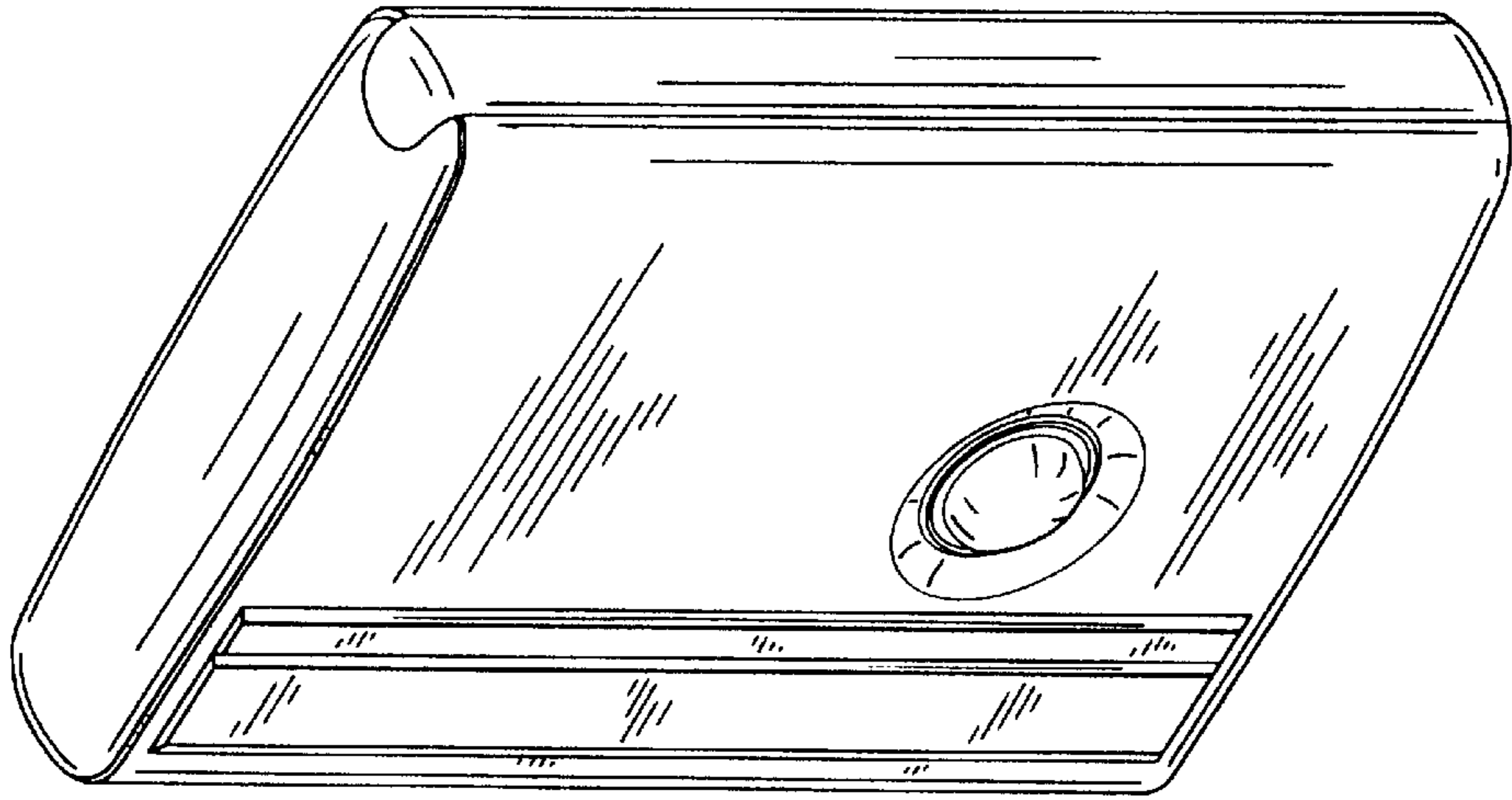


FIG. 8

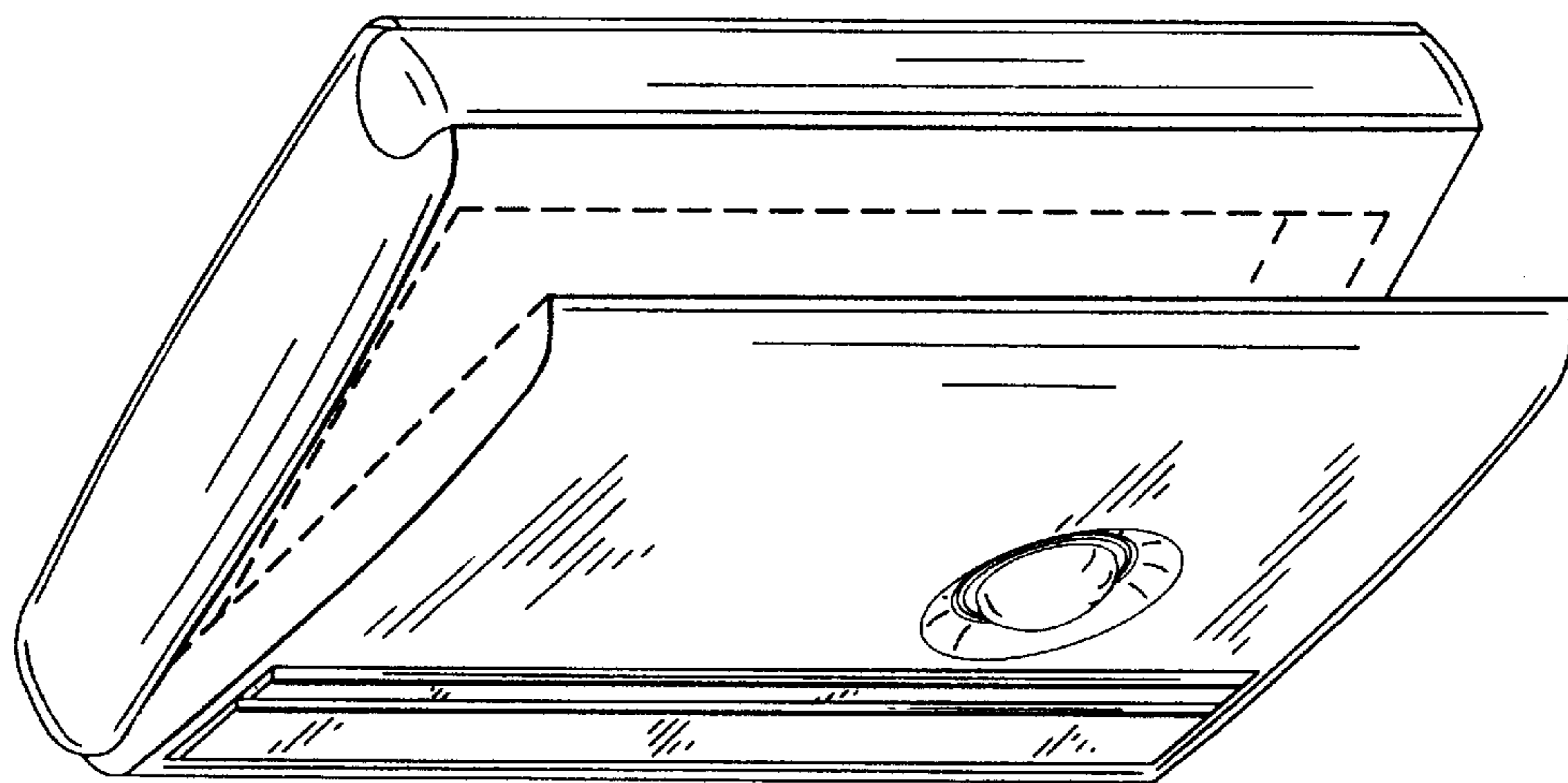


FIG. 2




FIG. 4




FIG. 5

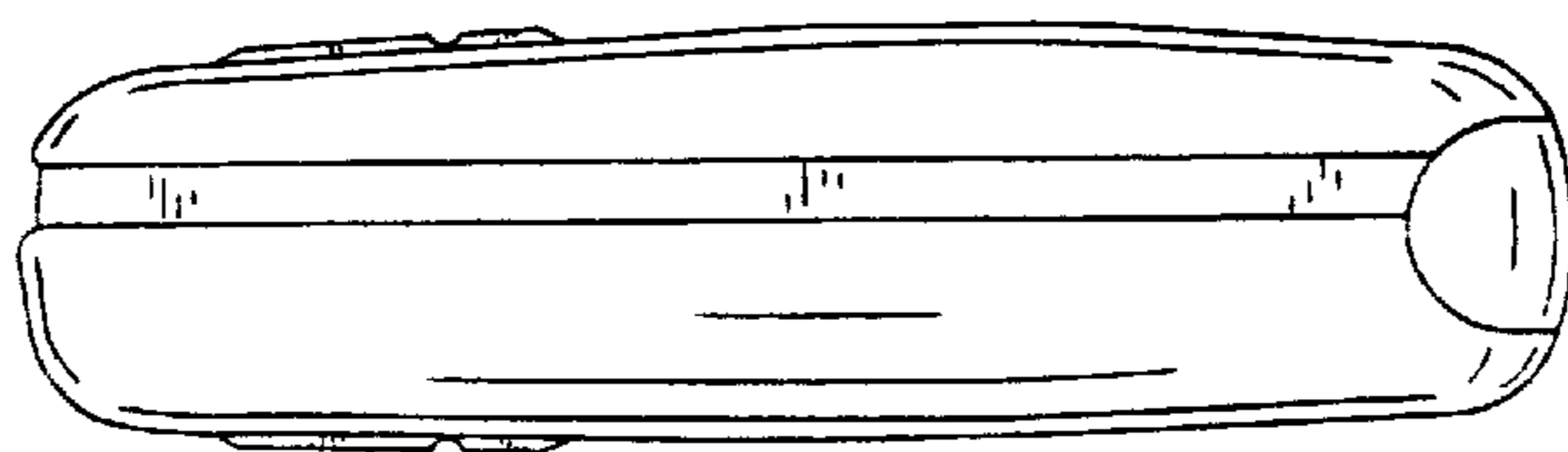


FIG. 3

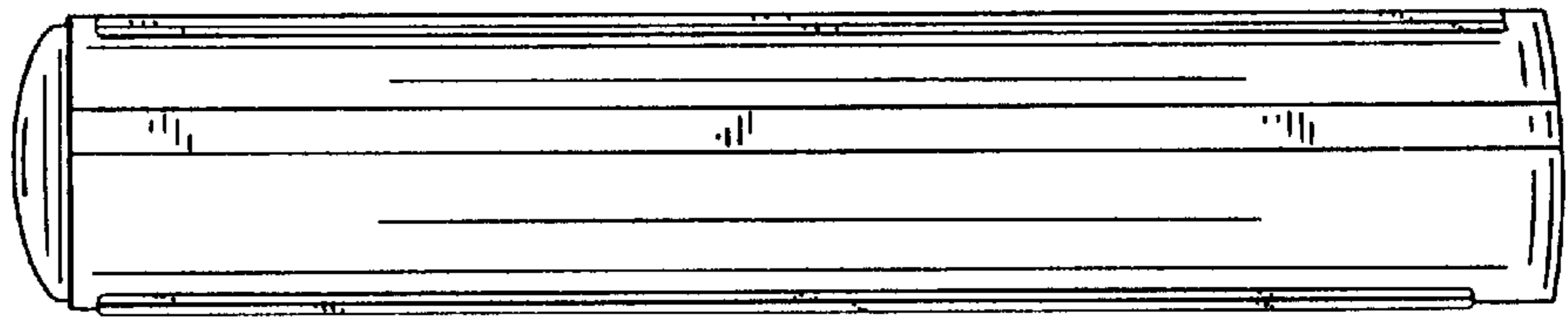


FIG. 7

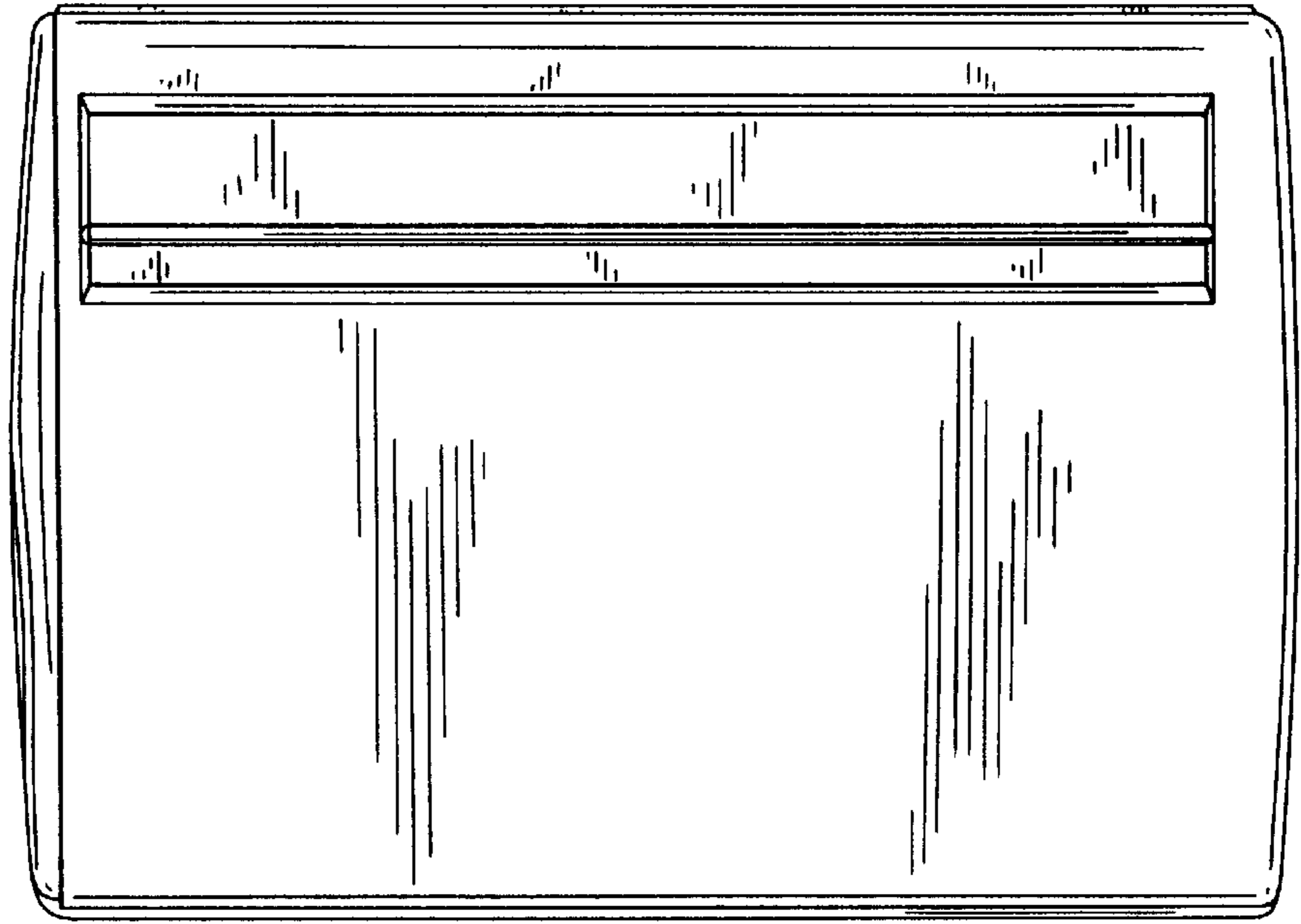


FIG. 6

