



US00D435513S

United States Patent [19]
Cheng

[11] **Patent Number: Des. 435,513**

[45] **Date of Patent: ** Dec. 26, 2000**

[54] **OPTICAL FIBER CONNECTOR**

[76] Inventor: **Yu-Feng Cheng**, No. 7, Fuhshing St.,
Tucheng Ind. Dist., Tucheng City,
Taipei Hsien, Taiwan

[**] Term: **14 Years**

[21] Appl. No.: **29/124,816**

[22] Filed: **Jun. 13, 2000**

[51] **LOC (7) Cl.** **13-03**

[52] **U.S. Cl.** **D13/133**

[58] **Field of Search** D13/133; 385/53,
385/55, 56, 72, 76, 78, 84; 439/578, 668

[56] **References Cited**

U.S. PATENT DOCUMENTS

D. 313,790	1/1991	Hirabayashi	D13/133
D. 323,643	2/1992	Lee	D13/133
D. 328,280	7/1992	Lee	D13/133
D. 361,746	8/1995	Emmerik	D13/133
D. 366,862	2/1996	Lee	D13/133

D. 366,863	2/1996	Lee	D13/133
4,995,836	2/1991	Toramoto	439/675
5,529,513	6/1996	Lee	439/491
5,963,690	10/1999	Cheng	385/76

Primary Examiner—Joel Sincavage
Attorney, Agent, or Firm—Bacon & Thomas, PLLC

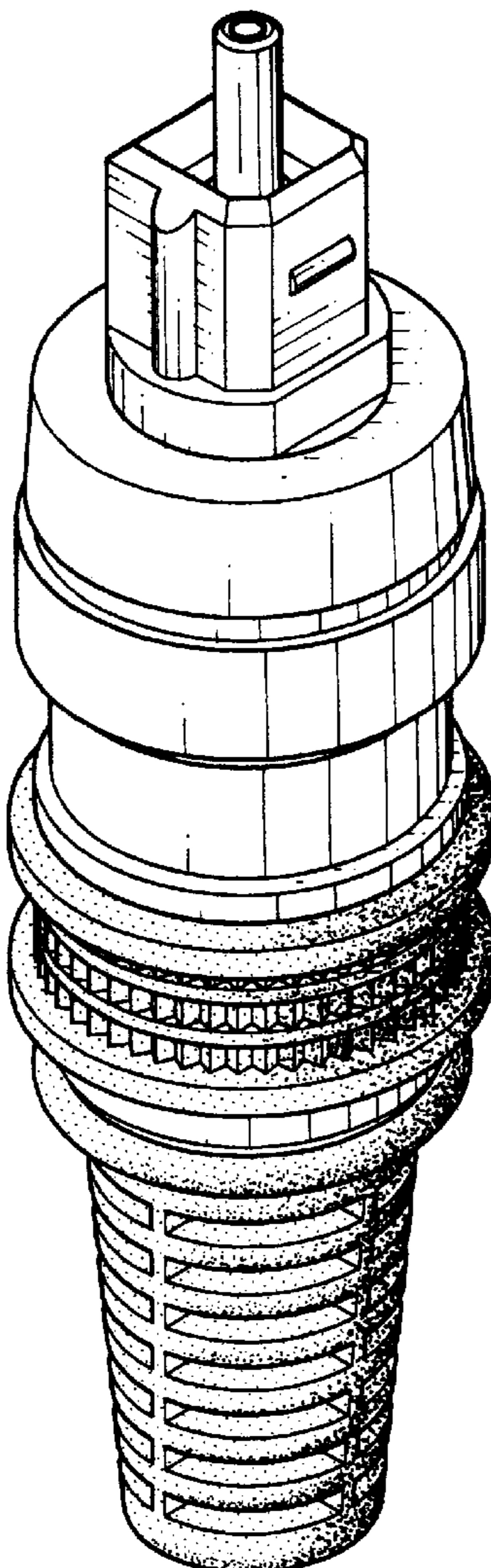
[57] **CLAIM**

The ornamental design for a optical fiber connector, as shown.

DESCRIPTION

FIG. 1 is a perspective view of a optical fiber connector, showing my new design;
FIG. 2 is a front elevational view thereof;
FIG. 3 is a rear elevational view thereof;
FIG. 4 is a left elevational view thereof;
FIG. 5 is a right elevational view thereof;
FIG. 6 is a top plan view thereof; and,
FIG. 7 is a bottom plan view thereof.

1 Claim, 4 Drawing Sheets



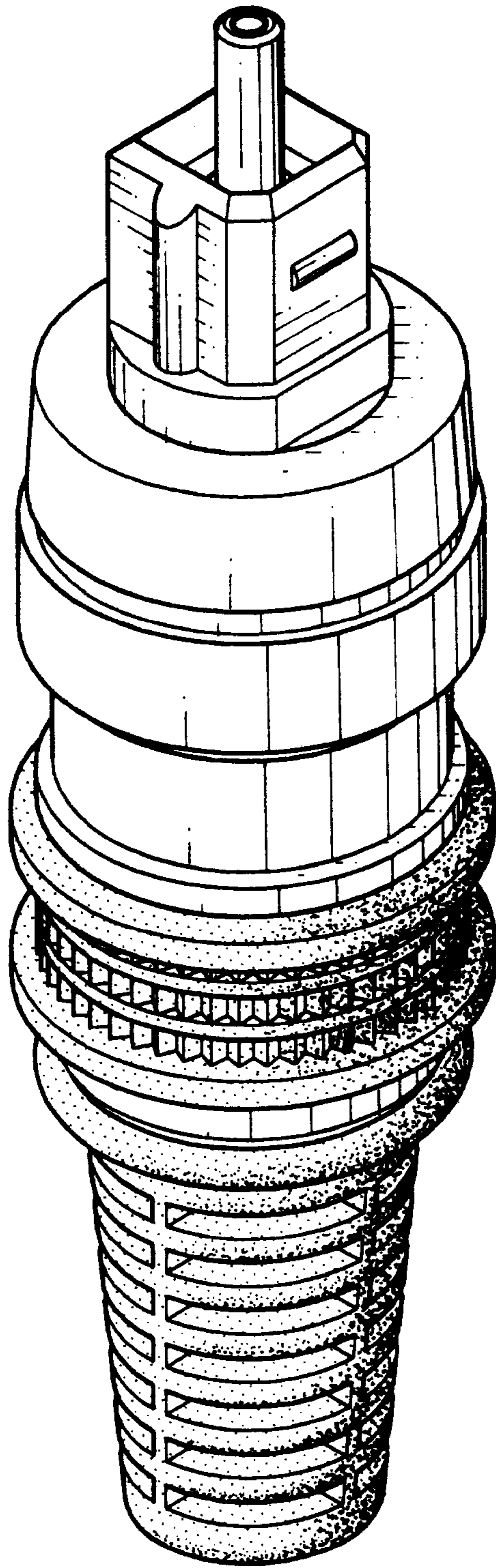


FIG. 1

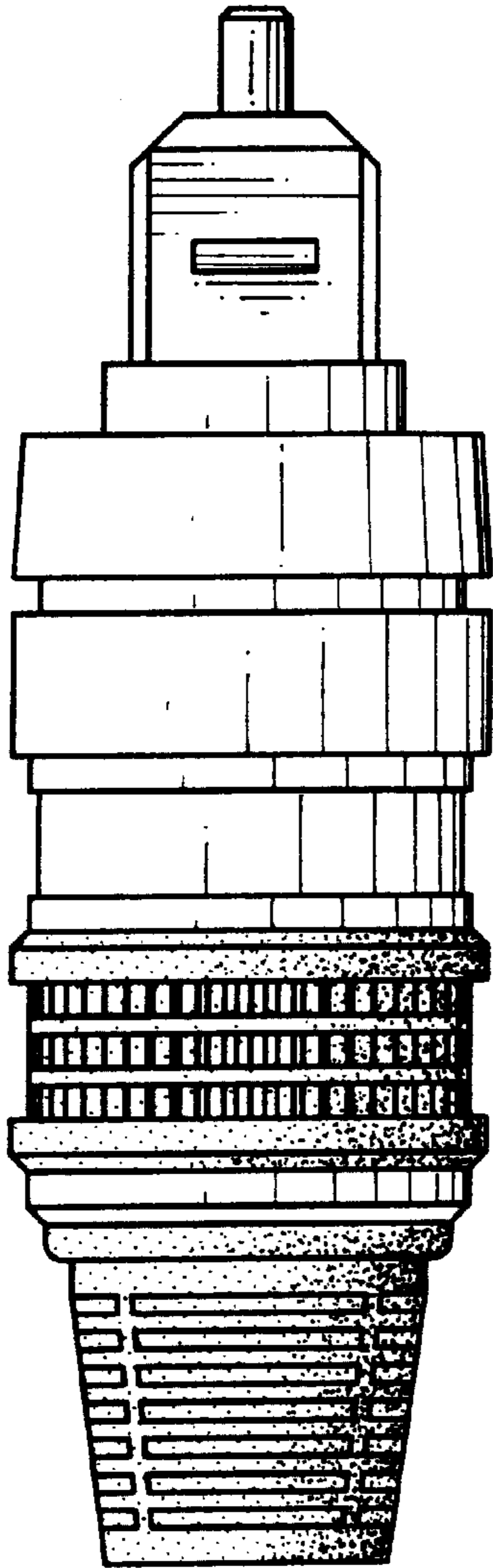


FIG. 3

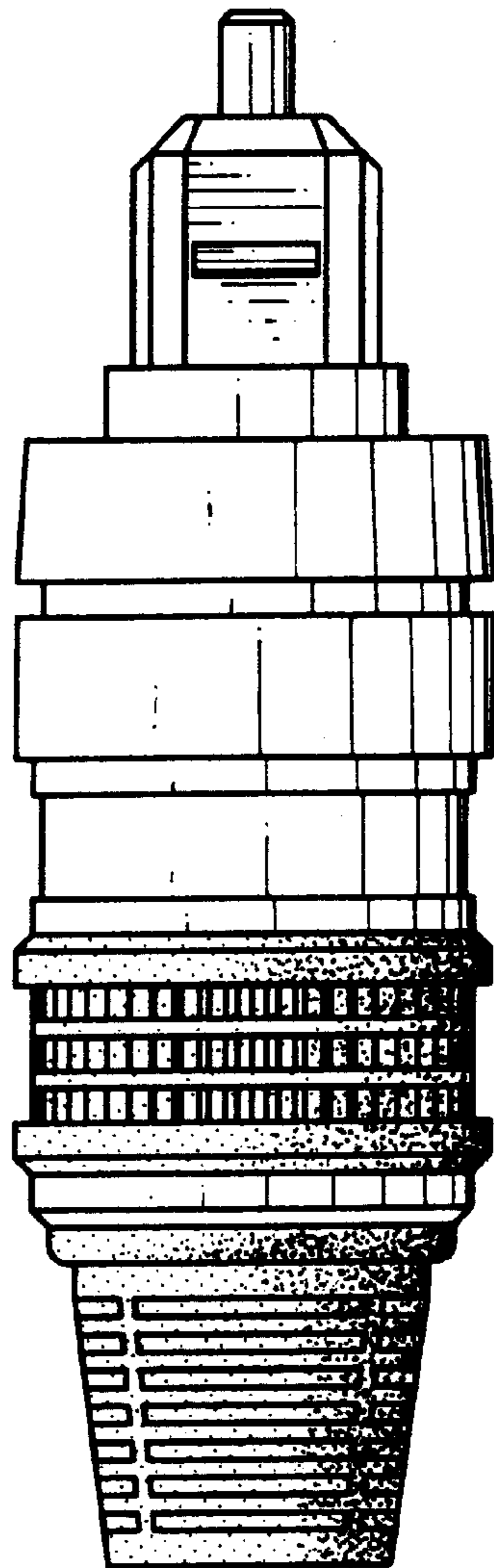


FIG. 2

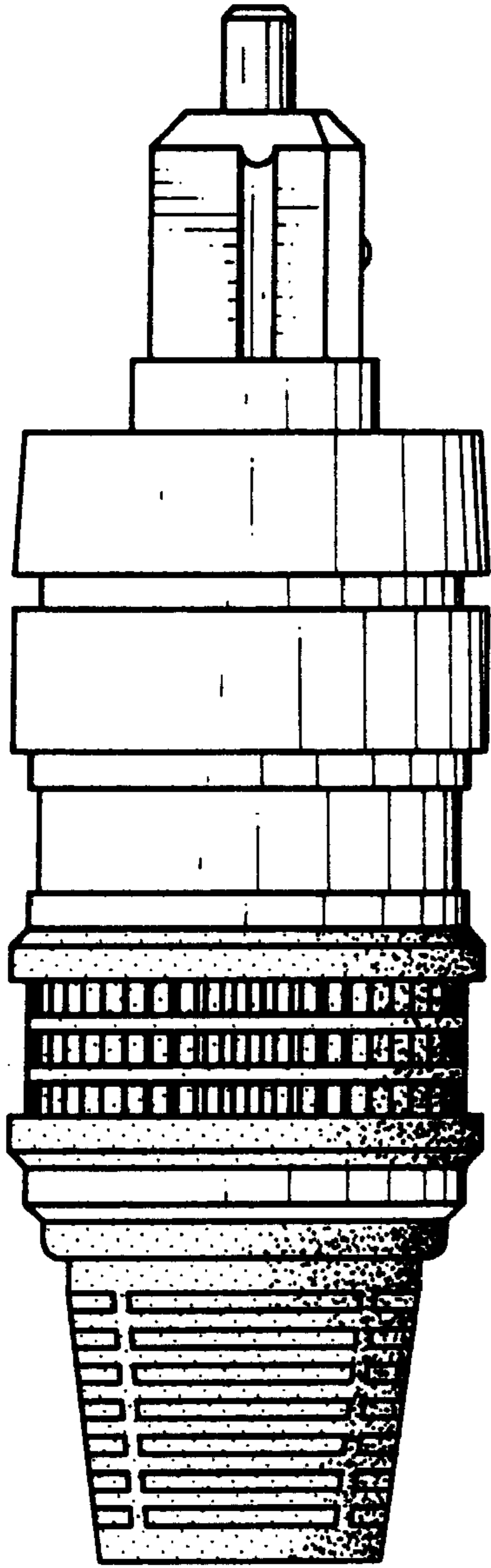


FIG. 4




FIG. 5




FIG. 6




FIG. 7