



US00D435496S

United States Patent [19]

Sacco et al.

[11] Patent Number: **Des. 435,496**

[45] Date of Patent: **** Dec. 26, 2000**

[54] **EXTERIOR SURFACE CONFIGURATION OF A RADIATOR GRILLE**

D. 393,610 4/1998 Sacco et al. D12/92
D. 395,847 7/1998 Sacco et al. D12/92
D. 396,677 8/1998 Sacco et al. D12/163

[75] Inventors: **Bruno Sacco**, Sindelfingen; **Peter Pfeiffer**, Boeblingen, both of Germany

Primary Examiner—Melody N. Brown
Attorney, Agent, or Firm—Evenson, McKeown, Edwards & Lenahan, P.L.L.C.

[73] Assignee: **DaimlerChrysler AG**, Stuttgart, Germany

[57] **CLAIM**

[**] Term: **14 Years**

The ornamental design for an exterior surface configuration of a radiator grille, as shown and described.

[21] Appl. No.: **29/086,741**

DESCRIPTION

[22] Filed: **Apr. 20, 1998**

[51] **LOC (7) Cl.** **12-16**

[52] **U.S. Cl.** **D12/163**

[58] **Field of Search** D12/163, 90-92;
180/68.6

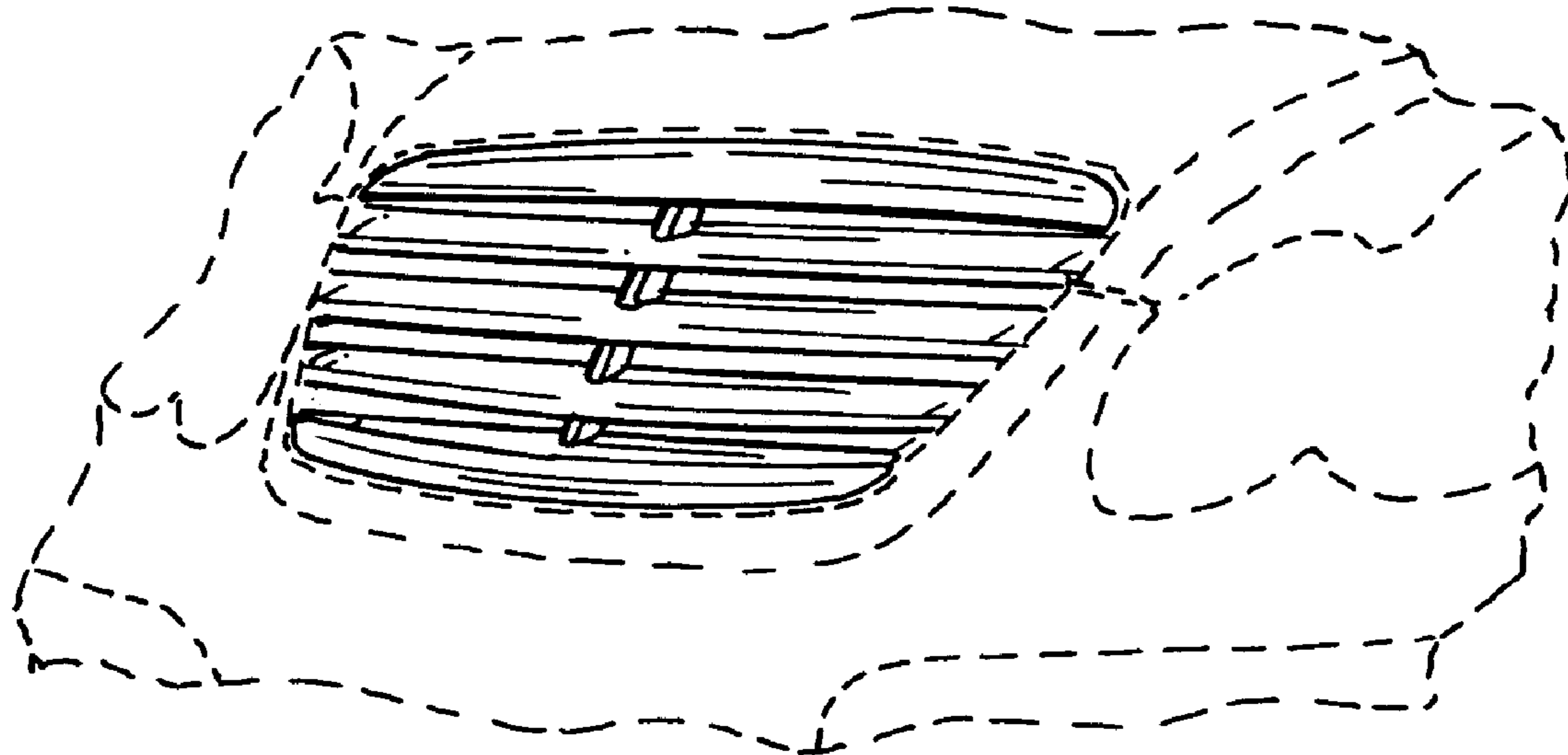
FIG. 1 is a front view of an exterior surface configuration of a radiator grille according to our novel design;
FIG. 2 is a left side view of an exterior surface configuration of a radiator grille according to our novel design;
FIG. 3 is a perspective view from the front left of an exterior surface configuration of a radiator grille according to our novel design; and,
FIG. 4 is a top view of an exterior surface configuration of a radiator grille according to our novel design.
The broken lines shown in all drawing views are for illustrative purposes only and form no part of the claimed design.
The rear view is flat and unornamented and not visible in use.

[56] **References Cited**

U.S. PATENT DOCUMENTS

D. 272,240 1/1984 Berg D12/163
D. 325,715 4/1992 Hoerneg et al. D12/92
D. 346,570 5/1994 Sacco et al. D12/92
D. 354,778 1/1995 Sacco et al. D12/92
D. 361,968 9/1995 Oyama D12/163
D. 385,221 10/1997 Gulletzerdoerfer et al. D12/92

1 Claim, 2 Drawing Sheets



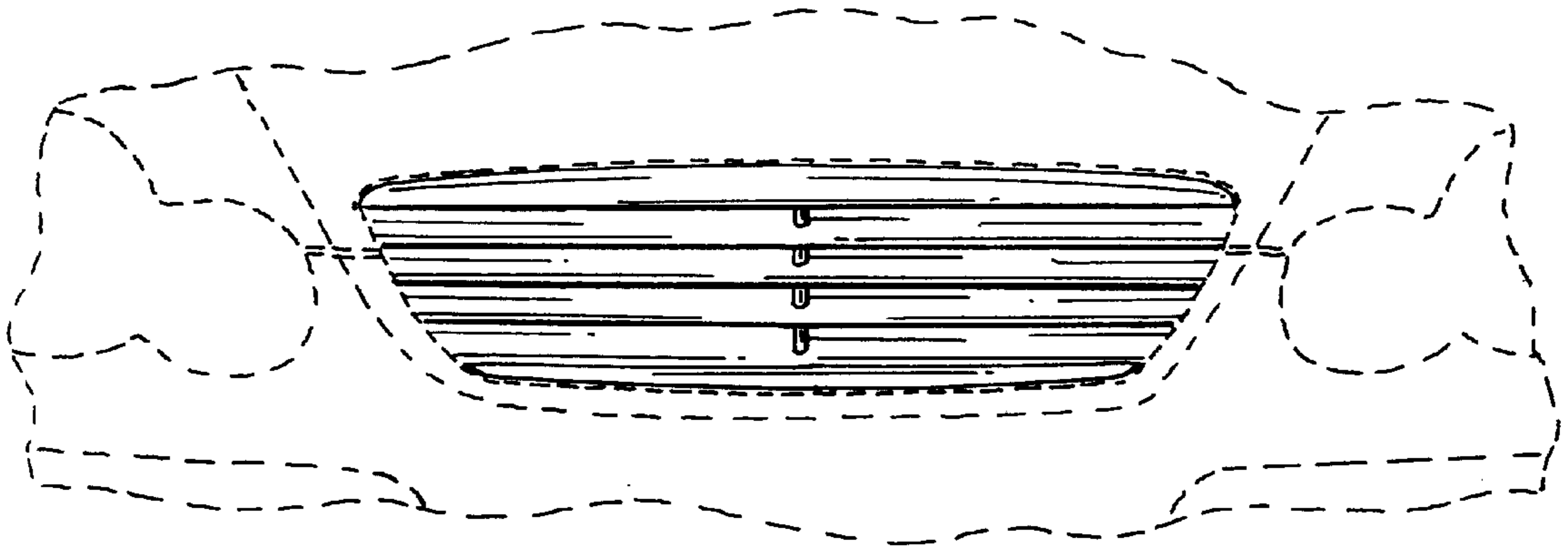


FIG. 1

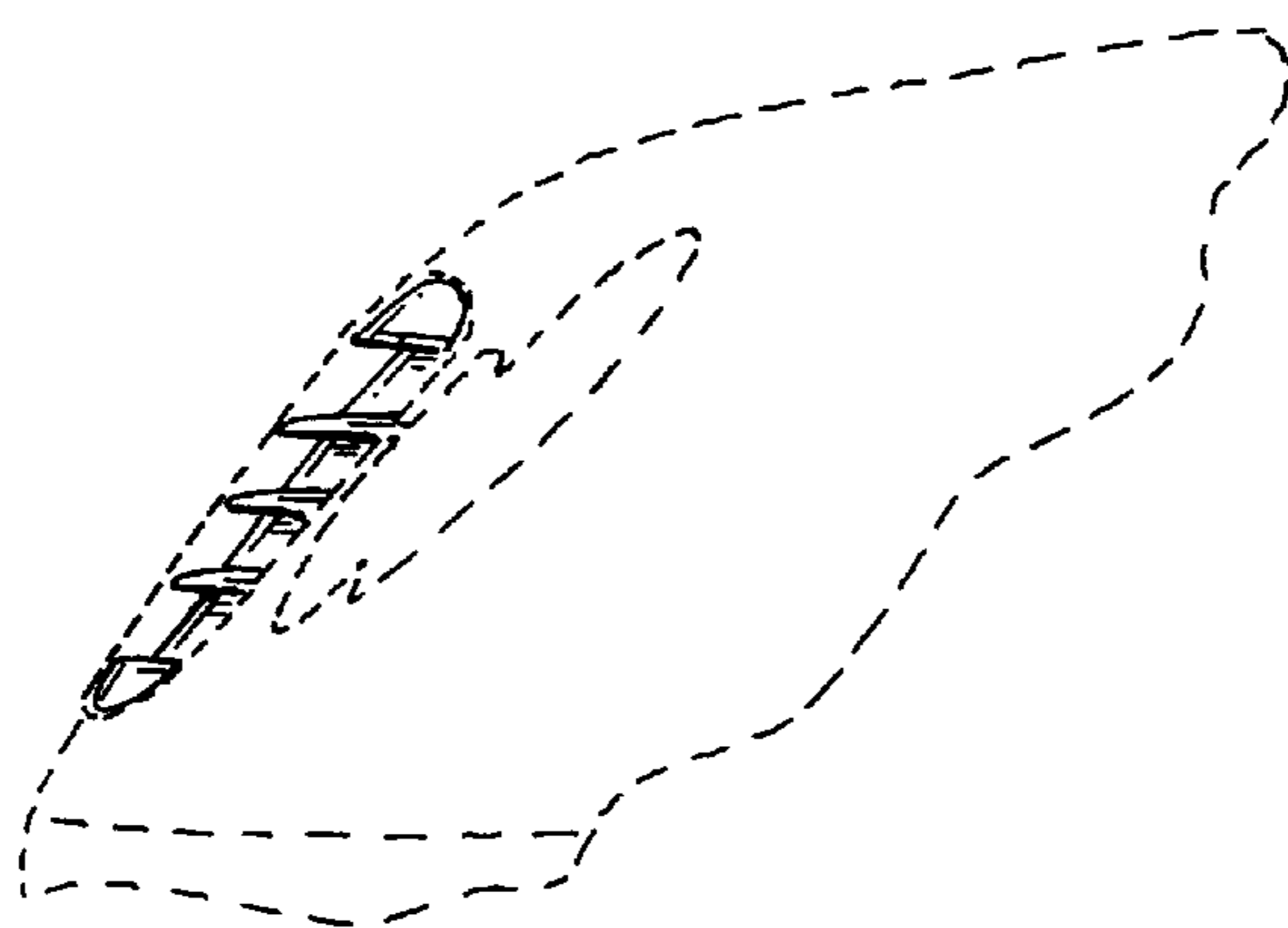


FIG. 2

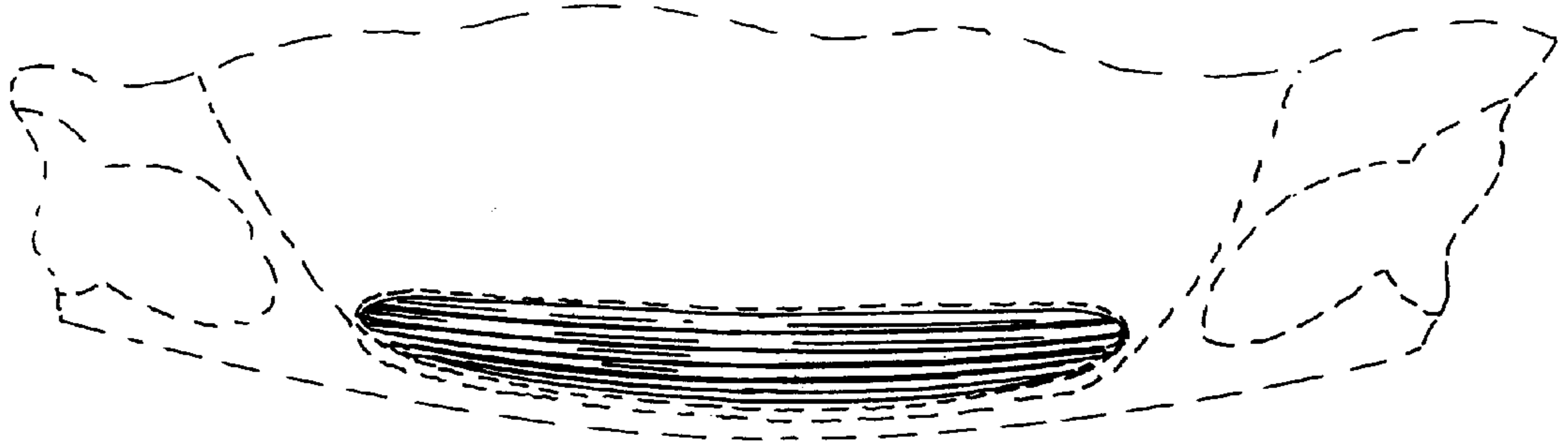


FIG. 3

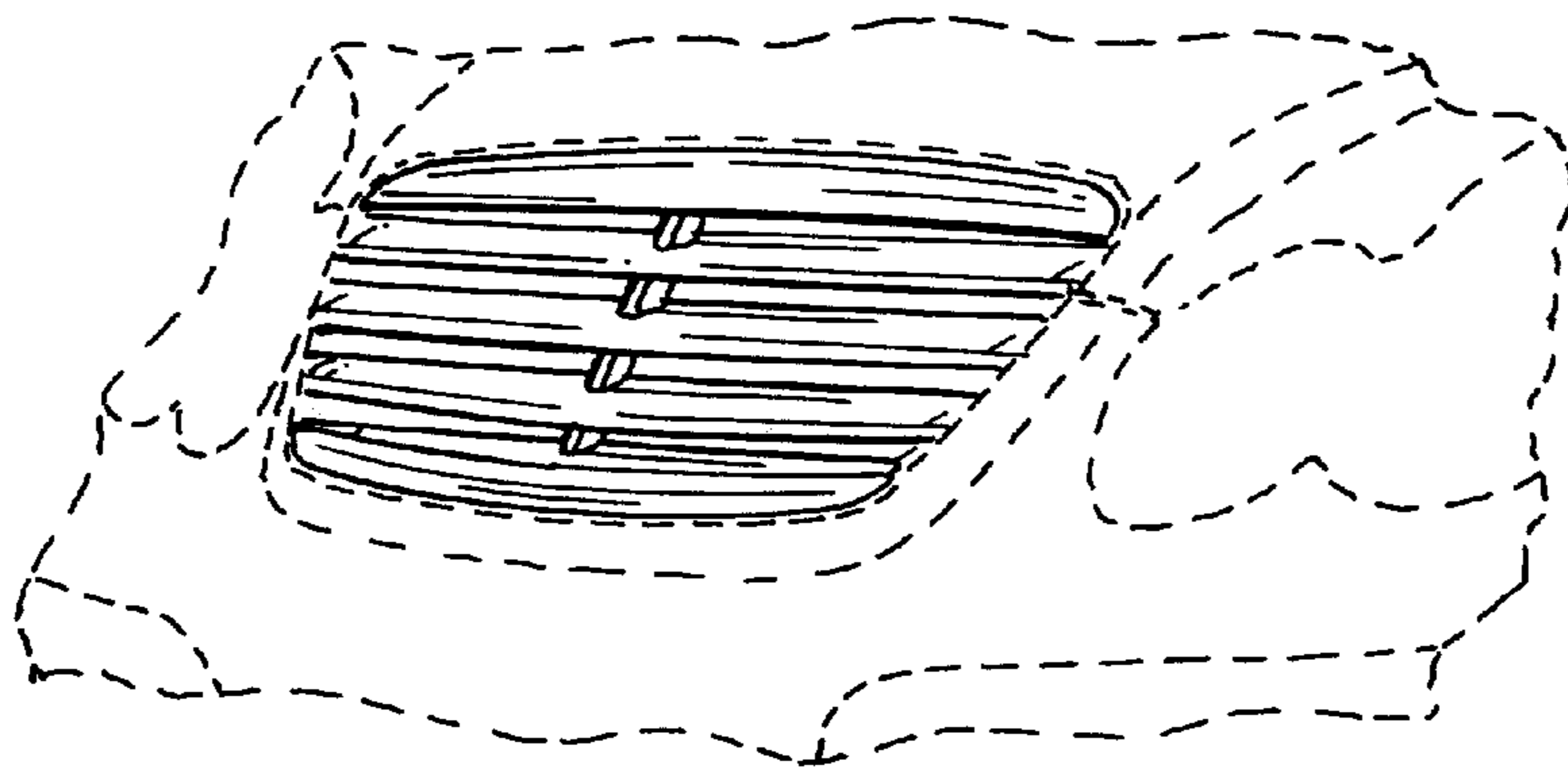


FIG. 4