



US00D435492S

**United States Patent** [19]  
**Shy**

[11] **Patent Number: Des. 435,492**

[45] **Date of Patent: \*\* Dec. 26, 2000**

[54] **BICYCLE CHAIN RING**

D. 397,966 9/1998 Chung ..... D12/121  
D. 413,092 8/1999 Johnson et al. .... D12/180

[76] Inventor: **Jiin-Chyr Shy**, 58, Ma Yuan West St.,  
Taichung, Taiwan

*Primary Examiner*—Melody N. Brown

[\*\*] Term: **14 Years**

[57] **CLAIM**

[21] Appl. No.: **29/122,592**

The ornamental design for a bicycle chain ring, as shown  
and described.

[22] Filed: **Apr. 29, 2000**

**DESCRIPTION**

[51] **LOC (7) Cl.** ..... **12-11**

FIG. 1 is a perspective view of a bicycle chain ring showing  
my design;

[52] **U.S. Cl.** ..... **D12/123**

FIG. 2 is a front elevational view thereof;

[58] **Field of Search** ..... D12/123; 474/160,  
474/152, 155-158, 162, 164

FIG. 3 is a rear elevational view thereof;

FIG. 4 is a left side elevational view thereof;

FIG. 5 is a right side elevational view thereof;

FIG. 6 is a top plan view thereof; and,


FIG. 7 is a bottom plan view thereof.

[56] **References Cited**

**U.S. PATENT DOCUMENTS**

D. 246,097 10/1977 McGregor, Sr. et al. .... D12/123  
D. 366,017 1/1996 Aoone ..... D12/123

**1 Claim, 7 Drawing Sheets**



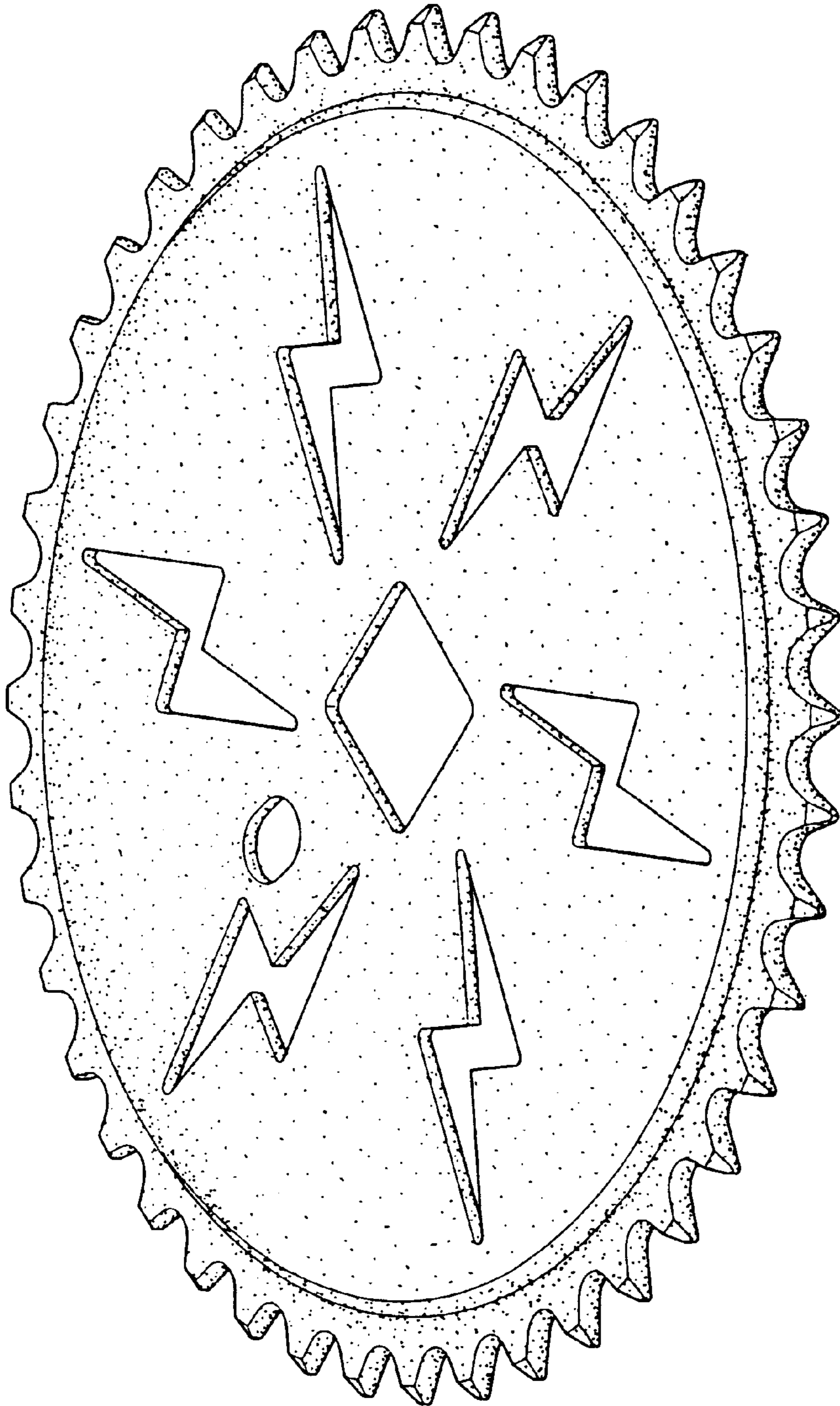


FIG. 1

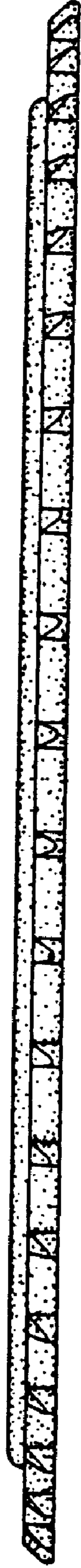


FIG. 2



FIG. 3

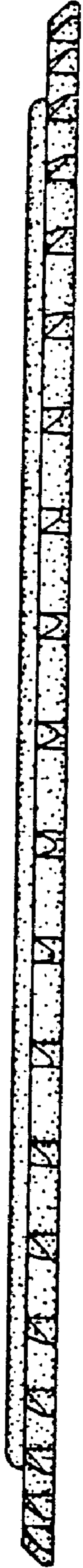


FIG. 4

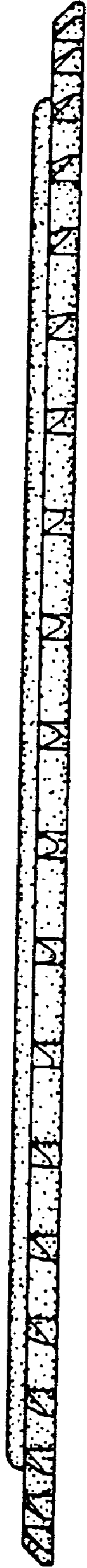




FIG. 5



F I G. 6



F I G. 7