



US00D435471S

# United States Patent [19]

[11] Patent Number: Des. 435,471

Simbeck et al.

[45] Date of Patent: \*\* Dec. 26, 2000

## [54] ELECTRIC METER

[75] Inventors: **Werner Reinhard Simbeck**, Mill Bay;  
**I. Ross Macfarlane**; **Markus F. Hirschbold**, both of Victoria, all of Canada

[73] Assignee: **Power Measurement Ltd.**, Canada

[\*\*] Term: **14 Years**

[21] Appl. No.: **29/108,165**

[22] Filed: **Jul. 21, 1999**

[51] LOC (7) Cl. .... **10-04**

[52] U.S. Cl. .... **D10/99**

[58] Field of Search ..... D10/75, 76, 99,  
D10/100; 73/431; 324/110, 115, 119, 146,  
149, 156, 136, 142; 340/870.02, 870.03;  
361/364, 366, 367, 368, 372, 667

“7330 ION®” Digital 3-Phase Power Meter, *Power Measurement*, brochure, revised Jul. 23, 1998, first published Feb. 1, 1998, pp. 1-6.

“7700 ION®” 3-Phase Power Meter Analyzer and Controller, *Power Measurement*, brochure, revised Dec. 8, 1998, first published Mar. 31, 1995.

“MARK-V Digital True RMS Energy Meter,” *TransData, Inc.*, Bulletin.

“American National Standard for Electric Meters—Code for Electricity Metering,” “American National Standard for Electric Meters—Code for Electricity Metering,” *ican National Standard*, Document ANSI C12.1 (1995).

“American National Standard for Electromechanical Watthour Meters,” *The Institute of Electrical and Electronics Engineers, Inc.*, ANSI C12 (1987) (Revision of ANSCI C12-10-1978).

“American National Standard for Electricity Meters 0.2 and 0.5 Accuracy Classes,” *American National Standards*, ANSI C12.20-(1998).

(List continued on next page.)

## [56] References Cited

### U.S. PATENT DOCUMENTS

D. 348,019	6/1994	Kocol et al. ....	D10/100
D. 366,434	1/1996	Brown et al. ....	D10/99
D. 381,281	7/1997	Miller et al. ....	D10/100
D. 382,498	8/1997	Warwick ....	D10/75
D. 389,760	1/1998	Mumm et al. ....	D10/100
D. 406,072	2/1999	Houck et al. ....	D10/100
D. 412,859	8/1999	Thiel ....	D10/99

### OTHER PUBLICATIONS

“PowerPlus Alpha® Meter,” *ABB Network Partner*, brochure (May, 1997).

“Alpha Solid State Polyphase Meter (Watts, VARs, VA),” *ABB Power T&D Company Inc. Bulletin 42-270-B*, pp. 1-12, Sep. 15, 1995.

“Vectron® SVX Solid-State Polyphase Meters,” *Schlumberger*, Bulletin 11314 (Mar., 1996).

“QUAD4® Plus and MAXsys® Meters and IEDs,” Siemens Power Transmission & Distribution, LLC, ST&D Meter Division, Charlotte, NC 28273, Brochure, pp. 1-13, (Apr. 1998).

“MAXsys® 2510 Substation/High-End Direct Access Meter,” *Siemens* brochure (MAX2510DSO, Apr. 1998).

*Primary Examiner*—Antoine Duval Davis  
*Attorney, Agent, or Firm*—Brinks Hofer Gilson & Lione

## [57] CLAIM

The ornamental design for an electric meter, as shown and described.

## DESCRIPTION

FIG. 1 is a front perspective view of the electric meter of the invention;

FIG. 2 is a rear perspective view of the electric meter of the invention;

FIG. 3 is a front elevation of the electric meter illustrated in FIG. 1;

FIG. 4 is the rear end view thereof;

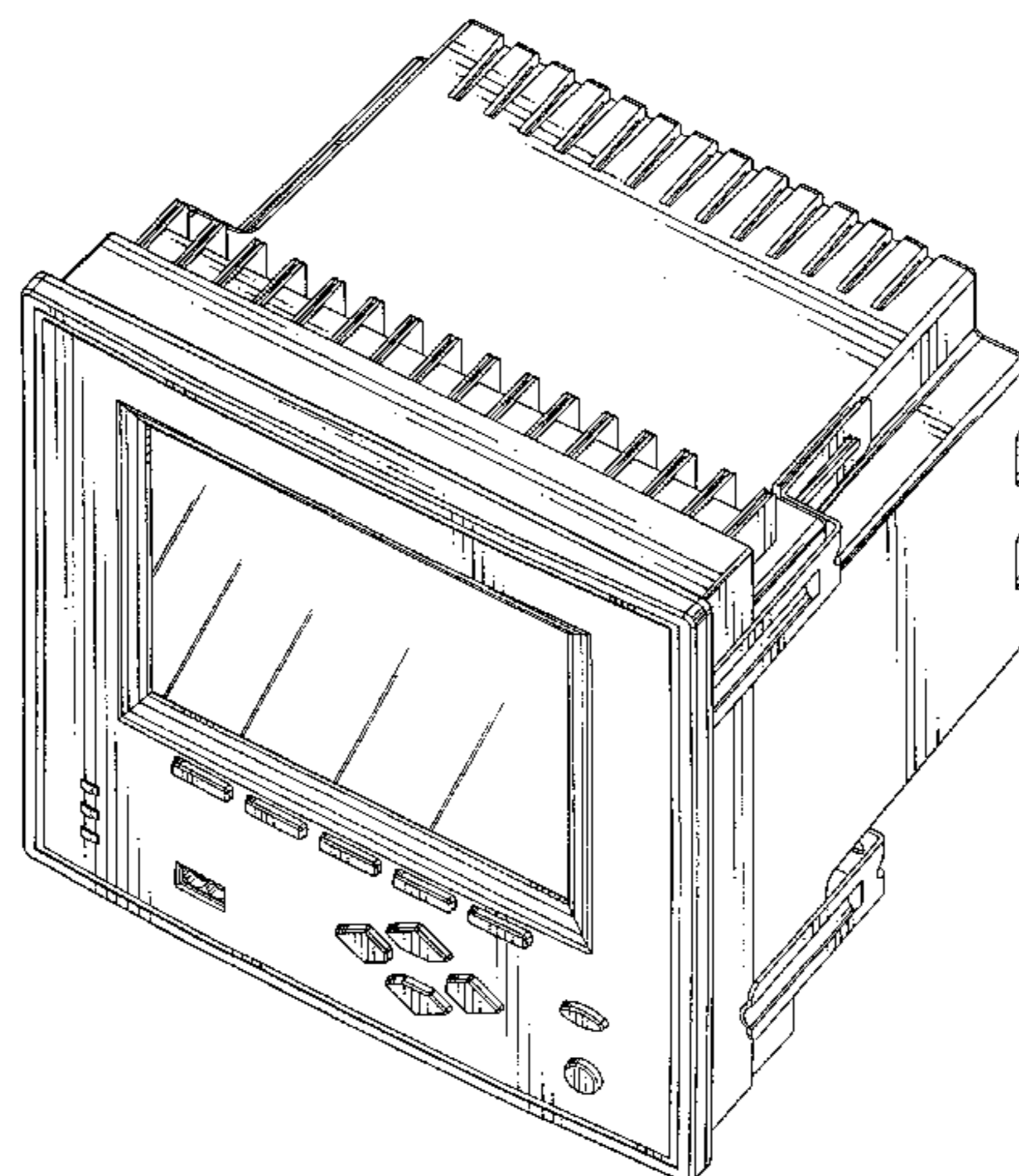
FIG. 5 is a top view thereof;

FIG. 6 is a bottom view thereof;

FIG. 7 is a left side view thereof; and,

FIG. 8 is a right side view thereof.

1 Claim, 8 Drawing Sheets



OTHER PUBLICATIONS

“ISO—Specification MTR1–96, Engineering Specification For Polyphase Solid–State Electricity Meters For Use On The ISO Grid,” Exhibit A, pp. 1–42 (1997).

“Specifications For Approval Of Type of Electricity Meters, Instrument Transformers And Auxillary Devices,” *Consumer and Corporate Affairs* Canada.

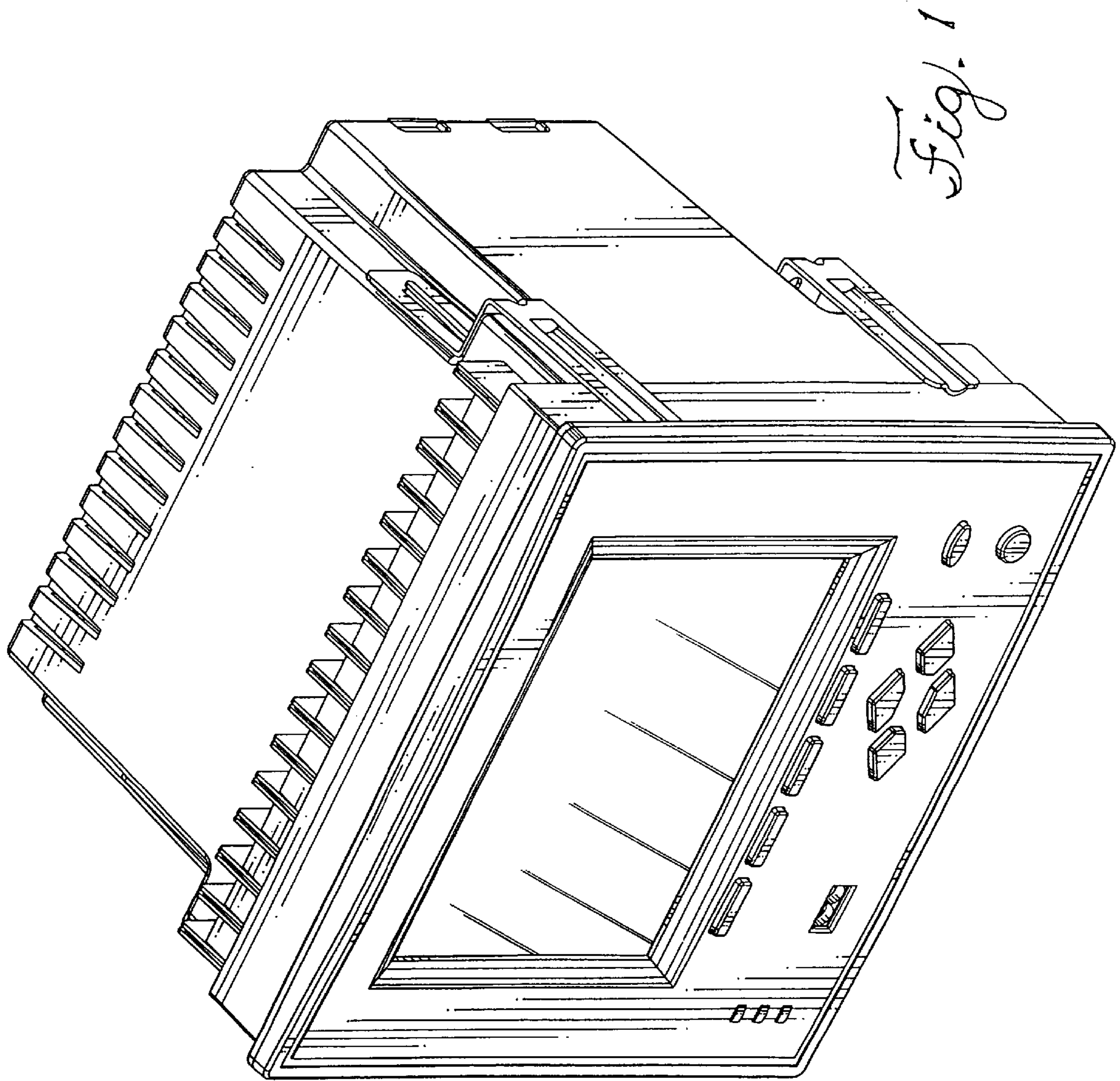
International Standard, Alternating current static watt–hour meters for active energy (classes 0,2 S and 0,5 S), *International Electrotechnical Commission*, second edition (1992).

“Meter–Mounting Devices, Industrial Products,” *Canadian Standards Association*, C22.2 No. 115–M (1989).

“Alternating–Current Electricity Metering, Electric Power Systems and Equipment,” *Canadian Standards Association*, CAN3–C17–M (1984).

International Standard, Amendment 1 to Publication 868 (1986), *International Electrotechnical Commission*, Modification 1 (1986).

International Standard, Electromagnetic Compatibility (EMC)—Part 4: Testing and measurement techniques—Section 15: Flickermeter—Functional and design specifications, *International Electrotechnical Commission*, 61000 4–15 (1997).



*Fig. 2*

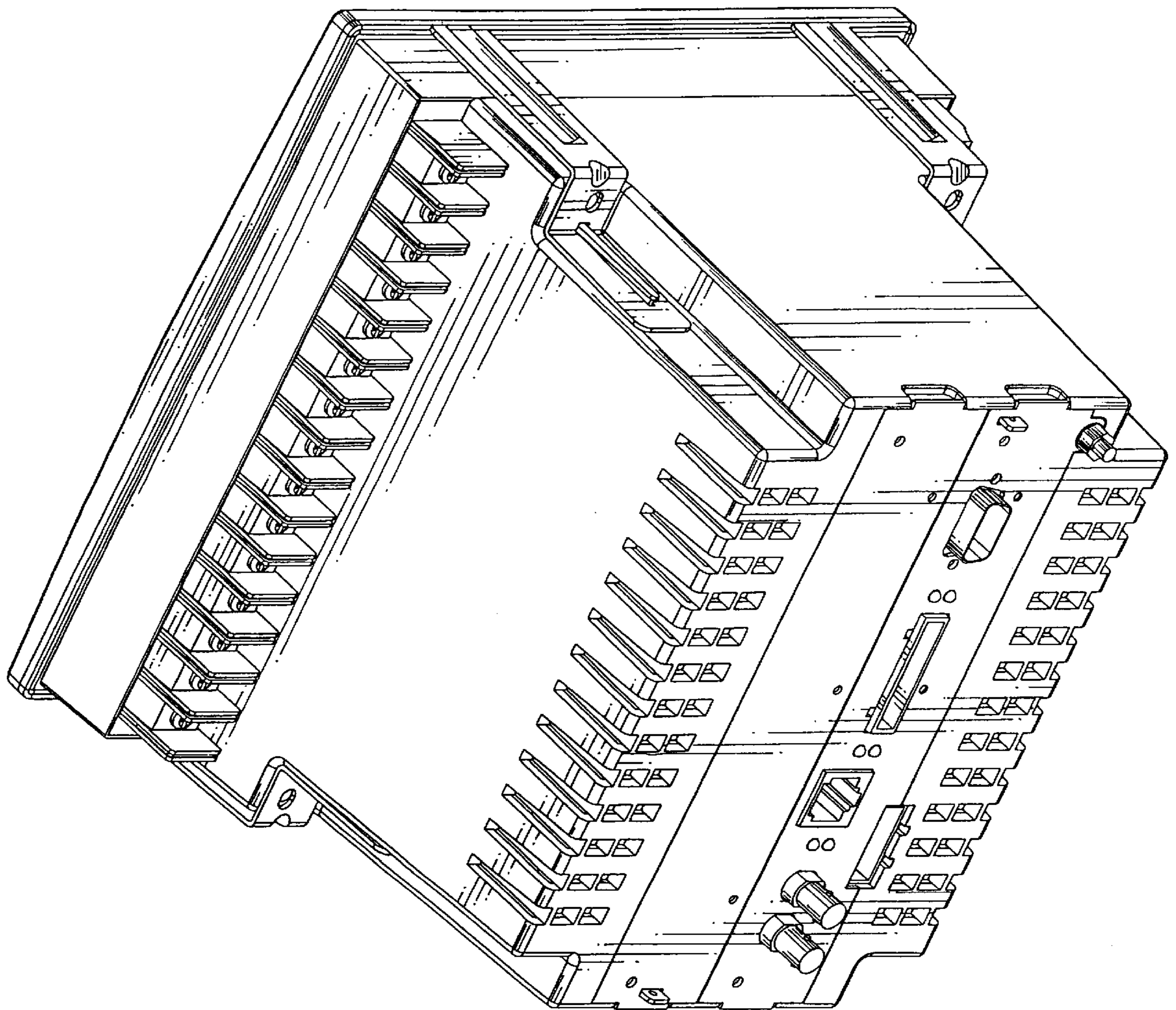
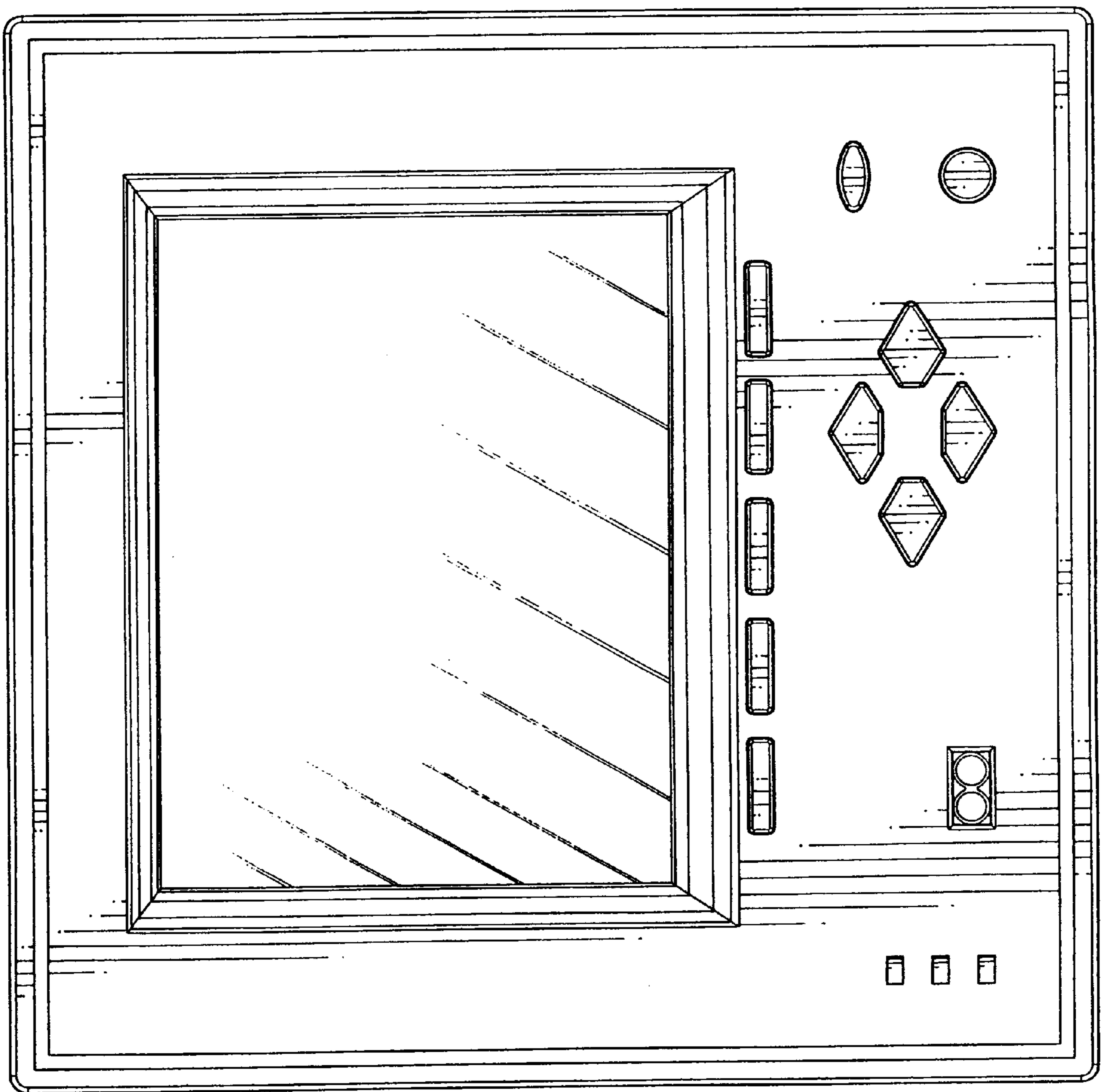
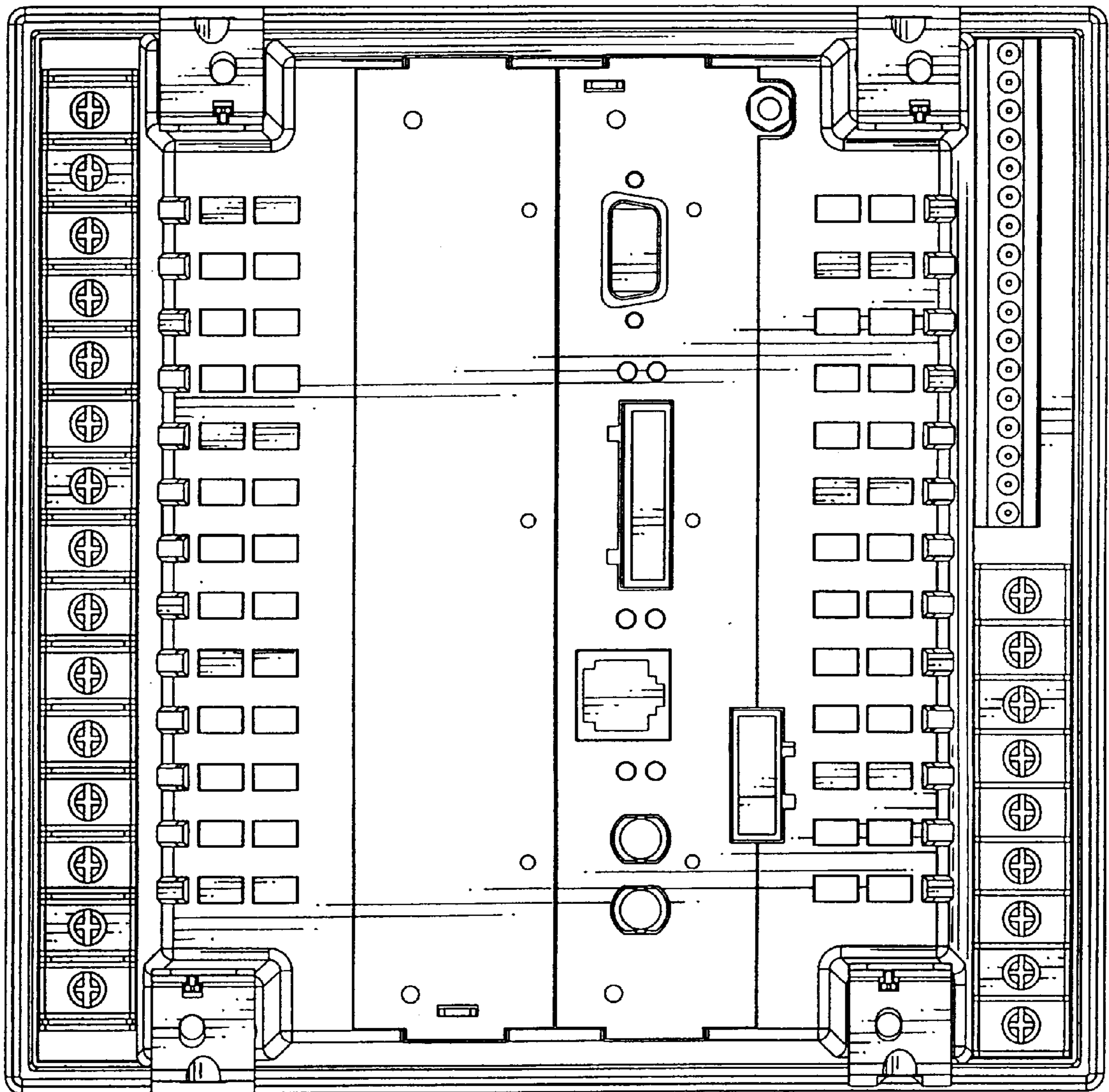


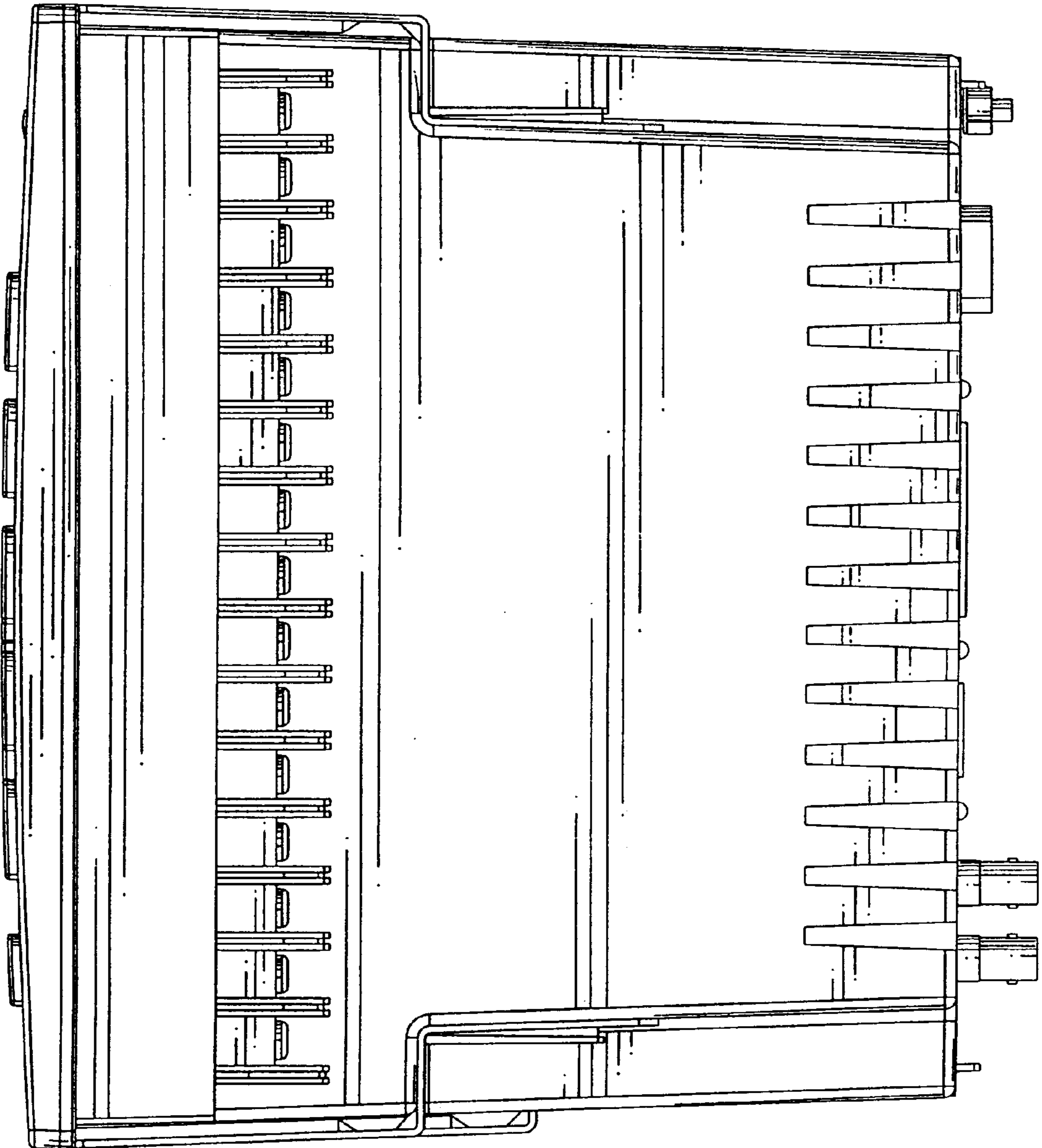
Fig. 3



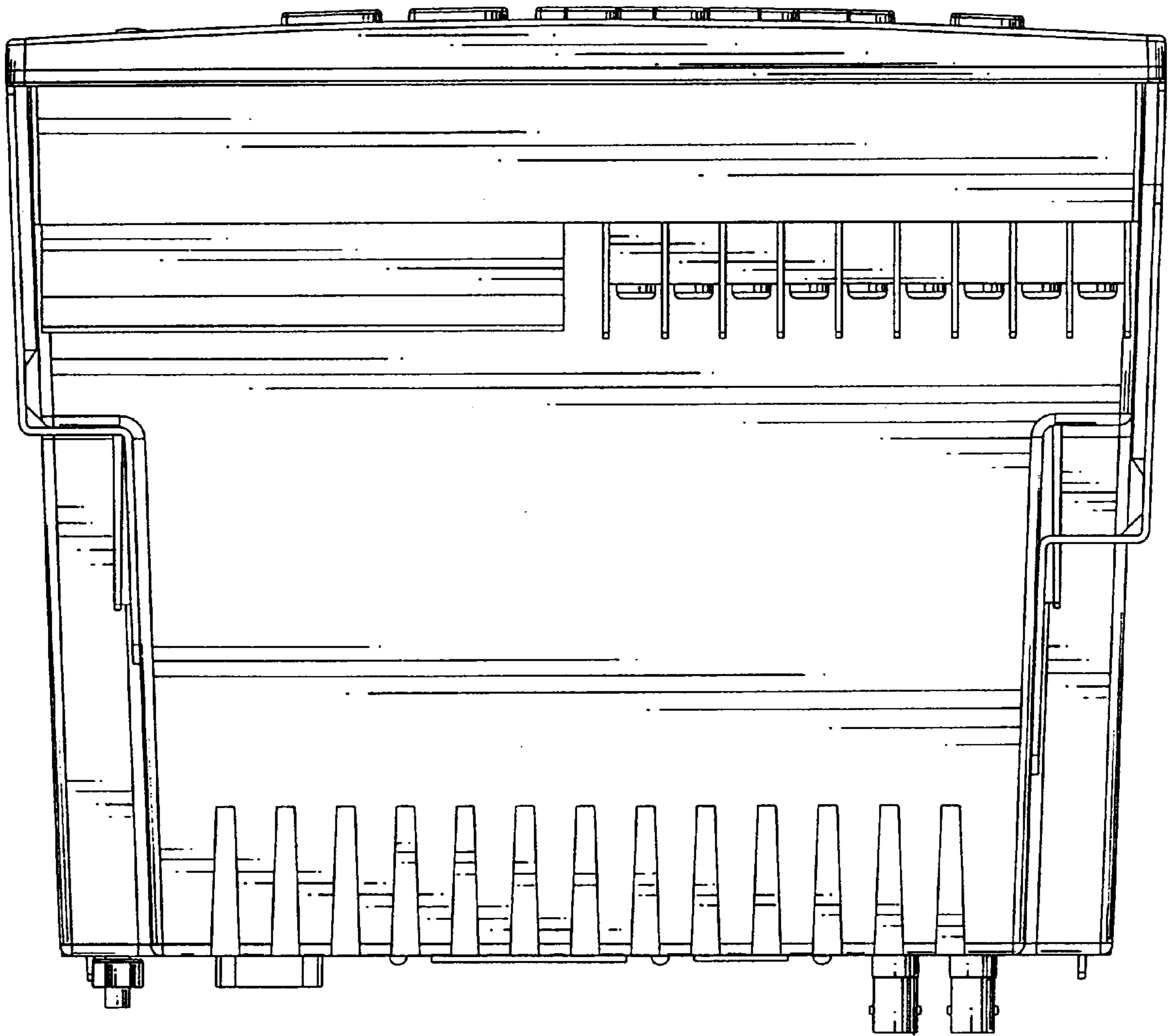
*Fig. 4*



*Fig. 5*

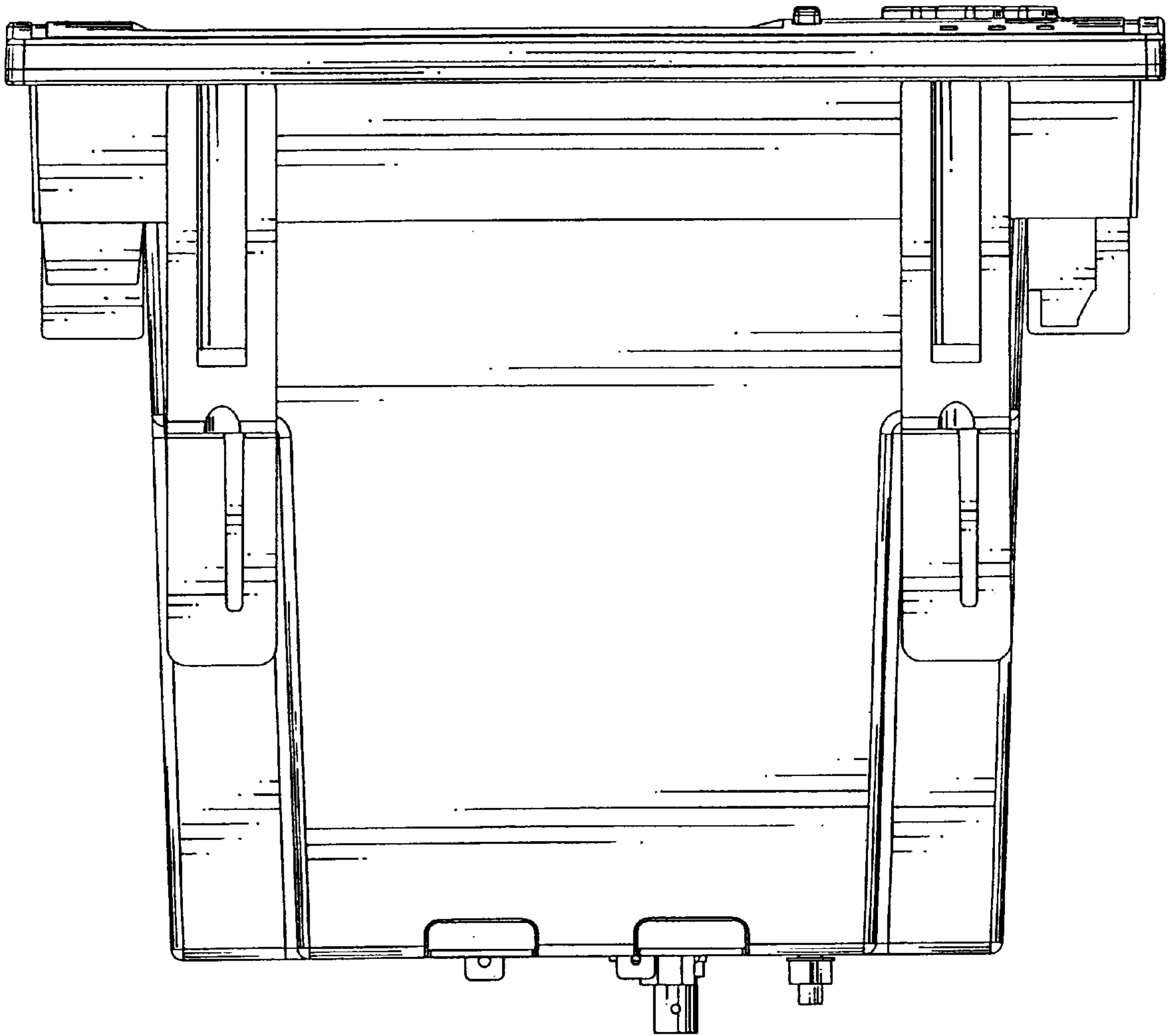


*Fig. 6*





*Fig. 7*



*Fig. 8*

