



US00D435463S

United States Patent [19]

Lassigne

[11] **Patent Number: Des. 435,463**

[45] **Date of Patent: ** Dec. 26, 2000**

[54] **WATCH**

D. 121,916 8/1940 Ornstein D10/30
D. 403,251 12/1998 Yuill D10/32

[76] Inventor: **Patrick Lassigne**, Rue du Vignoble 2,
Cornaux, Switzerland

Primary Examiner—Nelson C. Holtje
Attorney, Agent, or Firm—McGlew and Tuttle, P.C.

[**] Term: **14 Years**

[21] Appl. No.: **29/112,127**

[22] Filed: **Oct. 8, 1999**

[57] **CLAIM**

The ornamental design for a watch, as shown and described.

[30] **Foreign Application Priority Data**

Apr. 9, 1999 [XH] Hague Agreement DMA/004 447

DESCRIPTION

[51] **LOC (7) Cl.** **10-02**

[52] **U.S. Cl.** **D10/39; D10/30**

[58] **Field of Search** D10/1-40, 122-132;
368/280-282, 276-277, 285


FIG. 1 is a top view of my new watch design;
FIG. 2 is a bottom view thereof;
FIG. 3 is a top right perspective view thereof;
FIG. 4 is a rear end view (shown in an upside down position);
FIG. 5 is a right side view;
FIG. 6 is a front end view; and,
FIG. 7 is a left side view.

[56] **References Cited**

U.S. PATENT DOCUMENTS

D. 70,689 7/1926 Kislinger D10/30

1 Claim, 2 Drawing Sheets






Fig. 1




Fig. 2




Fig. 3




Fig. 4

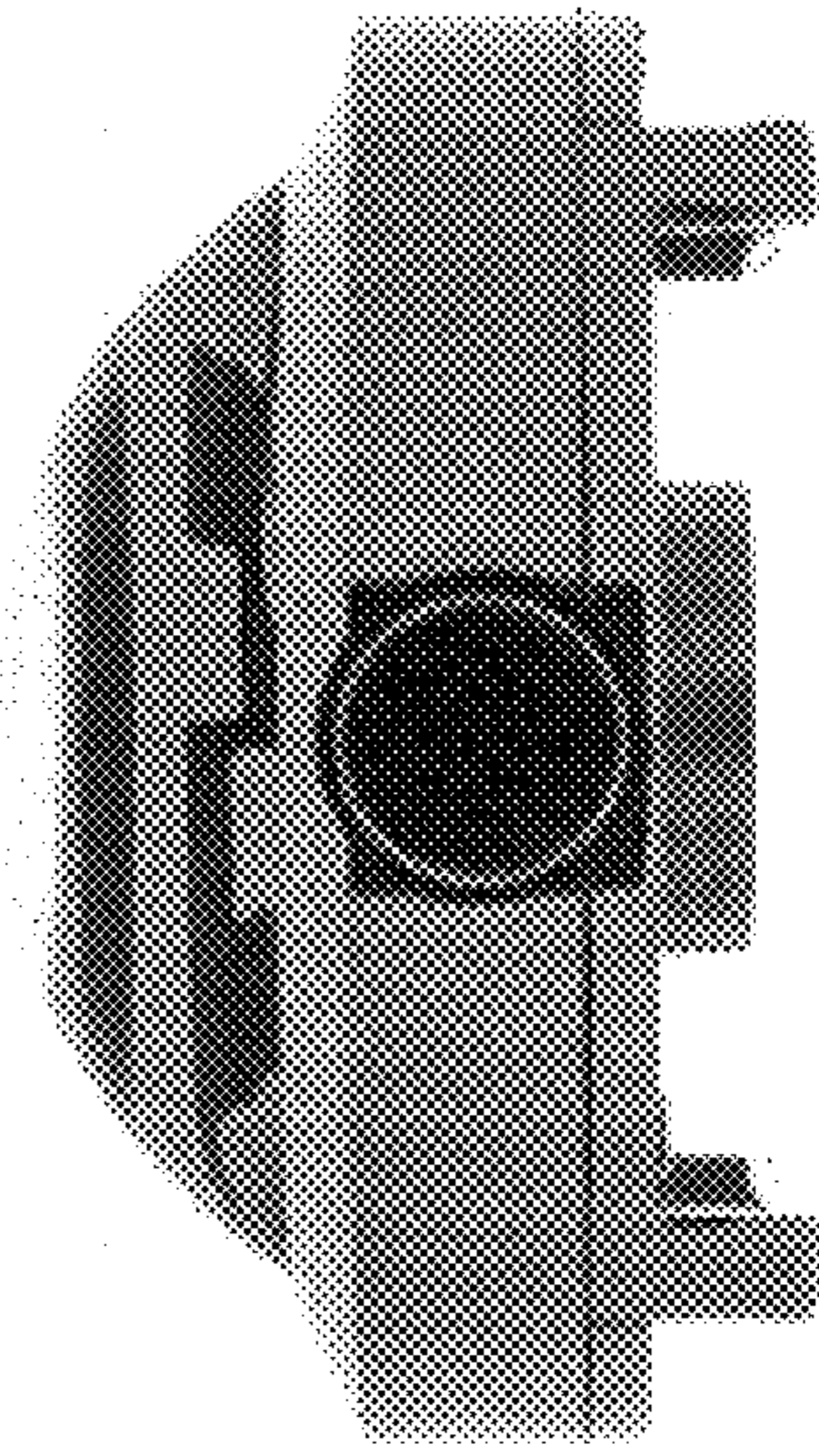


Fig. 5




Fig. 6




Fig. 7