



US00D435458S

# United States Patent [19]

Lewis et al.

[11] **Patent Number: Des. 435,458**

[45] **Date of Patent: \*\* Dec. 26, 2000**

[54] **WATCH**

[75] Inventors: **Mary Swan Lewis**, Manhattan Beach, Calif.; **Julie Koch-Beinke**, Shirley, N.Y.

[73] Assignee: **Chaos Holdings, Inc.**, Manhattan, Calif.

[\*\*] Term: **14 Years**

[21] Appl. No.: **29/118,457**

[22] Filed: **Feb. 4, 2000**

[51] **LOC (7) Cl.** ..... **10-02**

[52] **U.S. Cl.** ..... **D10/30**

[58] **Field of Search** ..... D10/1-40, 122-132;  
368/280-282, 276-277, 28-30, 285, 239-242,  
243-249, 82-84, 41-44

[56] **References Cited**

**U.S. PATENT DOCUMENTS**

D. 326,615 6/1992 Sather ..... D10/30

D. 329,820 9/1992 Lawlor ..... D10/97  
D. 383,985 9/1997 Davenport ..... D10/31  
4,505,062 3/1985 Cook, Jr. .... 43/6.5

*Primary Examiner*—Nelson C. Holtje  
*Attorney, Agent, or Firm*—Volpe and Koenig, P.C.


[57] **CLAIM**

The ornamental design for a watch, as shown.

**DESCRIPTION**

FIG. 1 is a perspective view showing the top, front and left side of a watch showing my new design;  
FIG. 2 is a top plan view thereof;  
FIG. 3 is a right-side elevational view thereof;  
FIG. 4 is a left side elevational view thereof;  
FIG. 5 is a top side elevational view thereof;  
FIG. 6 is a bottom side elevational view thereof; and,  
FIG. 7 is a bottom plan view thereof.

**1 Claim, 2 Drawing Sheets**






Fig. 1




Fig. 2

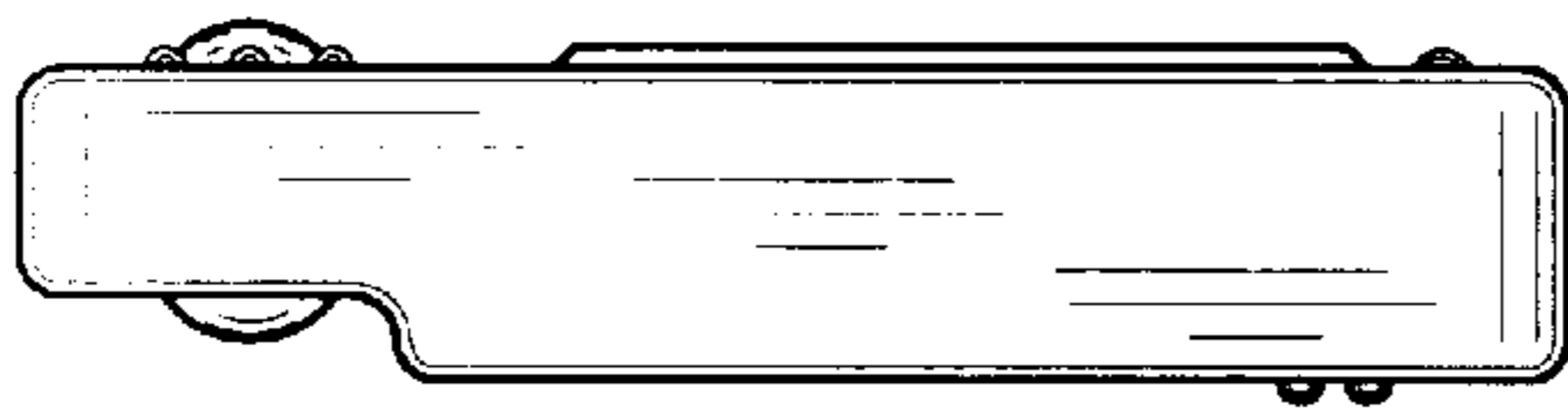


Fig. 3




Fig. 4

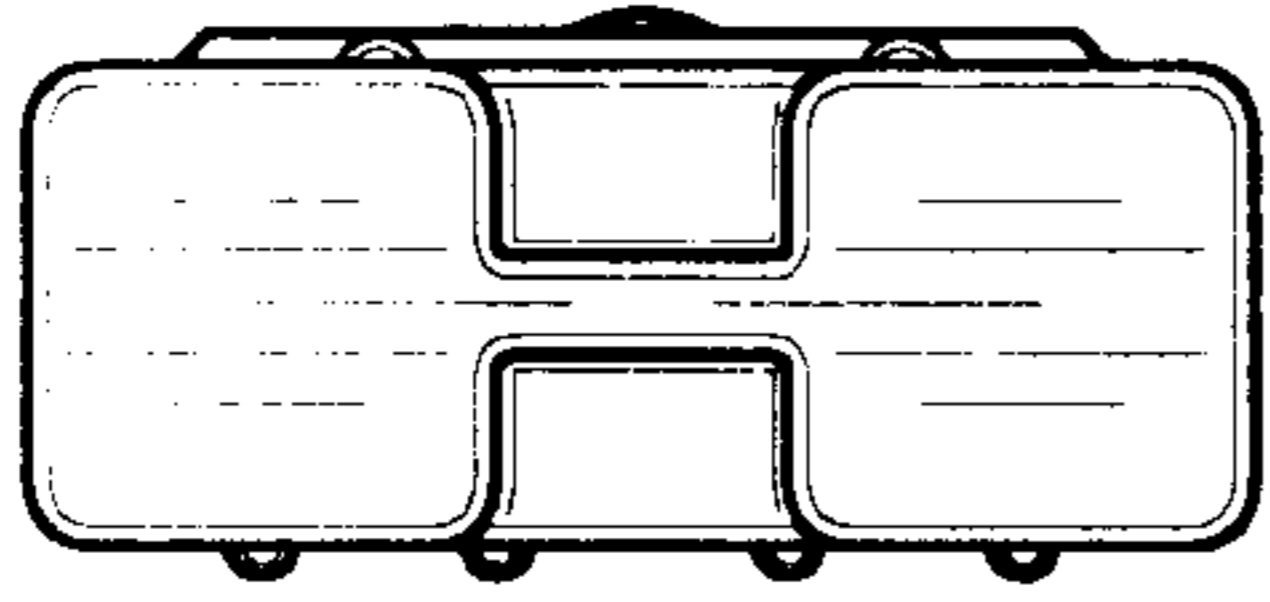


Fig. 5




Fig. 6




Fig. 7