



US00D435457S

United States Patent [19]
Wunderman

[11] **Patent Number: Des. 435,457**

[45] **Date of Patent: ** Dec. 26, 2000**

[54] **WATCH CASE**

[75] Inventor: **Severin S. Wunderman**, South Laguna, Calif.

[73] Assignee: **Severin Montres AG**, Bern, Switzerland

[**] Term: **14 Years**

[21] Appl. No.: **29/113,839**

[22] Filed: **Nov. 12, 1999**

[51] **LOC (7) Cl.** **10-02**

[52] **U.S. Cl.** **D10/30; D10/39**

[58] **Field of Search** D10/1-40, 122-132; 368/280-282, 276-277, 285

[56] **References Cited**

U.S. PATENT DOCUMENTS

- D. 157,606 3/1950 Lachman D10/30
- D. 161,485 1/1951 Megar D10/30

- D. 241,630 9/1976 Burke D10/32
- D. 361,728 8/1995 Bulgari D10/39
- D. 361,946 9/1995 Bulgari D10/39
- D. 370,637 6/1996 Oba D10/30

Primary Examiner—Nelson C. Holtje
Attorney, Agent, or Firm—Colucci & Umans

[57] **CLAIM**

The ornamental design for a watch case, as shown and described.

DESCRIPTION

FIG. 1 is a perspective view of a watch case showing my new design therefor;
FIG. 2 is a top plan view thereof;
FIG. 3 is a bottom plan view thereof;
FIG. 4 is a right-side elevational view thereof;
FIG. 5 is a left-side elevational view thereof;
FIG. 6 is a front elevational view thereof; and,
FIG. 7 is a rear elevational view thereof.

1 Claim, 2 Drawing Sheets




FIG. 1




FIG. 2




FIG. 3




FIG. 4




FIG. 6

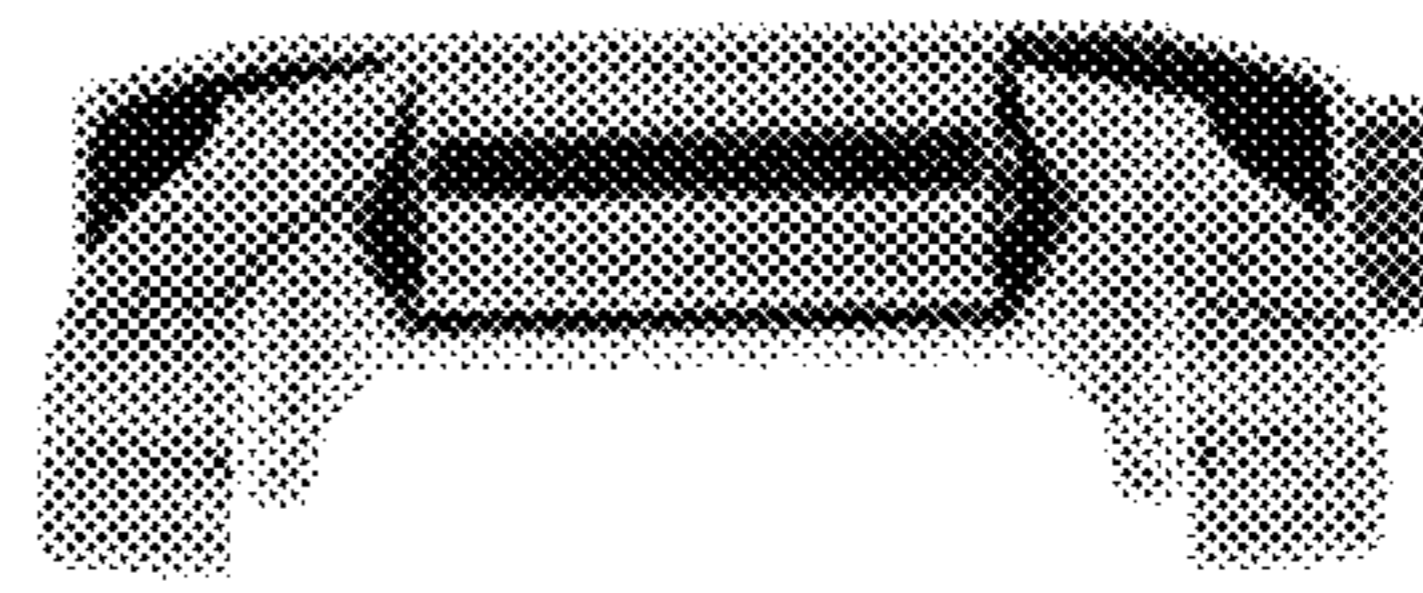


FIG. 5

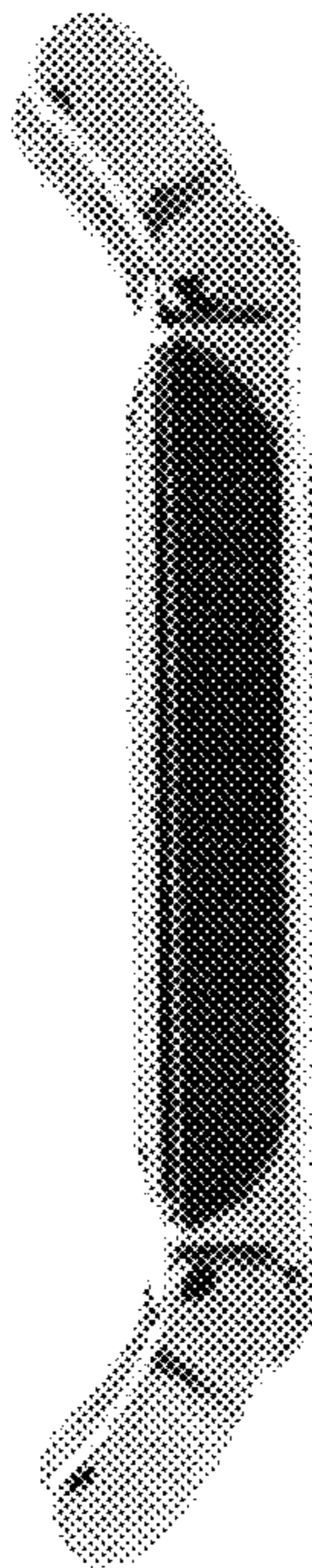


FIG. 7

