



US00D435431S

# United States Patent [19]

Fiegl et al.

[11] **Patent Number: Des. 435,431**

[45] **Date of Patent: \*\* Dec. 26, 2000**

## [54] CORNER MOUNTING BRACKET

[75] Inventors: **Tomas Fiegl; Achim Pohl**, both of Darmstadt, Germany

[73] Assignee: **Hansa Metallwerke AG**, Germany

[\*\*] Term: **14 Years**

[21] Appl. No.: **29/099,649**

[22] Filed: **Jan. 25, 1999**

### [30] Foreign Application Priority Data

Jul. 24, 1998 [DE] Germany ..... 498 07 239

[51] **LOC (7) Cl.** ..... **08-05**

[52] **U.S. Cl.** ..... **D8/354**

[58] **Field of Search** ..... D6/524, 301, 302, D6/553, 567; D8/349, 354, 367, 372; 248/309.1, 309.2, 301, 304, 339; 211/13.1, 86-88, 126, 134

### [56] References Cited

#### U.S. PATENT DOCUMENTS

D. 403,546 1/1999 Moon ..... D6/524 X

## OTHER PUBLICATIONS

Hewi Catalogue (1983) p. 105.18a item #475.21 Mirror Unit with corner clips.

*Primary Examiner*—Brian N. Vinson

### [57] CLAIM

We claim the ornamental design for a corner mounting bracket, as shown and described.

### DESCRIPTION

FIG. 1 is a left side elevation of a corner mounting bracket showing our new design, which is a mirror image of a right side elevation.

FIG. 2 front view thereof.


FIG. 3 is a rear view thereof.


FIG. 4 is a top view thereof.

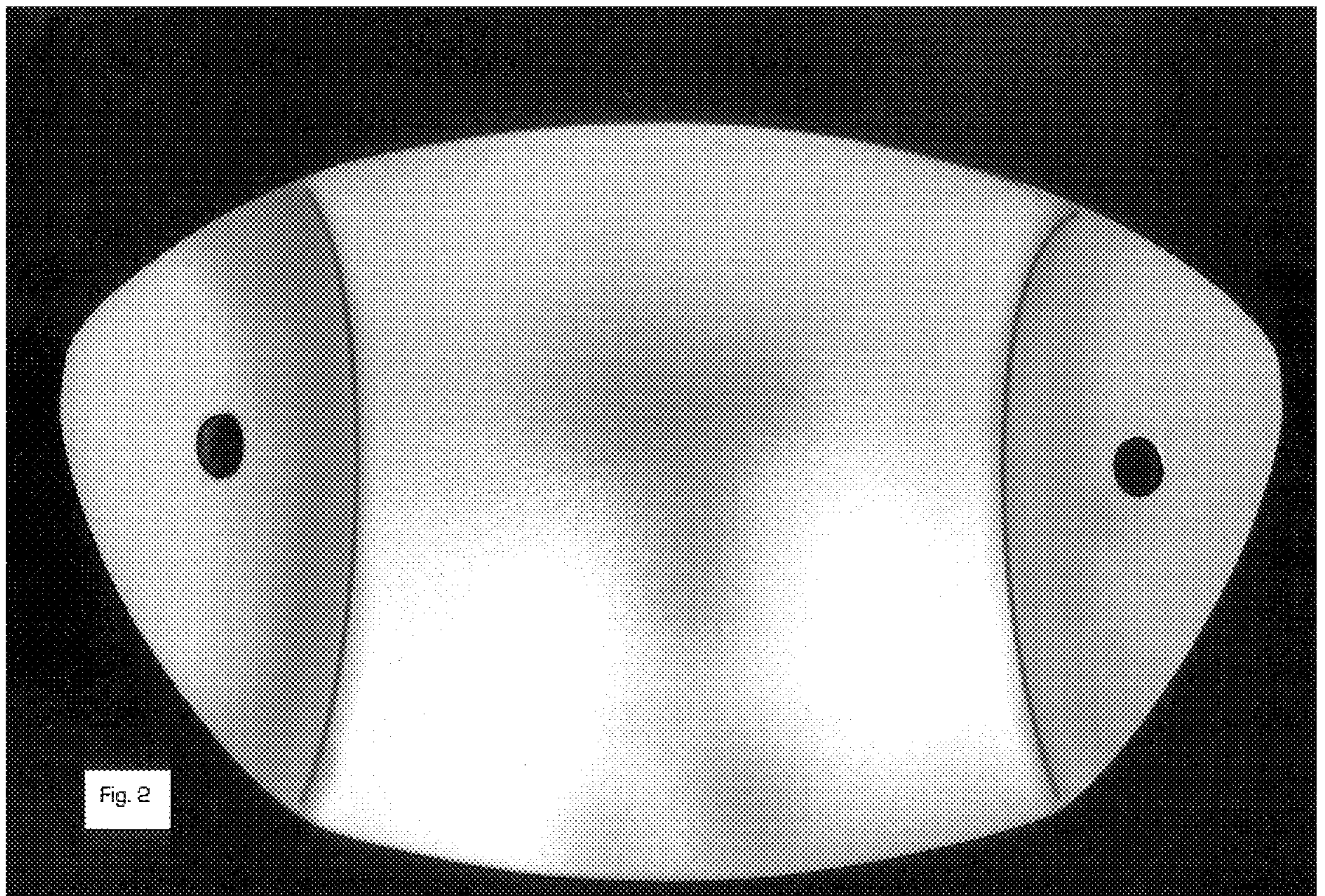
FIG. 5 is a bottom view thereof; and,

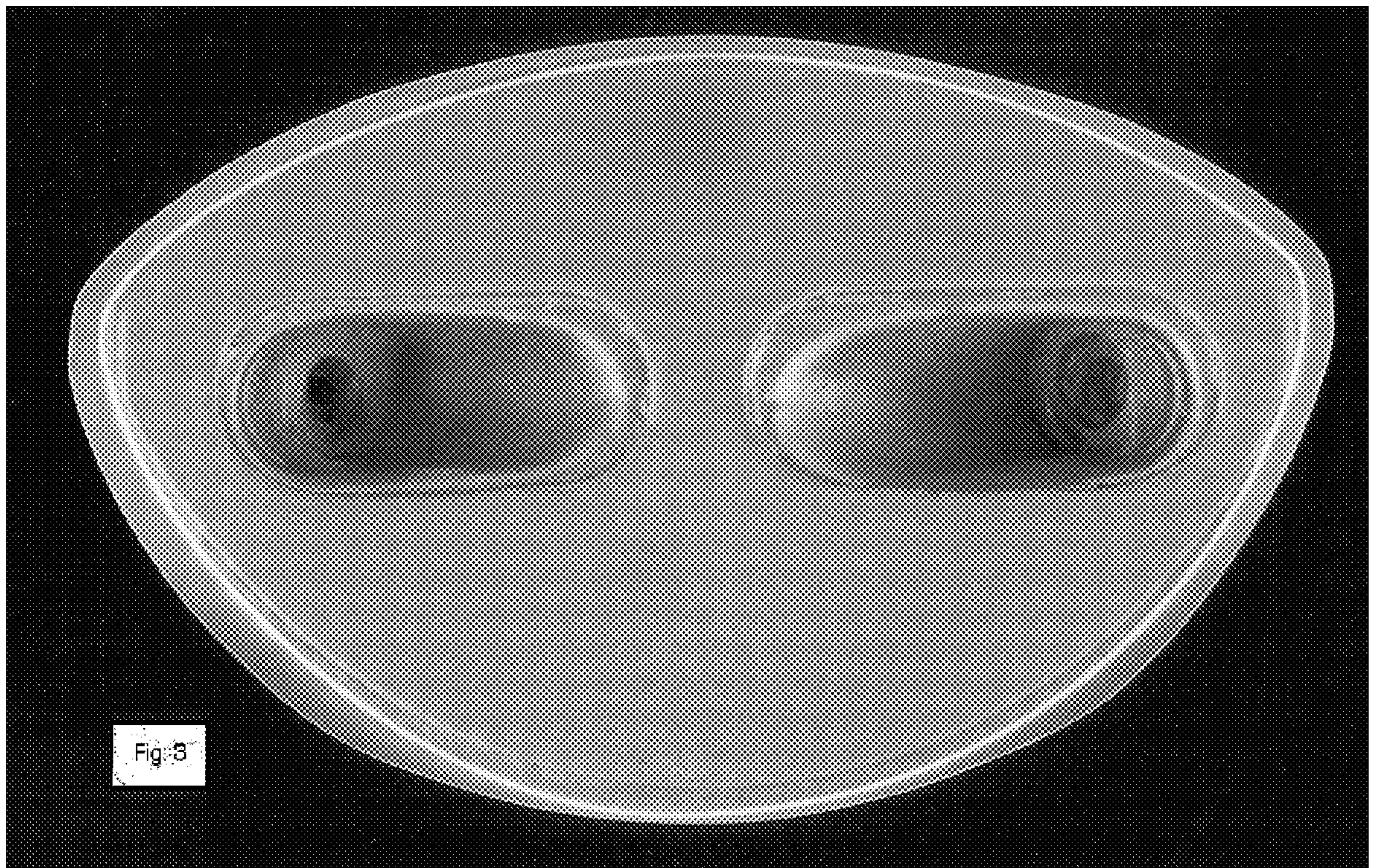
FIG. 6 is a perspective rear view thereof.

**1 Claim, 6 Drawing Sheets**













Fig. 4






Fig. 6