



US00D435420S

**United States Patent** [19]  
**Ayoob**

[11] **Patent Number: Des. 435,420**

[45] **Date of Patent: \*\* Dec. 26, 2000**

[54] **FOLDING KNIFE**

[75] Inventor: **Massad Ayoob**, Concord, N.H.

[73] Assignee: **Spyderco, Inc.**, Golden, Colo.

[\*\*] Term: **14 Years**

[21] Appl. No.: **29/115,626**

[22] Filed: **Dec. 17, 1999**

[51] **LOC (7) Cl.** ..... **08-03**

[52] **U.S. Cl.** ..... **D8/99**

[58] **Field of Search** ..... D8/98, 99, 100;  
30/161, 162, 154, 155, 156, 157, 158, 159

[56] **References Cited**

**U.S. PATENT DOCUMENTS**

D. 379,294	5/1997	Lum	.....	D8/99
D. 384,871	10/1997	McWillis	.....	D8/99
D. 389,389	1/1998	Glesser	.....	D8/99
D. 389,718	1/1998	Wegner	.....	D8/99
D. 402,524	12/1998	Glesser	.....	D8/99
D. 407,002	3/1999	Morton et al.	.....	D8/99
D. 411,790	7/1999	Glesser	.....	D8/99
D. 418,383	1/2000	Bradichansky	.....	D8/99
D. 422,871	4/2000	Terzuola	.....	D8/99

**OTHER PUBLICATIONS**

1994 Catalog of Knives and Accessories.

*Primary Examiner*—Philip S. Hyder  
*Attorney, Agent, or Firm*—Sheridan Ross P.C.

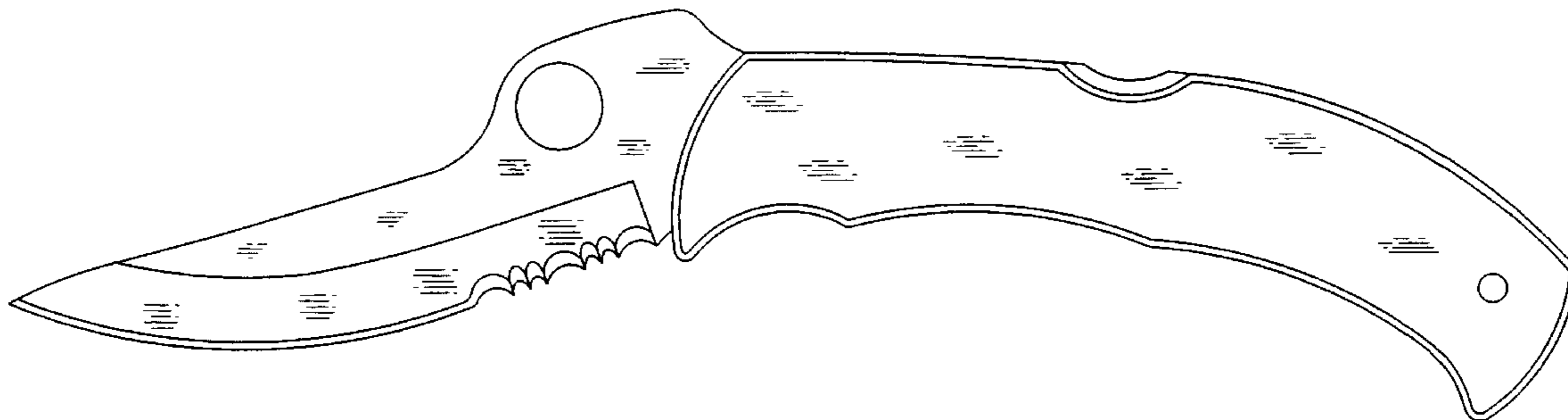
[57] **CLAIM**

The ornamental design for a folding knife, as shown and described.

**DESCRIPTION**

FIG. 1 is a front elevation view of a folding knife, showing my new design;  
 FIG. 2 is a top plan view of the folding knife illustrated in FIG. 1;  
 FIG. 3 is a rear elevation view of the folding knife illustrated in FIG. 1;  
 FIG. 4 is a bottom plan view of the folding knife illustrated in FIG. 1;  
 FIG. 5 is a left end view of the folding knife illustrated in FIG. 1;  
 FIG. 6 is a right end view of the folding knife illustrated in FIG. 1;  
 FIG. 7 is a front elevation view of the folding knife of FIG. 1 with the blade in a closed position;  
 FIG. 8 is a top plan view of the folding knife of FIG. 1 with the blade in a closed position;  
 FIG. 9 is a rear elevation view of the folding knife of FIG. 1 with the blade in a closed position  
 FIG. 10 is a bottom plan view of the folding knife of FIG. 1 with the blade in a closed position;  
 FIG. 11 is a left elevation view of the folding knife of FIG. 1 with the blade in a closed position; and,  
 FIG. 12 is a right elevation view of the folding knife of the FIG. 1 with the blade in a closed position.

**1 Claim, 6 Drawing Sheets**



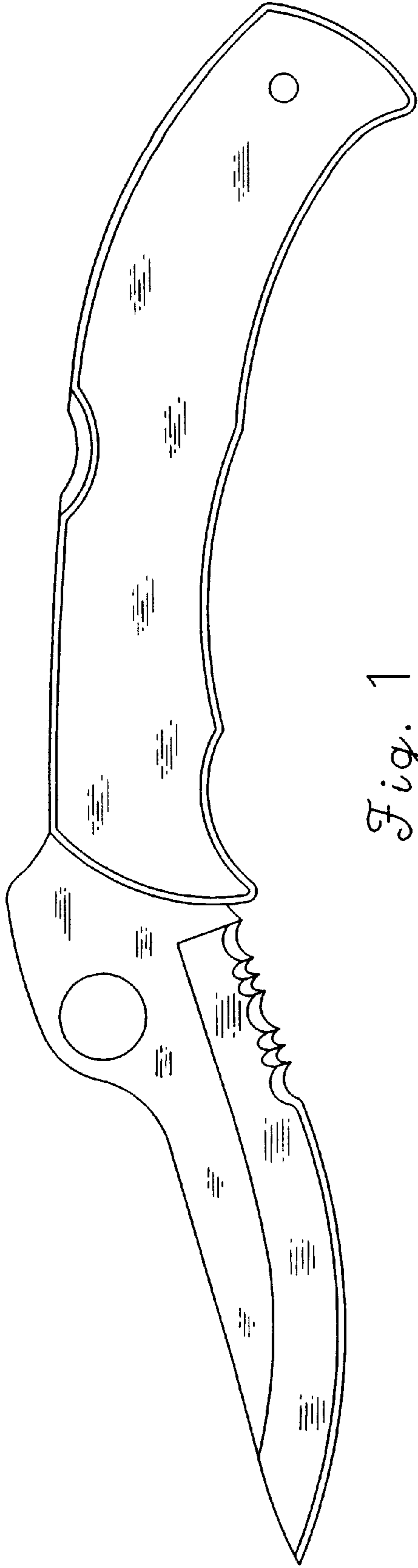


Fig. 1


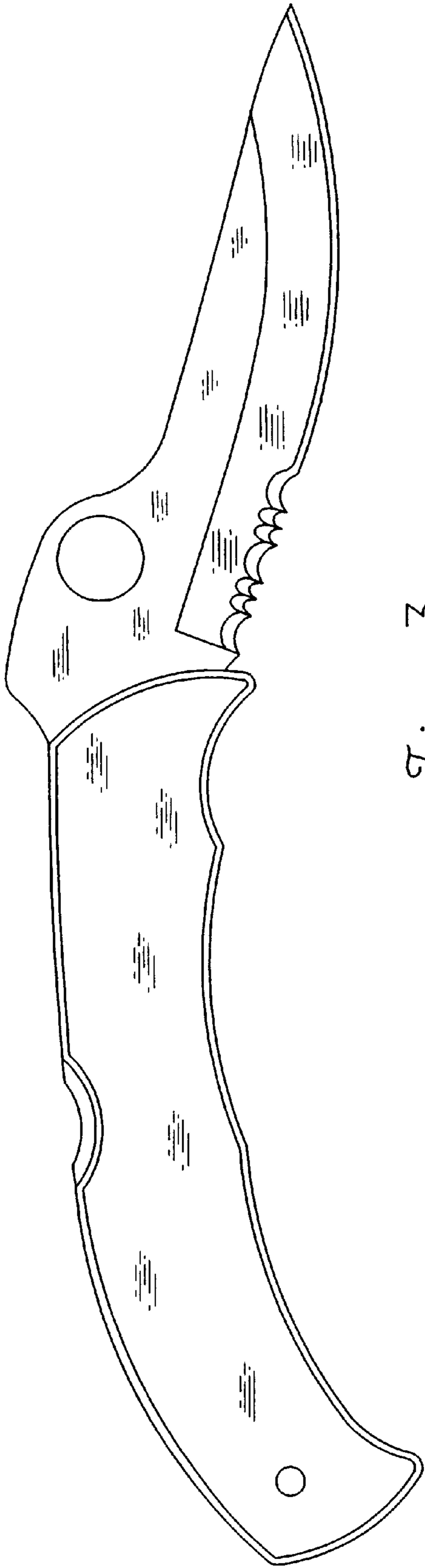


Fig. 2



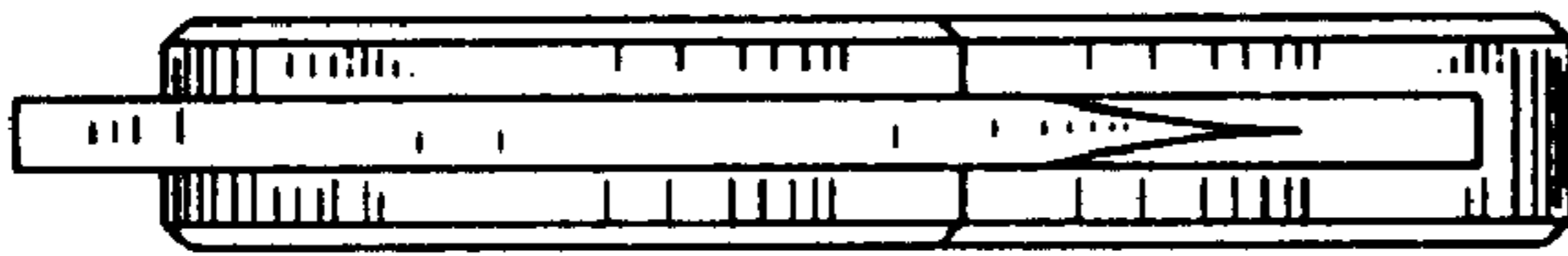
*Fig. 3*



*Fig. 4*



*Fig. 6*



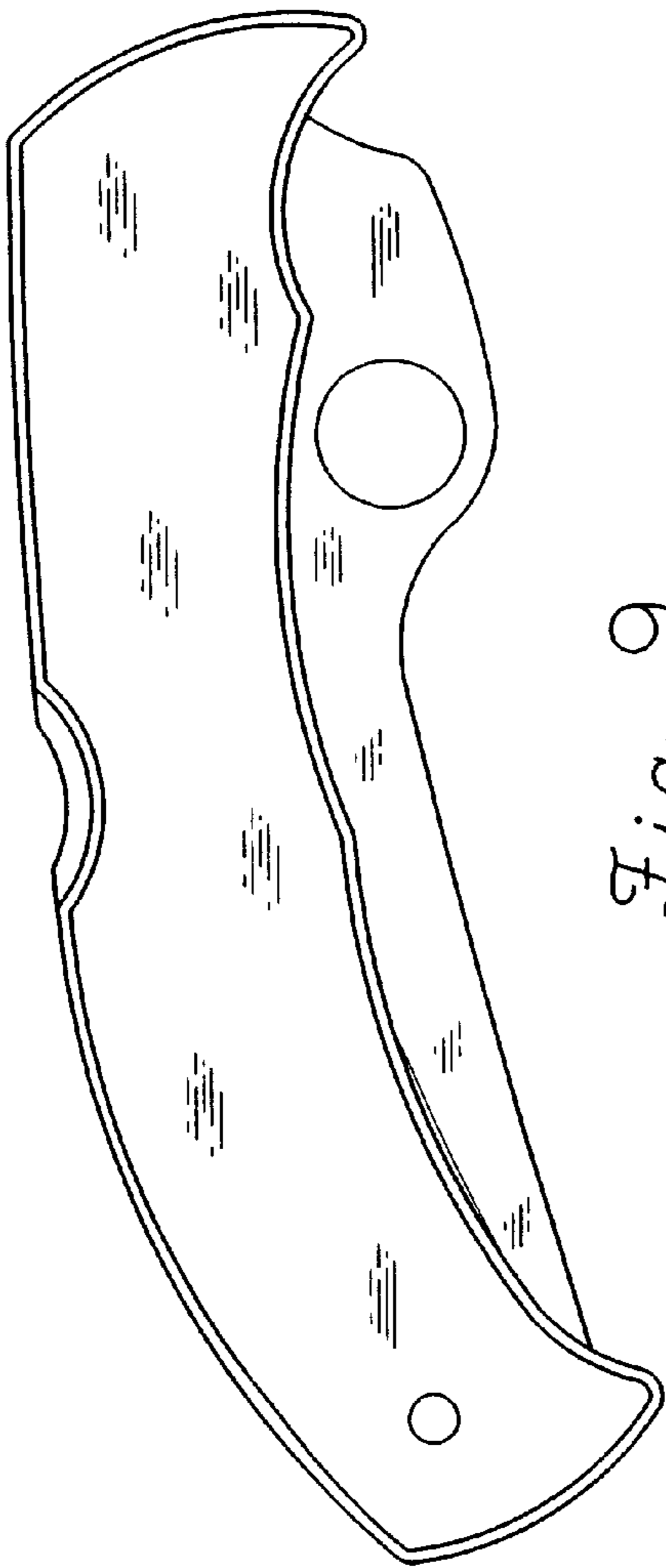
*Fig. 5*



*Fig. 7*



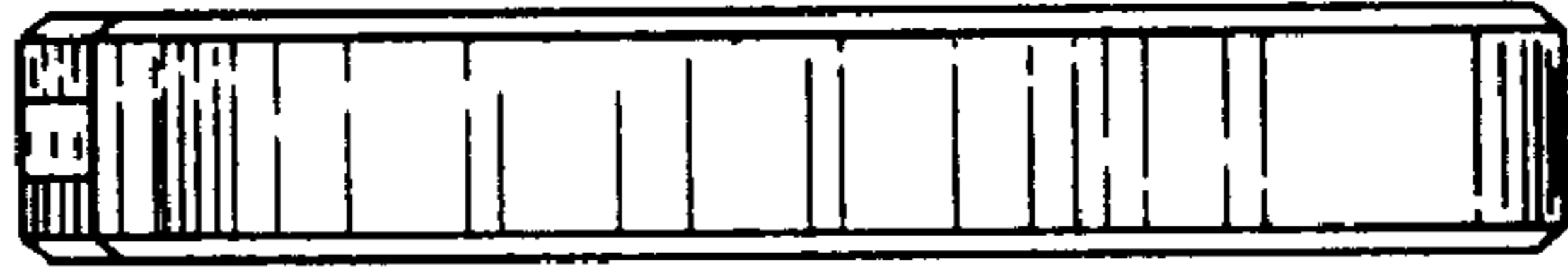
*Fig. 8*



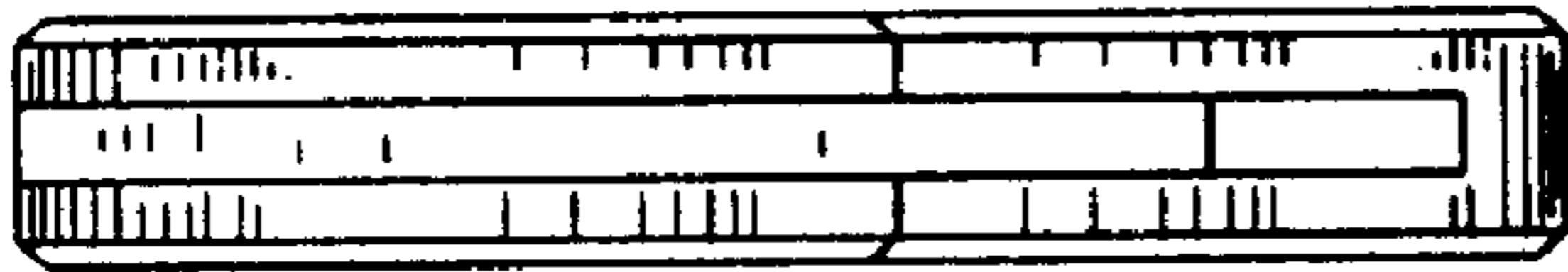
*Fig. 9*



*Fig. 10*



*Fig. 12*



*Fig. 11*