



US00D435409S

United States Patent [19]

Roberts

[11] **Patent Number: Des. 435,409**

[45] **Date of Patent: ** Dec. 26, 2000**

[54] **DRUM/BARREL BUNG WRENCH**

[76] Inventor: **Hess M. Roberts**, 12 Crabapple Ct., St. Louis, Mo. 63132

[**] Term: **14 Years**

[21] Appl. No.: **29/119,737**

[22] Filed: **Mar. 7, 2000**

[51] **LOC (7) Cl.** **08-05**

[52] **U.S. Cl.** **D8/17**

[58] **Field of Search** D8/17, 19, 21-29;
81/119, 461, 3.4, 436, 121.1, 124.4, 176.15,
125.1, 124.3, 124.7, 186

[56] **References Cited**

U.S. PATENT DOCUMENTS

78,861	6/1868	Colburn	81/119
D. 276,124	10/1984	Liu	D8/17
D. 309,411	7/1990	Strock	D8/19

438,801	10/1890	Delehanty	81/461
554,846	2/1896	Vincent	81/124.7
1,531,001	3/1925	Graves	81/125.1
2,421,665	6/1947	Umbdenstock	81/176.15

Primary Examiner—Raphael Barkai
Attorney, Agent, or Firm—Paul M. Denk


[57] **CLAIM**

The ornamental design for the drum/barrel bung wrench, as shown and described.

DESCRIPTION

FIG. 1 is a left side view of the drum/barrel bung wrench of this invention, the right side view being a mirror image thereof;
FIG. 2 is a bottom view;
FIG. 3 is a top view;
FIG. 4 is a front edge view; and,
FIG. 5 is a back edge view.

1 Claim, 1 Drawing Sheet






FIG. 1

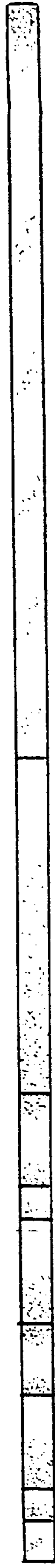


FIG. 2




FIG. 3



FIG. 5



FIG. 4