



US00D435400S

# United States Patent [19]

Veltz et al.

[11] Patent Number: **Des. 435,400**

[45] Date of Patent: **\*\* Dec. 26, 2000**

[54] FILET KNIFE AND SHEATH

[75] Inventors: **Jason D. Veltz**, LaJolla; **Stephen J. Hull**, San Diego; **William H. Keys**, El Cajon; **Algird Kavalauskas**, Escondido, all of Calif.

[73] Assignee: **Buck Knives, Inc.**, El Cajon, Calif.

[\*\*] Term: **14 Years**

[21] Appl. No.: **29/117,084**

[22] Filed: **Jan. 14, 2000**

[51] LOC (7) Cl. .... **07-03**

[52] U.S. Cl. .... **D7/649; D3/220**

[58] Field of Search ..... D7/642, 643, 645, D7/649, 650; D3/220, 151; D22/118; 30/143, 151; D8/98

### [56] References Cited

#### U.S. PATENT DOCUMENTS

- D. 140,745 4/1945 Fairbairn et al. .... D3/220
- D. 255,507 6/1980 Gingher, Jr. .... D3/220
- D. 295,011 4/1988 Herron et al. .... D7/649

- D. 317,847 7/1991 Loveless ..... D7/649
- D. 334,791 4/1993 Collins ..... D22/118
- D. 405,954 2/1999 Liu ..... D3/220
- 4,803,745 2/1989 Izquierdo ..... 30/151 X
- 5,647,130 7/1997 Collins ..... 30/151

*Primary Examiner*—Caron D. Veynar  
*Attorney, Agent, or Firm*—Gregory Garmong

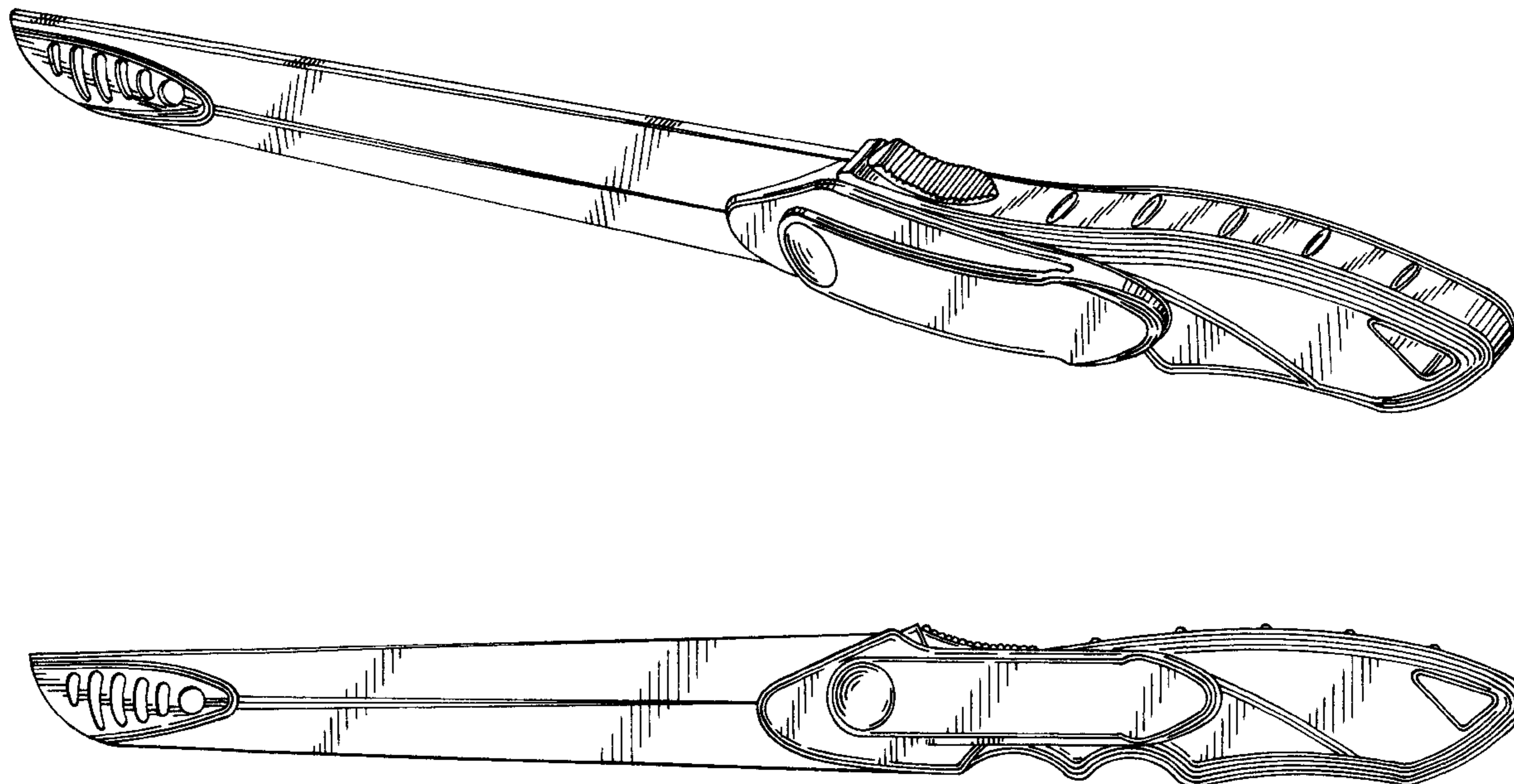
### [57] CLAIM

The ornamental design for a filet knife and sheath, as shown and described.

### DESCRIPTION

FIG. 1 is a perspective view of the filet knife and sheath; FIG. 2 is a left-side elevational view of the filet knife and sheath; FIG. 3 is a right-side elevational view of the filet knife and sheath; FIG. 4 is a top plan view of the filet knife and sheath; FIG. 5 is a bottom view of the filet knife and sheath; FIG. 6 is a front elevational view of the filet knife and sheath; and, FIG. 7 is a back elevational view of the filet knife and sheath.

**1 Claim, 3 Drawing Sheets**



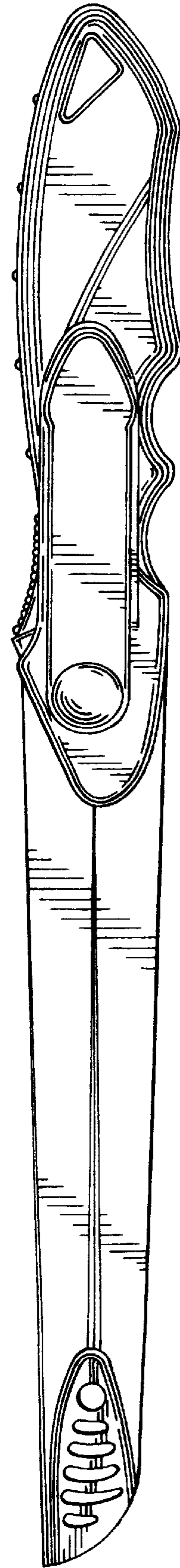
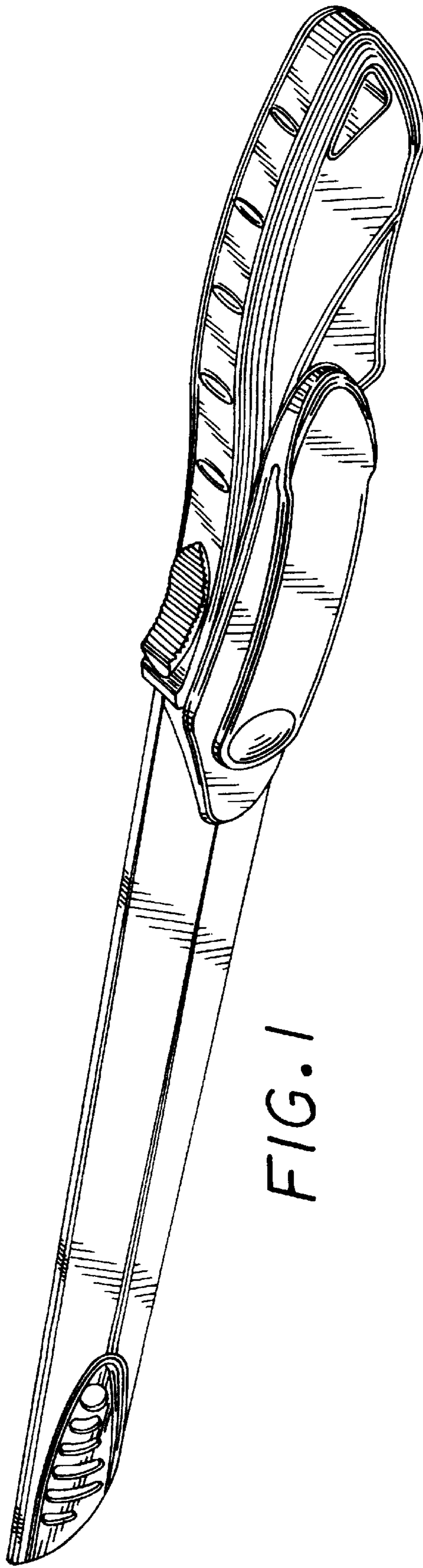


FIG. 3

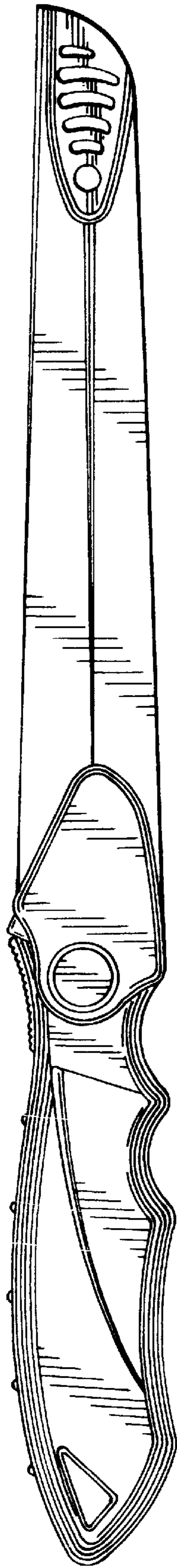


FIG. 4

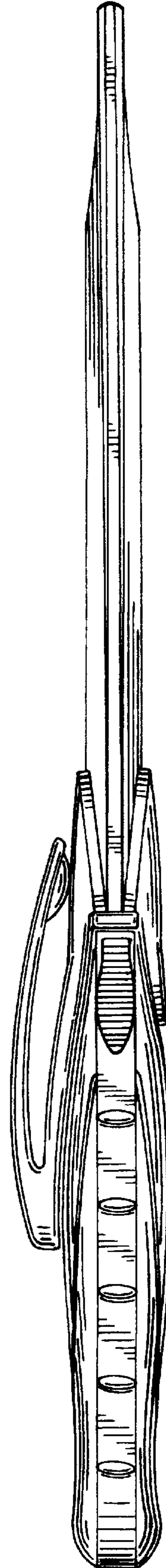


FIG. 5

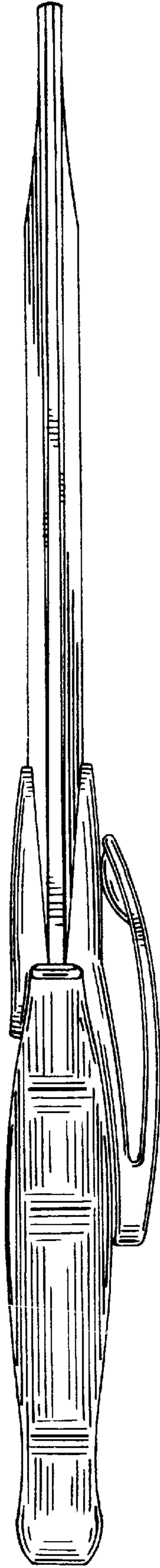


FIG. 6

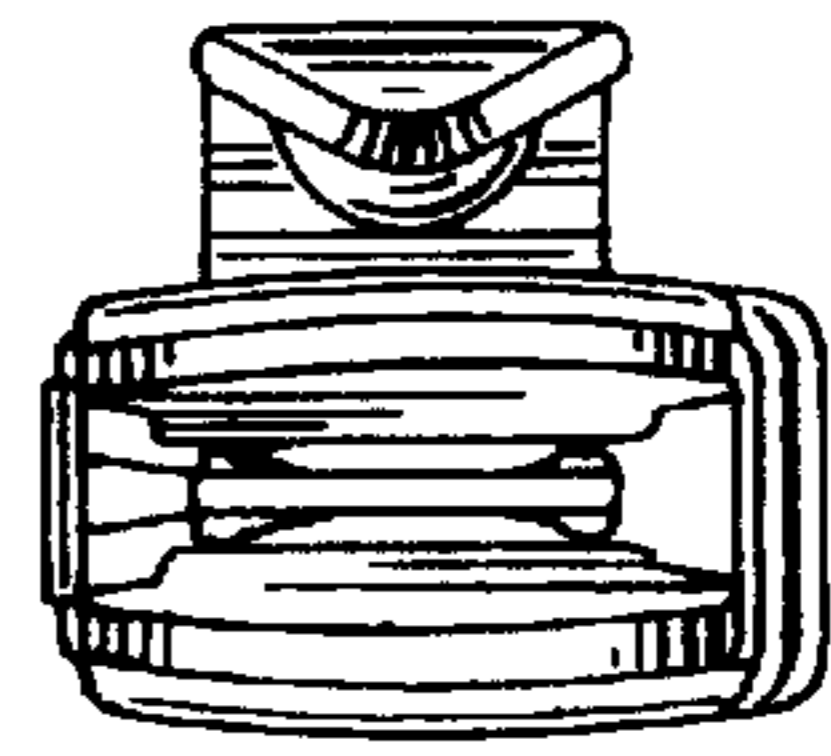


FIG. 7

