



US00D435394S

United States Patent [19]

Esterson et al.

[11] Patent Number: Des. 435,394

[45] Date of Patent: ** Dec. 26, 2000

[54] HANDLE

D. 297,902 10/1988 Ryan D7/395

[75] Inventors: **Robin Esterson**, New York, N.Y.;
Kristie M. Killen, Lighthouse Point,
Fla.; **Donald R. Lamond**, Lynbrook,
N.Y.; **Paul Lacotta**, Glen Rock, N.J.;
Bill Fiebel, Clifton, N.J.; **Jose Correa**,
North Bergen, N.J.; **Anna Stern**, New
York, N.Y.; **Adam Sanchez**, Nutley,
N.J.

Primary Examiner—Caron D. Veynar
Attorney, Agent, or Firm—Kramer Levin Naftalis &
FrankelLLP

[73] Assignee: **Sunbeam Products, Inc.**, Boca Raton,
Fla.

[**] Term: **14 Years**

[57] **CLAIM**
The ornamental design for a handle, as shown and described.

[21] Appl. No.: **29/109,365**

[22] Filed: **Aug. 13, 1999**

DESCRIPTION

[51] **LOC (7) Cl.** **07-02**

[52] **U.S. Cl.** **D7/395**

[58] **Field of Search** D7/642, 649, 652,
D7/653, 662-664, 401.2; D8/107; 16/110.1,
430, 431, DIG. 18, DIG. 19; 30/322, 324,
329, 340, 345

FIG. 1 is a front perspective view showing our new design;
FIG. 2 is a side elevation view, the opposing side being a
mirror image thereof;

FIG. 3 is a bottom end view thereof;

FIG. 4 is a top end view thereof;

FIG. 5 is a top planar view thereof;

FIG. 6 is a bottom planar view thereof; and,

FIG. 7 is a perspective view of our new design illustrating
exemplary environmental structure in broken lines that is not
part of the claimed design.

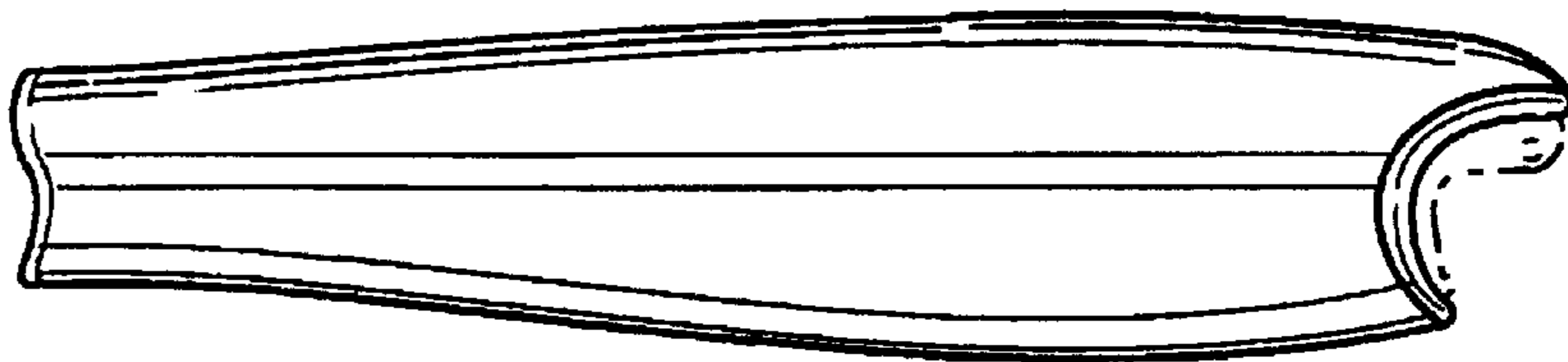
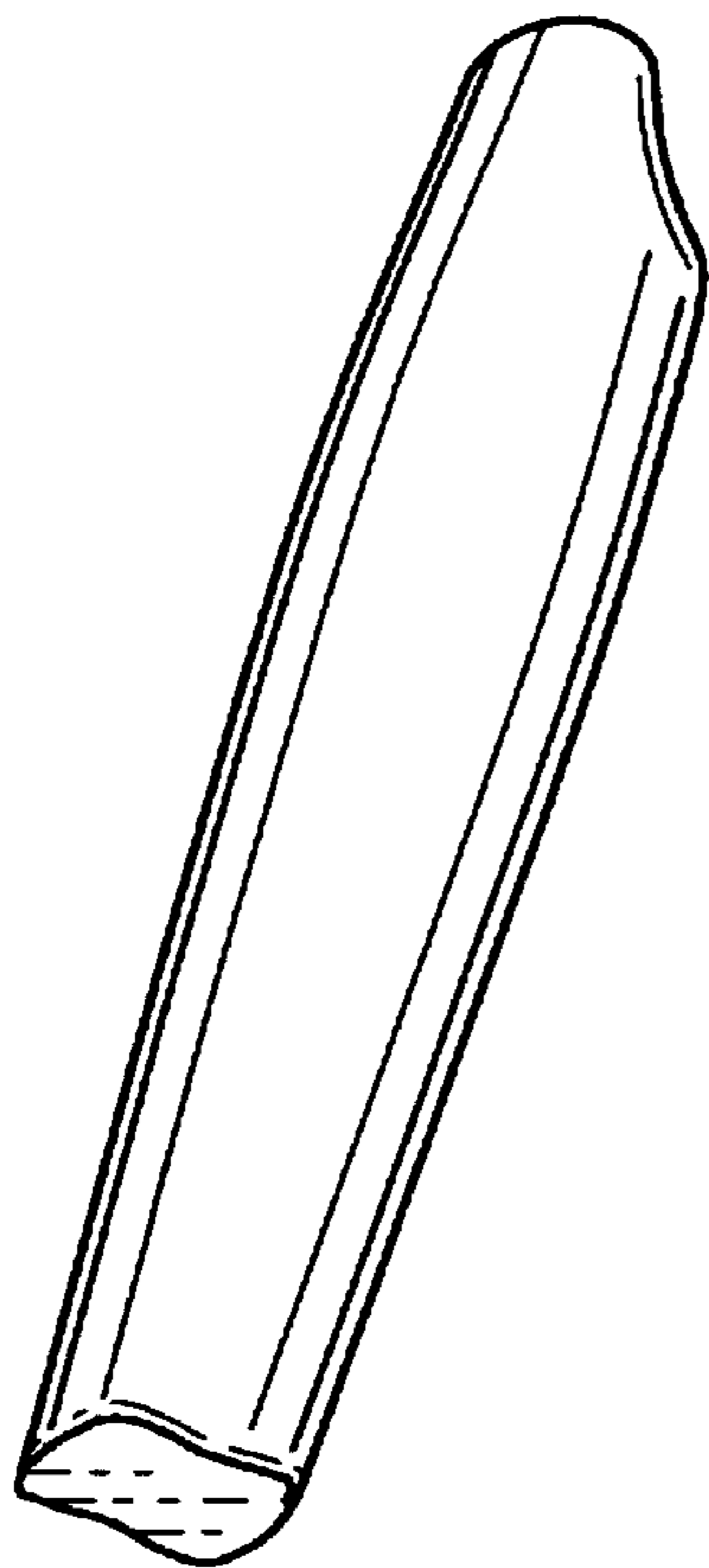
The broken line showing in FIGS. 2 and 4 are for illustrative
purposes only and form no part of the claimed design.

[56] References Cited

U.S. PATENT DOCUMENTS

D. 295,137 4/1988 Baumgarten D7/395

1 Claim, 4 Drawing Sheets



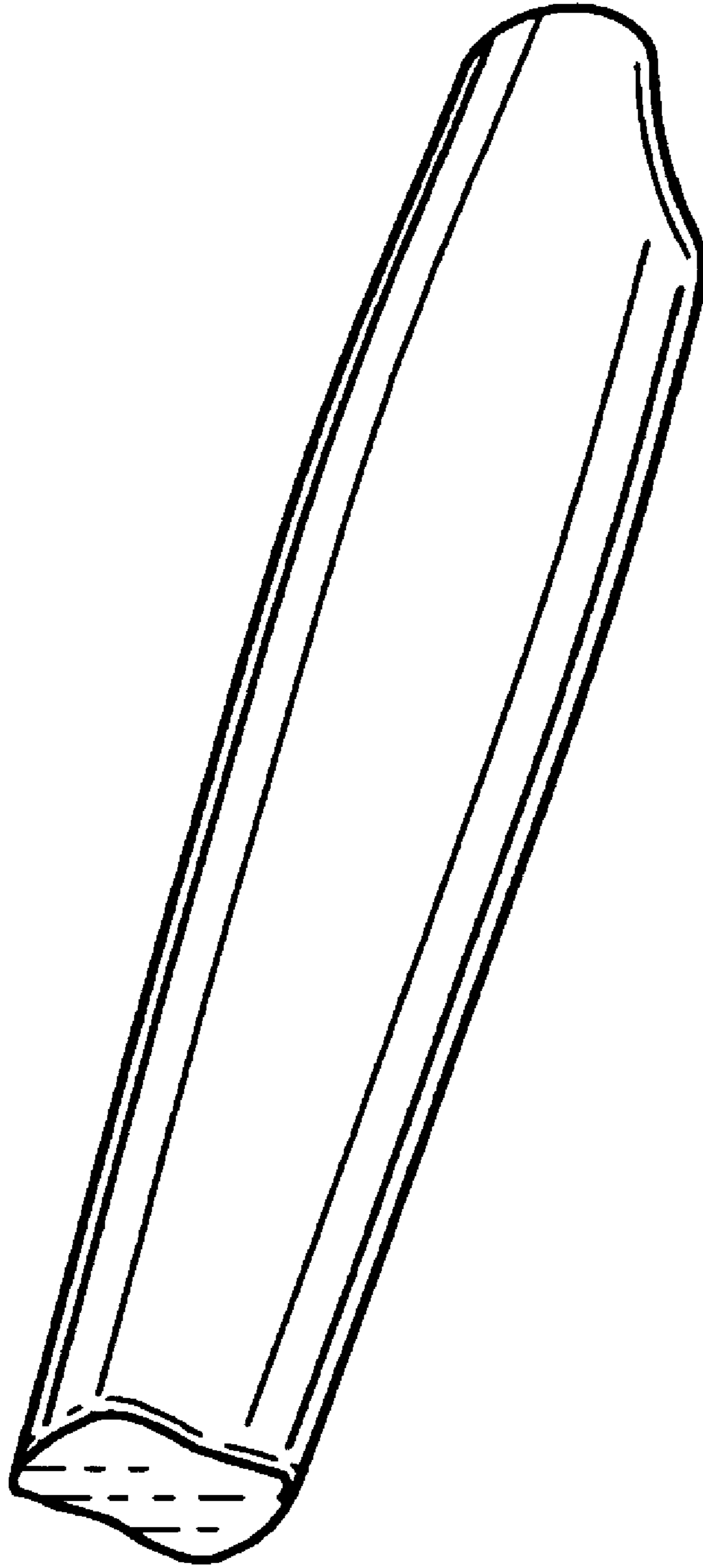


FIG. 1

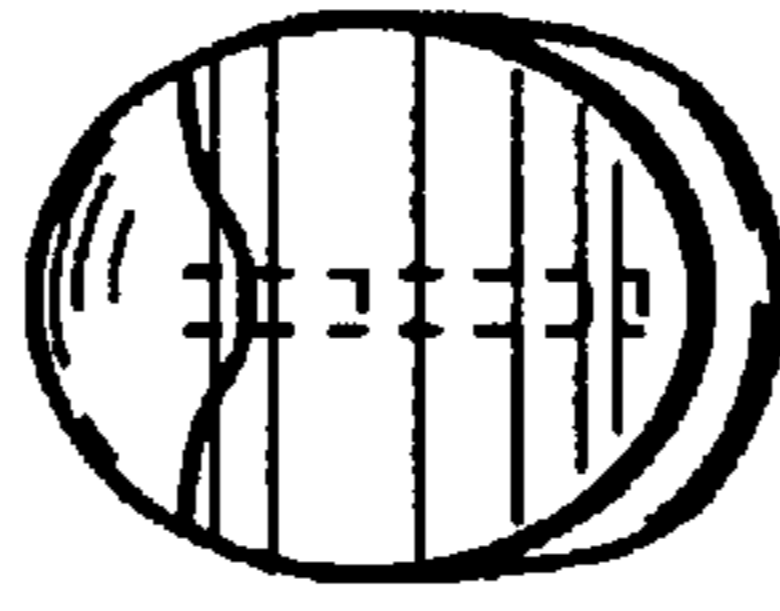


FIG. 4

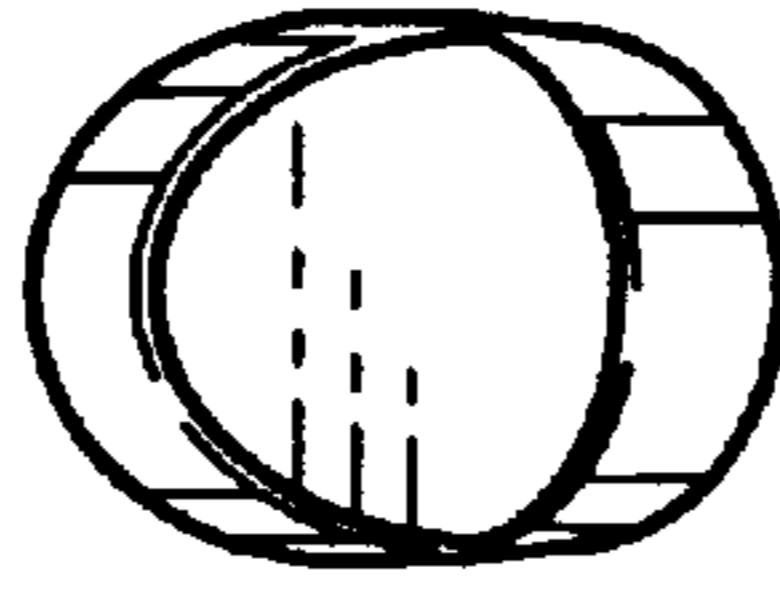


FIG. 3

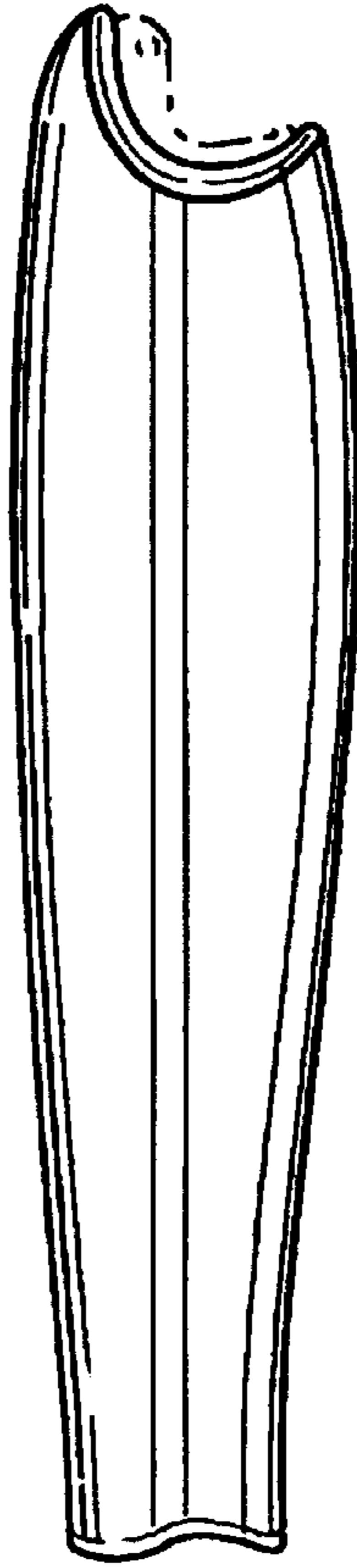


FIG. 2




FIG. 6




FIG. 5

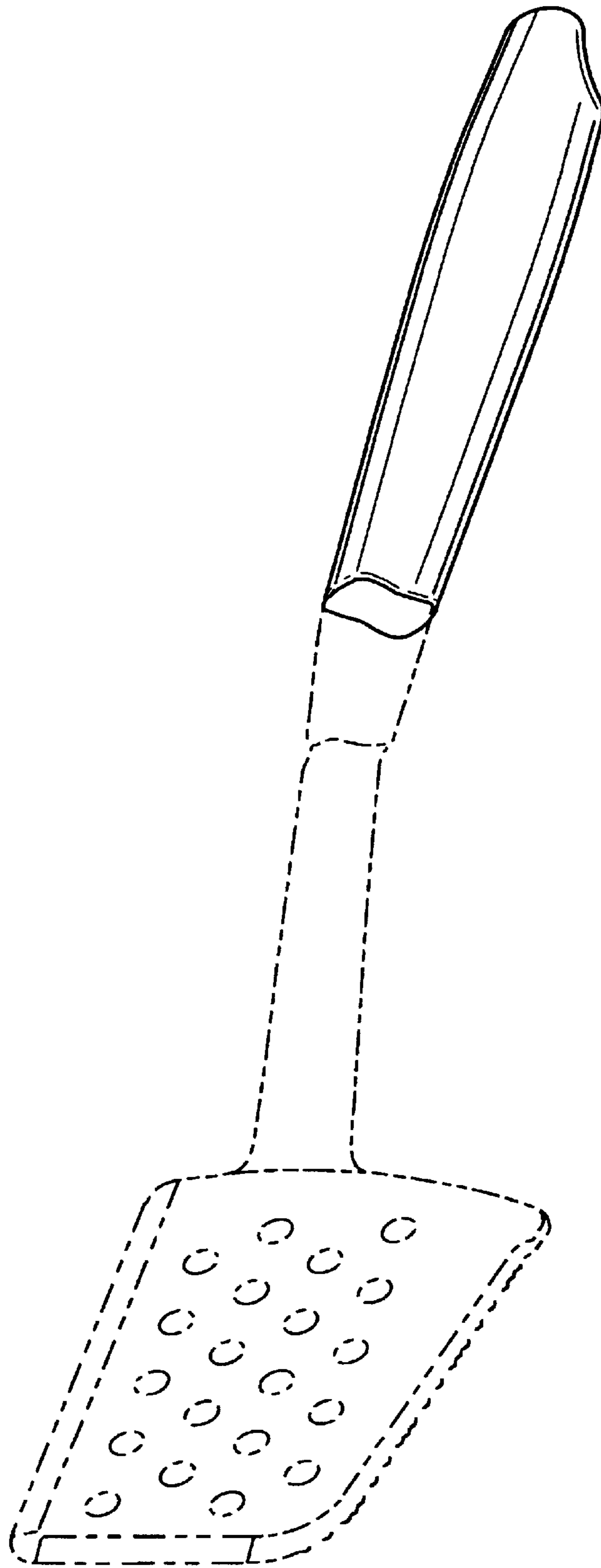


FIG. 7