



US00D435391S

United States Patent [19]

Durst

[11] Patent Number: **Des. 435,391**

[45] Date of Patent: **** Dec. 26, 2000**

[54] **BAKING PAN**

[76] Inventor: **Paul T. Durst**, 716 Antrim Rd.,
Louisville, Ky. 40207

[**] Term: **14 Years**

[21] Appl. No.: **29/120,800**

[22] Filed: **Mar. 27, 2000**

[51] **LOC (7) Cl.** **07-02**

[52] **U.S. Cl.** **D7/354**

[58] **Field of Search** D7/323, 354-361,
D7/409, 551.1, 672, 675; 99/324, 426,
430, 432, 439, 428; D1/109

[56] **References Cited**

U.S. PATENT DOCUMENTS

D. 110,032	6/1938	McKay	D7/354
D. 153,445	4/1949	Permenter	.	
D. 173,322	10/1954	Patrick	D7/354
D. 221,245	7/1971	Jordan	.	
D. 230,536	3/1974	Gordon	.	
D. 265,708	8/1982	O'Dell	D7/354
D. 289,248	4/1987	Joaquin	.	
D. 289,959	5/1987	Sauer	D7/672 X

D. 366,806	2/1996	Durst	D7/354
D. 369,011	4/1996	Ahn	D1/109
D. 393,135	4/1998	Durst	D1/109
D. 396,535	8/1998	Durst	D1/109
D. 398,808	9/1998	Durst	D7/354
3,060,494	10/1962	Noble	99/426 X
3,780,978	12/1973	Proul	.	

Primary Examiner—Caron D. Veynar
Attorney, Agent, or Firm—Theresa Fritz Camoriano;
Camoriano and Associates

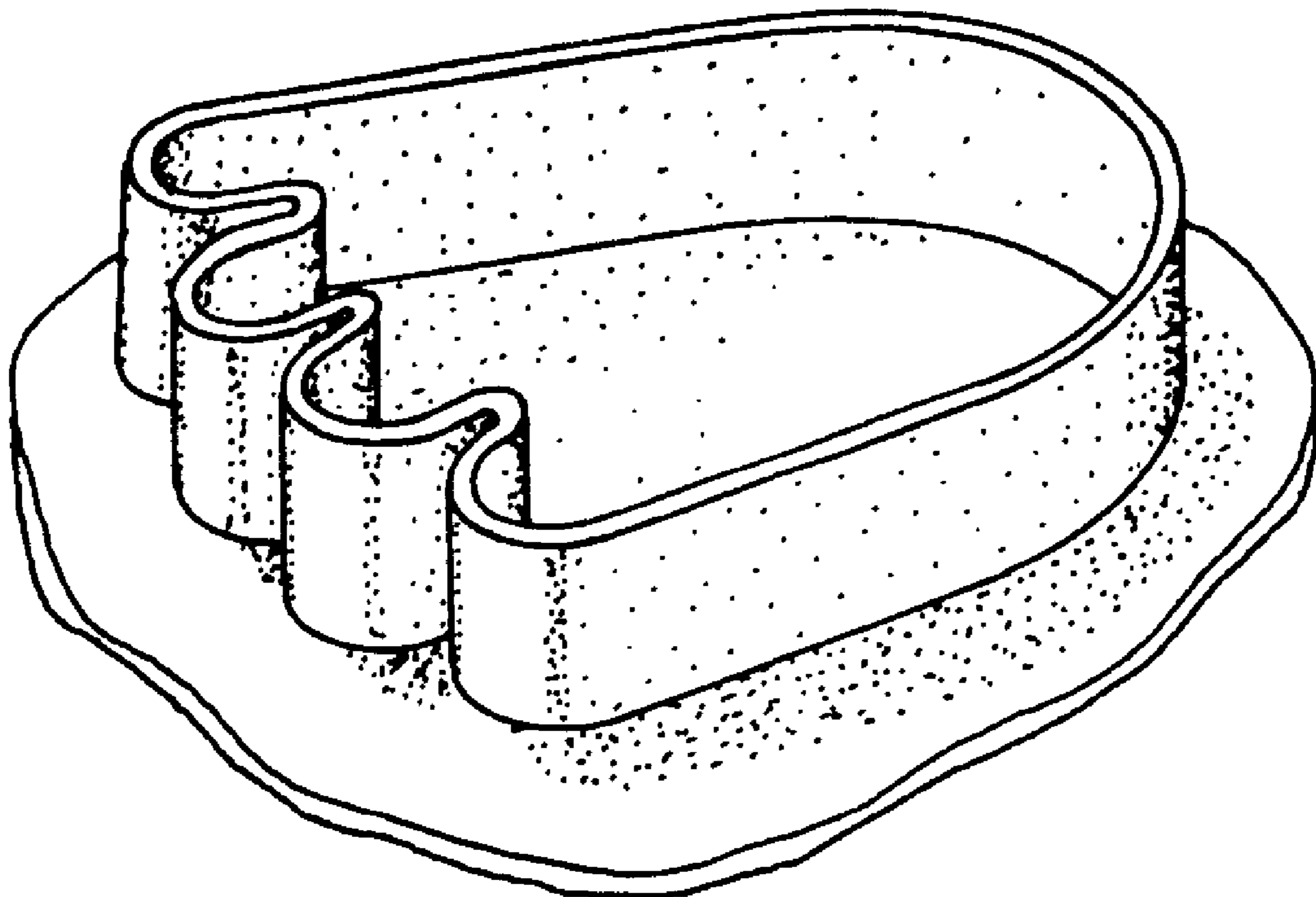
[57] **CLAIM**

The ornamental design for a baking pan, as shown and described.

DESCRIPTION

FIG. 1 is a perspective view of a broken-away portion of a baking pan showing my new design; FIG. 2 is a top view thereof; FIG. 3 is a bottom view thereof; FIG. 4 is a front view thereof; FIG. 5 is a back view thereof; and, FIG. 6 is a right side view thereof, which is a mirror image of the left side view thereof.

1 Claim, 1 Drawing Sheet



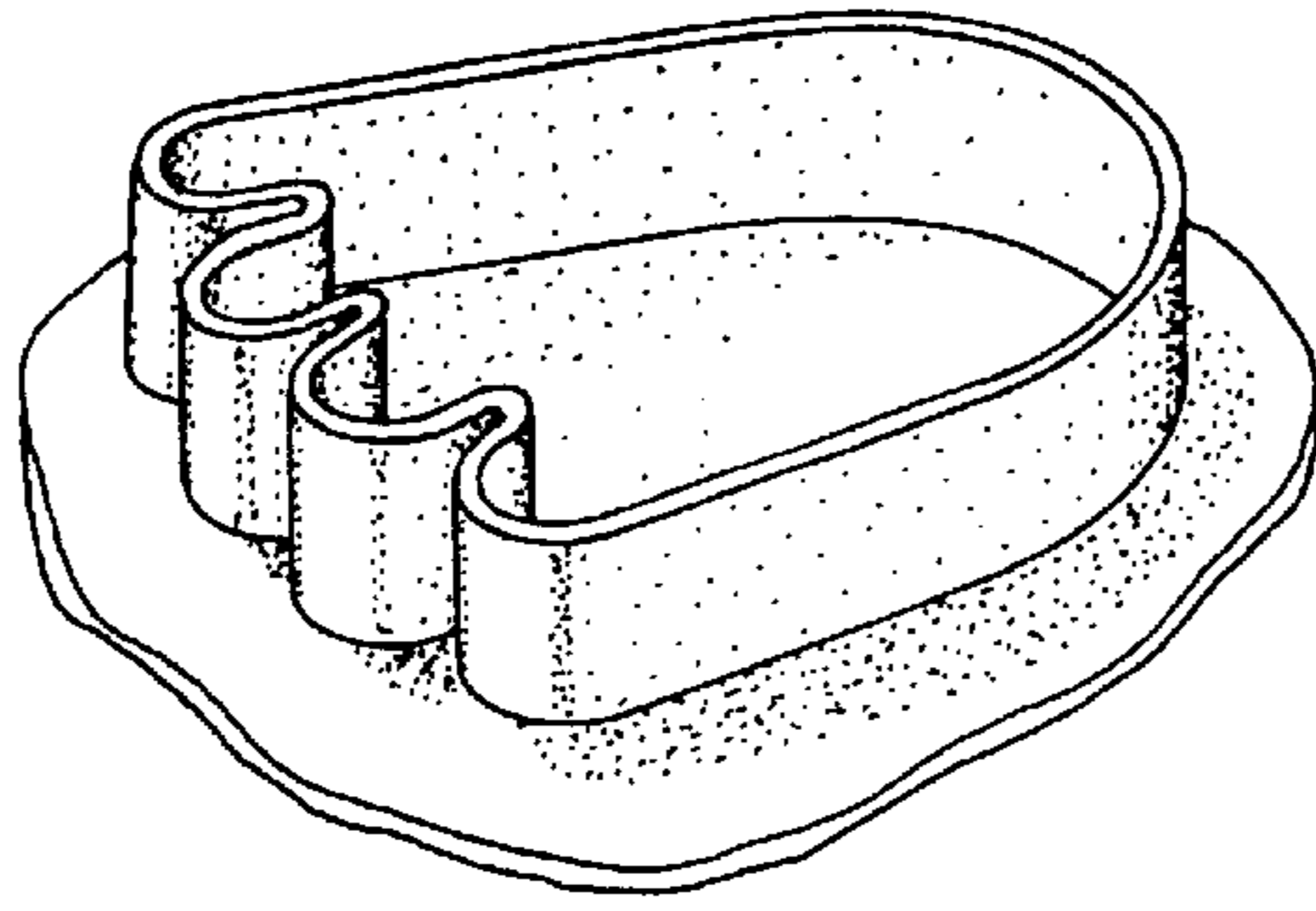


FIG. 1

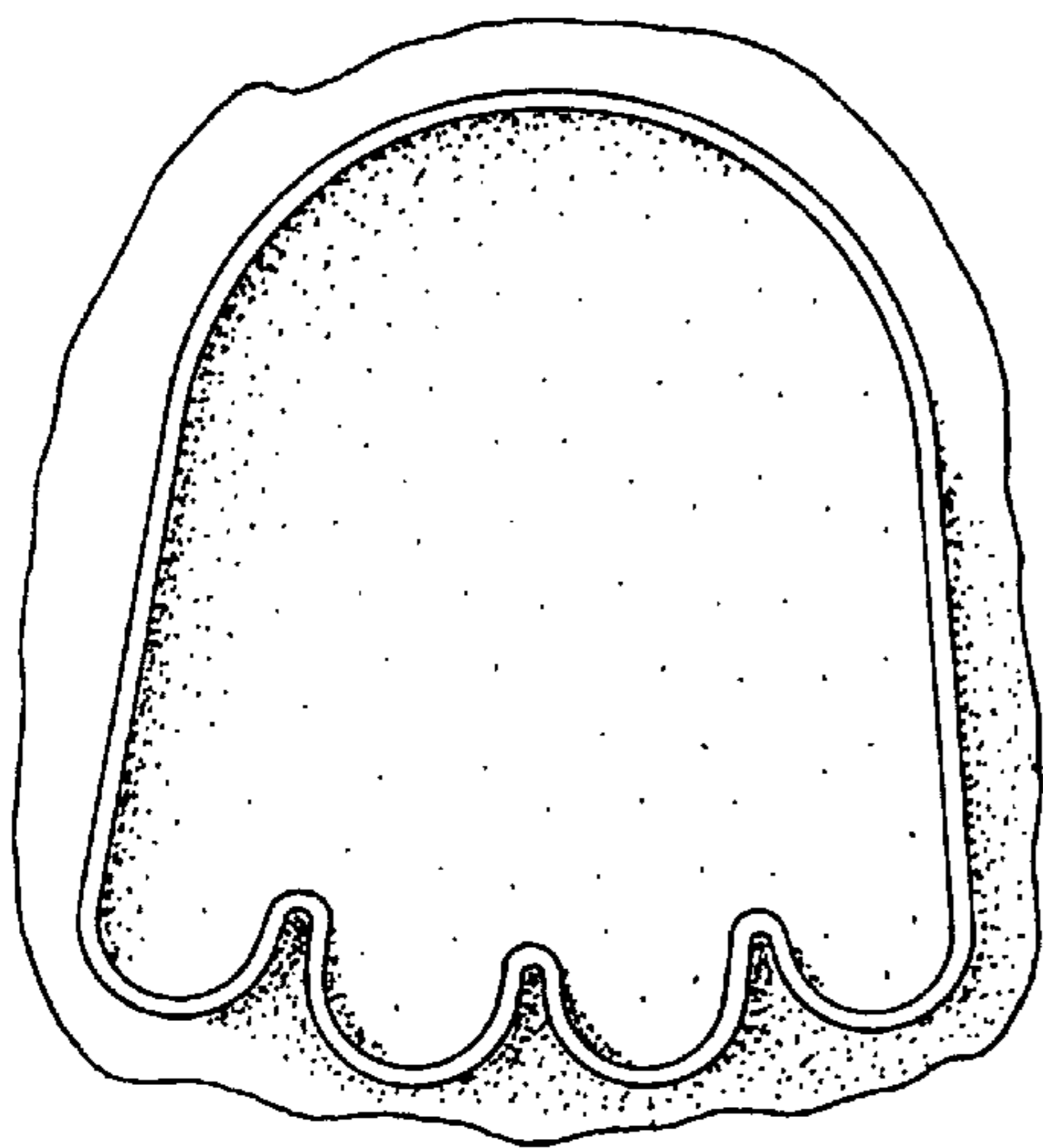


FIG. 2

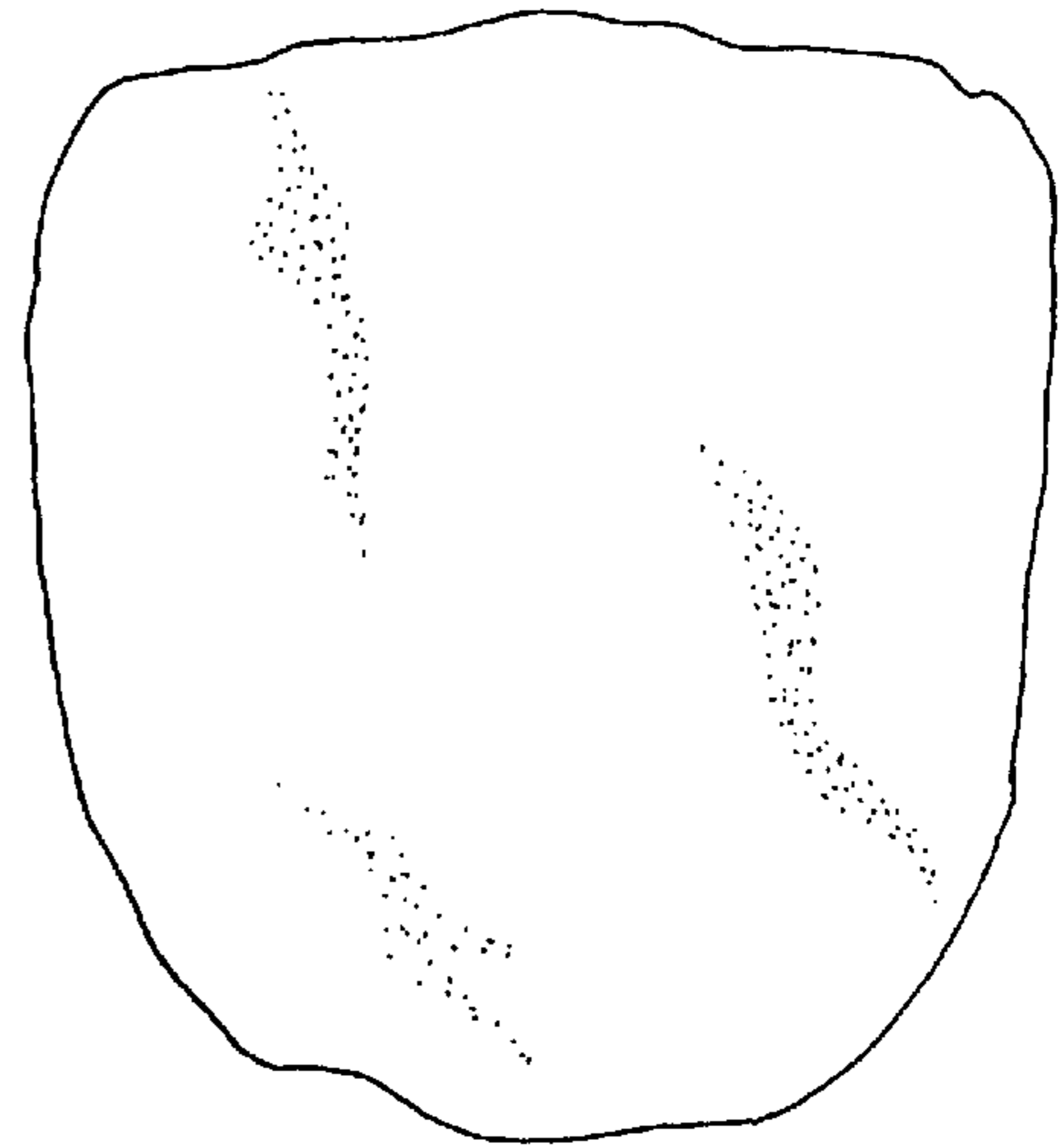


FIG. 3



FIG. 4




FIG. 5

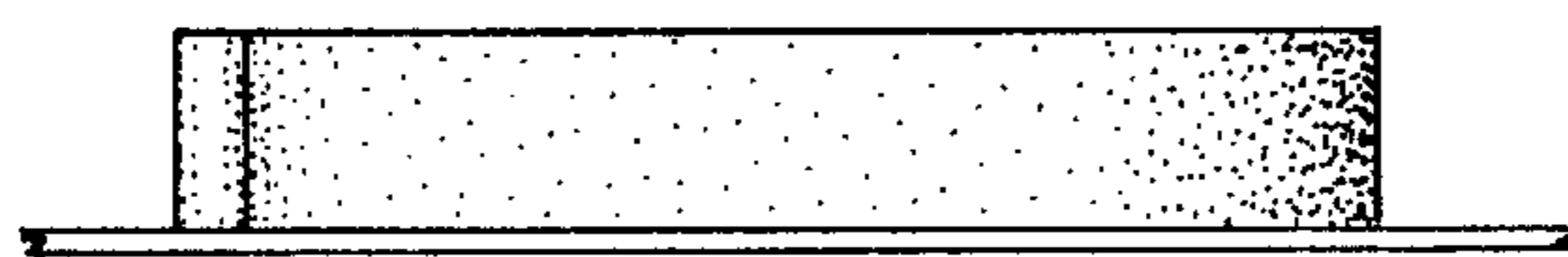


FIG. 6